




Chicago Bears 1997 Media Guide



HALAS HALL AT CONWAY PARK

The Chicago Bears moved into **Halas Hall at Conway Park**, their new year-round facility, on March 3, 1997. The 38-acre complex is located in Lake Forest on Route 60 just east of the Tri-State Tollway, approximately four miles from the former Halas Hall. The building is dedicated to Bears founder, President and Coach **George Halas**. The original Halas Hall, on the Lake Forest College campus, was dedicated by Coach Halas in the name of his son, Mugs, in 1979.

The modern complex includes a 100,000 square foot office building, indoor practice facility, and two and one-half outdoor practice fields. The remaining land will be unused, allowing the team flexibility for future expansion as needed. One of the two 100-yard outdoor fields is equipped with 14 miles of underground heating tubes, enabling the grass to remain soft and growing into early winter, as well as five miles of drain tubing that can capture and disperse nine inches of rainfall per hour, and 2.5 miles of cooling pipes for the grass roots. The complex also includes a "climb-hill" and a jogging / bicycle path. The climb-hill is a form of conditioning originally popularized by Walter Payton. The indoor facility (to be completed September, 1997) will be a rigid structure, as opposed to the inflated "bubble" the team has used since 1990, and will include a full 100-yard field, an all-purpose floor for basketball and volleyball, and a racquetball court. The structure will be 85 feet high, 200 feet wide, and 400 feet long—20 feet higher and 140 feet longer than the Bubble.

The building sits on a wetlands site; the architect chose to design an open-feeling building, with design features reminiscent of Frank Lloyd Wright's work. The building itself covers just three acres of the property, while wetlands cover six. The east side cladding of the building is 83,000 linear feet of cedar, while the west side is constructed of precast panels. The panels were made by an architectural precasting firm that laid rough sawn cedar in the casting beds. When the panels dried, the cedar was stripped from the concrete, giving the panels the board-formed or wooden look.

The main building is almost two football fields long and 100 feet wide. The old Halas Hall had 32,000 square feet of space, while the new building has 100,000. In fact, the entire former Halas Hall would fit into the basement of the new building. Furthermore, the old lockerroom was 1,400 square feet, while the new one is about 3,000, has 62 lockers with room to quickly expand to 100, and 4 natural light wells (allowing full lighting without electricity on sunny days). The weight room—perhaps the most spectacular aesthetic area of the complex—is 7,000 square feet, almost four times the size of the 1,800 square foot workout area at the old building. The glass wall on the east side of the weight room is 28 feet high. A two-lane lap pool is behind the weight room, and its sixty foot lanes have built-in resistance currents. The training room is five times the size of its predecessor, and boasts a doctors' office, x-ray facility, medical records storeroom, casting room, whirlpool, cold-dip plunge, steam room, and sauna.

Halas Hall at Conway Park has nine regular classrooms and one large classroom, as well as a 150-seat auditorium that can be used as a theatre, classroom or television studio. There are separate kitchen and lounge areas for staff and players, and the players' lounge includes nine computer and fax work stations. Each department within the organization has significantly more space in which to operate, with room for expansion. The facility also has 225 parking spaces.

Club President Michael McCaskey and Director of Administration Tim LeFevour studied several facilities in the NFL and NCAA over the last several years in developing ideas for Halas Hall at Conway Park. LeFevour directed the project along with construction manager Mark DeMarsh.

The Bears purchased the land from the Carroll family of Lake Forest in April, 1995, and a groundbreaking ceremony took place on May 12, 1995. The complex is an extension of Conway Park, a 200-acre office complex.



A view of the 7,000 square foot weight room in the Bears' new all-purpose headquarters, Halas Hall at Conway Park. The complex opened in March, 1997.

1997 SCHEDULE

PRE-SEASON

Sun.	July 27	BEARS	vs. Pittsburgh (at Dublin, Ireland)	NOON
Sat.	Aug. 2	BEARS	at Buffalo Bills	7:00 PM
Sun.	Aug. 10	BEARS	at Miami Dolphins	8:00 PM
Sat.	Aug. 16	BEARS	ARIZONA CARDINALS	7:00 PM
Fri.	Aug. 22	BEARS	NEW ORLEANS SAINTS	7:30 PM

REGULAR SEASON

Mon.	Sept. 1	BEARS	at Green Bay Packers	8:00 PM
Sun.	Sept. 7	BEARS	MINNESOTA VIKINGS	NOON
Sun.	Sept. 14	BEARS	DETROIT LIONS	NOON
Sun.	Sept. 21	BEARS	at New England Patriots	NOON
Sun.	Sept. 28	BEARS	at Dallas Cowboys	3:00 PM
Sun.	Oct. 5	BEARS	NEW ORLEANS SAINTS	7:00 PM
Sun.	Oct. 12	BEARS	GREEN BAY PACKERS	NOON
Sun.	Oct. 19	<i>Bye Week</i>		
Sun.	Oct. 26	BEARS	at Miami Dolphins	3:00 PM
Sun.	Nov. 2	BEARS	WASHINGTON REDSKINS	NOON
Sun.	Nov. 9	BEARS	at Minnesota Vikings	NOON
Sun.	Nov. 16	BEARS	NEW YORK JETS	3:00 PM
Sun.	Nov. 23	BEARS	TAMPA BAY BUCCANEERS	NOON
Thur.	Nov. 27	BEARS	at Detroit Lions	11:30 AM
Sun.	Dec. 7	BEARS	BUFFALO BILLS	NOON
Sun.	Dec. 14	BEARS	at St. Louis Rams	7:00 PM
Sun.	Dec. 21	BEARS	at Tampa Bay Buccaneers	NOON

Chicago time; HOME games in blue

CREDITS

The Chicago Bears 1997 Media Guide was produced by the Bears' Public Relations Department. Cover photos of Raymont Harris and Rashaan Salaam, and inside photos, by Bill Smith. Cover photo of Halas Hall at Conway Park by Pam Proctor. Printed by Commercial Lithographers, Inc. of Bensenville, IL (630 / 860-5444). Special thanks to Pat McGrath and Ed Kozak, Joe Ferrazza and Doug Green for their editorial help.

INDEX

4th and Go!	179	Most-watched TV Games	212
40 Passes vs. 40 Rushes	69	Naming the Bears	4
100-yard Receiving Games	174	NFC Central Standings	37
100-yard Rushing Games	29, 172	NFL and PR Phone Numbers	238
300-yard Passing Games	176	Off-season Transactions	10-11
1996 Final Standings	109	Opening Day Rookie Starters	104
1996 Final Statistics	110-111	Opponent Records	136
1996 Game Summaries	112	Overtime Games	233
1997 Draft	92	Payton, Walter	165
Air Miles	146	Piccolo Award & Winners	50
All-time Drafts	180	Platteville	105
All-time Practice Squad	199	Players with Pro Experience Bios	100
All-time Roster	196	Playoff Experience	38
Annual Leaders	166	Playoff Payouts	43
Artificial Turf	65	Post-season Records	125
Assistant Coaches, all-time	207	PR Telephone Numbers (around the NFL)	238
Assistant Coaches Bios	9	Practice Squad, all-time	199
Attendance	163	Pre-season Results (Bears all-time)	208
Bears Care	9	Pre-Season Schedule (NFL)	239
Bears Share	237	Pro Bowlers	232
Birthdays During the Season	75	Pronunciation Guide	107
Blown Leads	205	QB Rating (the formula)	41
Career Coaching Records	7, 155	Quarterback Ratings (Bears' best)	176
Career Records	155	Radio Affiliates ("Bears Radio Network")	237
Career Statistics of Active Bears	108	Radio Play-by-Play Announcers	236
Chicago Bears Insider and Bears Weekly	235	Rankings, Bears in NFL	162
Coaches Bios	6	Records—Versus Extinct Franchises	230
Come-from-behind Wins	204	Records—Versus Active Teams	231
Contract Expiration	41	Results—Post-season	212
Dates for 1997-98	238	Results—Pre-season	208
Did You Know (8 point finals)	224	Results—Regular season	212
Did You Know (Early Start to '97 Season)	220	Results—Team-by-team ("Bears vs. NFL")	222
Did You Know (Barry Sanders)	225	Retired Numbers	189
Did You Know (New England)	181	Road Trip Hotels / Headquarters	240
Did You Know (Number 13)	129	Rookie Records	124
Did You Know (States of Origin)	149	Rookie Starters	104
Did You Know (Winning 600)	169	Roster, 1997	106
Did You Know (Wrigley Field - Record?)	195	Roster, All-time	196
Directions to Halas Hall at Conway Park	154	Safeties	42
Directions to Platteville	105	Schedule, 1997 (NFL)	Inside back cover
Directory, Bears Staff	3	Schedule, Bears 1997	1; back cover
Domed Stadium Records	65	Schedule Formula for 1998	220
Draft, 1996	92	Schedule, 1997 NFL Pre-season	239
Draftee Bios	92	Scoring Streak / Non-shutouts	60
Drafts (All-time)	182	Season Openers	143
Fan Club	23	Shutouts (Bears)	123
Fax-on-Demand	237	Soldier Field	221
Fight Song "Bear Down"	5	Special Teams Tackles	15
First-Round Picks	181	Standings, 1996 Final	109
Football Staff photos	16	Super Bowl Sites (1998-2001)	20
Franchise Moves	227	Super Bowl Winners vs. Bears	207
Halas Hall at Conway Park	Inside front cover	Team Records — Defense	147
Halas, George	164	Team Records — Offense	138
Halas, George, Jr. ("Mugs")	165	Team-by-Team Records vs. Bears	230-231
Hall of Famers	177	Television - Radio Shows	235
Head Coaches	7	Thanksgiving Games	170
Historical Highlights	159	Three x 100	29
History	4, 159	Ticket Office	237
Hotels	240	Tie Games	230
How the Bears Were Built	120	Training Camp	105
Individual Records	126	Transactions (Off-season 1997)	10-11
Injuries in 1996	31, 63	Turf Games	65
International Games	210	Turnovers Tellin' The Tale	178
Internet	18	Two-point conversions	76
Jaeger's 40+ Field Goal	70	Undrafted Free Agents 1997 Bios	101
Jersey Numbers, all-time	188	Undrafted Free Agents (general)	83
Last Time, The	121	Veteran Bios	18
Longest Plays at Soldier Field	137	Wannstedt Roster	81
Luncheon Series	235	Wannstedt Show	235
Media Information	240	Wannstedt, Dave	6
Middle Linebackers	58	Won for All (victories over every franchise)	48
Monday Night Football	234	Year-by-year	212

CLUB DIRECTORY

HEADQUARTERS

Halas Hall at Conway Park
1000 Football Drive
Lake Forest, IL 60045
847 / 295-6600

SOLDIER FIELD

425 E. McFetridge
Chicago, IL 60605

Chicago Bears internet address:
<http://bears.nfl.com>

MANAGEMENT / ADMINISTRATION

Chairman of the Board Ed McCaskey
President/CEO Michael McCaskey
Vice President of Operations Ted Phillips
Director of Administration Tim LeFevour
Administrative Assistants Liz Korczynski,
Ann Quint, Noreen Speller

MARKETING

Dir. Marketing/Broadcasting Ken Valdeseri
Dir. Community Involvement Pat McCaskey
Mgr of Promotions & Advertising John Bostrom
Mgr of Sales & Development Jack Trompeter
Skybox Manager Caroline Guip
Manager of Publications Joe Ferrazza
Mgr Fan Relations/Special Events Francie Portrey
Administrative Assistant JulieAnn Henry

PUBLIC RELATIONS

Director of Public Relations Bryan Harlan
Assistant Director Phil Handler
Assistant Scott Hagel
Administrative Assistant Anne Appel

TICKETS

Ticket Manager George H. McCaskey
Customer Service Reps Ed Alba, Chris
Gauvin, Kendra Lindborg, Kes Robinson

COMPUTERS

Dir. Information Systems Greg Gershuny
Assistant Director Grant Denton

ACCOUNTING

Controller Scott Worthem
Assistant Controller Kris Voska
Accounting Assistants Cheryl Sinnott
Sherrie Geisler

OFFICE STAFF

Administration Tim McCaskey
Administration Clyde Emrich
Receptionist Louise Johnson
Superintendent R.L. McMurrin
Stadium Assistant Bryan Pett
Groundskeeper Ken Mrock
Assistant Groundskeeper John Berta
Assistant Joe Krajniak

COACHING STAFF

Head Coach Dave Wannstedt
Assistant Head Coach / Off. Line Tony Wise
Offensive Coordinator / QBs Matt Cavanaugh
Defensive Coordinator / LBs Bob Slowik
Defensive Line Clarence Brooks
Defensive Backs Carlos Mainord
Defensive Assistant Greg Schiano
Running Backs Willie Peete
Wide Receivers Ivan Fears
Tight Ends Ted Plumb
Special Teams Keith Armstrong
Administrative Assistant Barb Allen
Administrative Assistant Colette Barker

PLAYER PERSONNEL

Vice Pres. of Player Personnel Mark Hatley
Director of College Scouting Bill Rees
Director of Pro Personnel Rick Spielman
Regional Scouts Marty Barrett, Charles
Garcia, Bobby Riggles, Jeff Shiver
BLESTO Scout Gary Smith
Pro Scout Mike McCartney
Scouting Intern George Paton
Administrative Assistant Chris Ridge

FOOTBALL STAFF

Physical Development Coordinator Russ Riederer
Asst. Physical Development Coordinator Steve Little
Head Athletic Trainer Tim Bream
Assistant Athletic Trainer Eric Sugaman
Assistant Athletic Trainer Buckley Wilson
Equipment Manager Tony Medlin
Assistant Equipment Manager Randy Knowles
Assistant Equipment Manager Carl Piekarski
Dir. Research & Quality Control Eric Studesville
Player Liaison/Operations Asst. Brian McCaskey
Director of Video Services Dean Pope
Assistant Video Director Dave Hendrickson
Consulting Orthopaedists Mark Bowen,
Gordon Nuber, Michael Schafer
Consulting Internists Michael Ankin,
Howard Katz, Jerry Osher

THE BEARS

The Bears were established in 1920 as George Halas founded professional football with representatives from 12 other clubs in Canton, Ohio. Halas was not only the team's founder but served as head coach for 40 years and was active with the Bears until his death in 1983. The Bears have won nine world championships, six of those coming between 1932-46. The team has participated in the playoffs 22 times, and sent 26 players, one coach, and one general manager to the Pro Football Hall of Fame, the most of any team.

A native Chicagoan, Halas was a three sport letterman at the University of Illinois. He joined the Navy after graduation before playing right field for the New York Yankees. A hip injury ended his baseball career and Halas moved to Decatur to work for a corn products firm owned by A.E. Staley, who sponsored a semi-pro baseball team and later commissioned Halas to organize an independent football team. One year later, Staley gave Halas the club and Halas made Dutch Sternaman his partner. Halas was a player-coach from 1920-29 and was named to the NFL all-pro squad of the 1920s. He holds three NFL coaching records and four Bears coaching records. Halas' 324 coaching victories was broken in 1994 by Don Shula of the Miami Dolphins. Halas led the Bears to six world championships — his first and last separated by 42 years (1921 and 1963). *(More on George Halas on page 150.)*

1920s: George Halas founded pro football and the Decatur Staley's in 1920 and set membership at \$100 per club. The Staley's posted a 10-1-2 record in that inaugural season as each player earned \$1,900 for the season. The Bears won their first title the next season (1921) with a 9-1-1 mark and went on to post winning records in all but one season in the entire decade (1929: 4-9-2). The first major signing took place in 1925 when the Bears signed Red Grange to a contract. Halas then took Grange and the Bears on a coast-to-coast barnstorming tour in which the club played 16 games in nine weeks. The first game of that stretch was played before 36,000 at the team's home site, Wrigley Field.

1930s: Halas left the coaching ranks in 1930 and Ralph Jones led the club to a 24-10-7 record from 1930-32. The Bears won the 1932 championship before 11,198 fans at Chicago Stadium. The franchise lost \$18,000 that season and Sternaman sold his half of the club to Halas. The 1933 season marked Halas' return to coaching and the beginning of the National Football League. The Bears beat the Giants 23-21 in the NFL's first championship game that year. The Bears advanced to the NFL title game twice more in the decade, but fell to the Giants in 1934 and the Redskins in 1937.

1940s: The decade began with another NFL title as the Bears buried the Washington Redskins, 73-0, as ten different players scored while Chicago unveiled the T-formation. Halas left for war duties in the middle of the 1942 season. The team continued winning, but lost the title game in Washington, 14-6. Luke Johnsos and Hunk Anderson co-coached the wartime Bears the next three seasons. In 1943, the Bears beat Washington 41-21, at Wrigley Field in the NFL title game. Halas returned in 1946 and the Bears won the title again — defeating the Giants, 24-14, before a NFL record crowd of 58,346 in the Polo Grounds.

1950s: The Bears began the decade with a title run, but lost to the Rams in the 1950 Western Division title game, 24-14. Paddy Driscoll replaced Halas as coach in 1956 and the Bears lost to the

NAMING THE BEARS

George Halas originally named the team the Decatur Staleys after A.E. Staley, a starch manufacturer and enthusiastic sports fan who sponsored a semi-pro team and commissioned Halas to organize the new squad.

One year later, trying to match the profitability of Chicago's baseball games, Staley asked Halas if he would take the team off Staley's hands and move it to Chicago for \$5,000, while keeping the name Staleys for another year. With the help of legendary baseball pioneer Bill Veeck and William Wrigley, Halas soon acquired a lease to play at Wrigley Field.

When Halas's obligation to Staley terminated in 1922, he considered re-naming the team the Chicago Cubs out of respect for Veeck and Wrigley who, according to Halas in his biography, "had been such a great help."

But, as Halas continued, "I noted football players are much bigger players than baseball players, so if baseball players are cubs, then football players must be bears!"

On January 28, 1922, the franchise was re-named the Chicago Bears.

The team colors have always been blue and orange after Halas' alma mater, the University of Illinois. Halas lettered in football, basketball, and baseball for the Fightin' Illini.

THE BEARS

Giants in the NFL Championship game at Yankee Stadium. Halas returned for his final stint as head coach in 1958.

1960s: The Bears won their final title under Halas in 1963, beating the NY Giants, 14-10, at Wrigley Field. A new era was signaled in 1965 when the club drafted Dick Butkus and Gale Sayers in the first round of the college draft. Sayers set a NFL record with 22 TDs as a rookie, including six in a single game against the 49ers. Prior to the 1968 season, Halas retired from coaching after 40 seasons and a 324-151-31 record.

Ed McCaskey was named team's vice-president and treasurer in 1967, a position he held for 17 years before being named to his current position of Chairman of the Board in 1983. Ed spearheaded the club's civic activities for many years and attends NFL meetings. Among his many civic contributions on behalf of the Bears was guiding the Brian Piccolo Fund from its inception in 1970 to 1987, raising millions of dollars for cancer research.

1970s: The Bears played their final season in Wrigley Field in 1970 before moving to Soldier Field. In the same year, Halas was elected president of the NFC as the NFL and AFL merged. In 1974, Jim Finks joined the Bears as General Manager. Finks named Jack Pardee, the first non-Bear in such a position, as head coach replacing Abe Giron. In 1975, the Bears moved their training camp to Lake Forest after spending 31 years in Rensselaer, Indiana; and Walter Payton was the club's first-round draft choice. After a 14-year hiatus the Bears returned to the playoffs in 1977, winning their final six games to finish 9-5. The Bears again made the playoffs in 1979 under head coach Neill Armstrong. Chicago lost in the opening round in both 1977 and 1979. The organization suffered a major loss at end of the decade when team president George "Mugs" Halas, Jr. died at 54. Mugs joined the Bears front office in 1950, was named treasurer in 1953, and became president of the club in 1963. (*More on "Mugs" Halas on page 165.*)

1980s: Armstrong's tenure ended in 1982 and he was replaced by Dallas Cowboys' assistant Mike Ditka, a Bears tight end from 1961-66. In 1983, Jim Finks resigned and George Halas died at age 88. Michael McCaskey, the oldest son of Ed and Virginia McCaskey, and the grandson of George Halas, became the third president in club history.

McCaskey was a business school professor and operated a consulting company in Boston before joining the Bears. In his 12 full seasons with the club the Bears have posted nine winning seasons, made three trips to the NFC title game and won Super Bowl XX. The Bears have won 63% of their games in that period, second-best in the NFL. McCaskey has served stints on the Finance, Long Range Planning, Stadium, and NFL Properties Executive committees during his tenure.

The Bears returned to the NFL elite in 1984. They advanced to the NFC Championship game (losing to San Francisco) and Walter Payton broke Jim Brown's all-time NFL rushing record. The loss in the '84 title game set the stage for the 1985 season in which the Bears posted shutouts in the both playoff games before ripping the Patriots, 46-10, in Super Bowl XX. The Bears won the NFC Central division each of the next three seasons, but could never get past the NFC title game. Payton's jersey was retired following the '87 season.

1990s: The Bears made playoff appearances in 1990 and 1991. The 1992 season was marked by the retirement of Mike Singletary, the end of the Mike Ditka era and Kevin Butler becoming the club's all-time scoring leader. Dave Wannstedt was named the 11th coach in team history in 1993 and led the Bears to back-to-back winning seasons in 1994 and 1995. The uniform numbers of Dick Butkus (51) and Gale Sayers (40) were retired in 1994 and groundbreaking on a new state of the art team headquarters in Lake Forest was held in 1995. In the spring of 1997, the Bears moved into their new facility and Mark Hatley was named Vice President of Personnel.

CHICAGO BEARS FIGHT SONG

The Chicago Bears fight song, *Bear Down, Chicago Bears*, was introduced in 1941. Though Jerry Downs is listed as the composer, it is a pseudonym for Al Hoffman (who also wrote the words and music for the song *If I Knew You Were Coming, I'd Have Baked a Cake*).

Hoffman's words for the Bears' fight song:

*Bear down, Chicago Bears, make every play clear the way to victory;
Bear down, Chicago Bears, put up a fight with a might so fearlessly.
We'll never forget the way you thrilled the nation with your T-formation.
Bear down, Chicago Bears, and let them know why you're wearing the crown.
You're the pride and joy of Illinois, Chicago Bears, bear down.*

HEAD COACH



DAVE WANNSTEDT

Fifth season

Dave Wannstedt notched his 32nd victory as Chicago Bears head coach last season to become the third winningest coach in the team's storied 77-year history. Wannstedt enters his fifth season in Chicago after being named the 11th head coach in team annals on January 19, 1993. Club President Michael McCaskey chose Wannstedt after his four-year tenure as defensive coordinator of the Dallas Cowboys was culminated with a Super Bowl victory following the 1992 season.

Last season, the Bears won five of nine games after the bye-week and regained their advantage at Soldier Field by winning six of eight games, their best home mark since 1991. Expectations were high last year on the heels of back-to-back winning seasons in 1994 and 1995, but an injury wave resulted in 19 different starters on offense and 18 on defense. The Bears enter 1997 featuring one of the youngest starting lineups in the NFL and during the off-season added free agents Tom Carter, Ricky Proehl, Tyrone Hughes and quarterback Rick Mirer via trade.

First Three Years as Bears Head Coach

In 1995, the Bears finished a 9-7 season strong, winning their final two games for the first time since 1986. Chicago's 4-4 mark in the NFC Central was their best since 1991. The Bears also led the league in fewest penalties in the NFL for the second straight season. Just minutes after the club finished the season with a 20-14 win over Philadelphia, the Atlanta Falcons upset the 49ers to claim the final wild card spot as playoff tiebreakers separated teams that finished 9-7.

In 1994, Wannstedt led the Bears back to the playoffs after a three-year hiatus. The team's 9-7 regular season mark earned a wild card berth which led to a first round upset of NFC Central champion Minnesota. Wannstedt was named NFC Coach of the Year by Football News, UPI and Kansas City's 101 Club and was among the top three finishers for the NFL Coach of Year by AP, Pro Football Writers, The Sporting News, Pro Football Weekly and Football Digest.

The Bears were one of four NFC Central teams in the playoffs, a berth earned after a four-game winning streak at midseason moved the team from 4-4 to 8-4. The Bears posted a season-high 35 points in beating the Vikings in the playoffs, only to lose to eventual Super Bowl champion San Francisco the next week. Six of Chicago's seven losses in 1994 were against playoff teams, and among the Bears wins were triumphs over four-time defending AFC Champion Buffalo and at Miami.

In 1993, Wannstedt's first season, the Bears finished a with a 7-9 record highlighted by two impressive winning streaks. After an 0-2 start, the Bears won three straight games including a 17-6 win against the then undefeated Philadelphia Eagles (4-0) at Veterans Stadium. A four-game winning streak, which included a NFL-first three road wins in 12 days, had Chicago in a first-place tie in the NFC Central with four games remaining. The Bears were in the midst of the playoff chase until the 17th week of the season as the team improved two games from their 5-11 record in 1992. In just his first season as a head coach, Wannstedt was among the top vote getters in the NFL Coach of the Year award.

Since Wannstedt's arrival, four drafts have produced 11 starters including Curtis Conway, Raymont Harris, Rashaan Salaam, Todd Perry, Jim Flanigan and Walt Harris. In addition, he brought in free agents such as Andy Heck, Marty Carter and Bryan Cox. Trades produced Rick Mirer and Barry Minter. With Mark Carrier's departure last spring, no starters remain from the pre-Wannstedt era.

HEAD COACH

Rebuilding of the Cowboys

The exclamation point to Wannstedt's tenure in Dallas came in Super Bowl XXVII when his defense forced nine turnovers as the Cowboys routed the Buffalo Bills, 52-17. Wannstedt's '92 defense was the youngest in the NFL, yet ranked first in the league, allowing an average of just 245.8 yards per game. Amazingly, the Cowboys did not have a defensive player named to the Pro Bowl. The Cowboys improved from a 1-15 team when Wannstedt became defensive coordinator in 1989, to a 16-3 club in his final season.

Wannstedt was named The National's NFL Assistant of the Year in 1990 as his club led the league against the pass and was 18th against the run. In 1991, the Cowboys improved to ninth against the run and in 1992 they were tops in the NFL allowing just 77.8 yards rushing per game. Wannstedt's success made him a finalist for the Pittsburgh Steelers head job following the 1991 season, prompting Jimmy Johnson to give Wannstedt the additional position of Assistant Head Coach in January, 1992.

College Assistant

Wannstedt began his coaching career in 1975 as defensive line coach at the University of Pittsburgh under his college coach, Johnny Majors. After four years at Pitt he followed fellow Panther assistant Johnson to Oklahoma State where he served two years as defensive line coach and two years as defensive coordinator. He joined Ted Tollner's staff at USC (1983-85) before becoming defensive coordinator at the University of Miami (1986-88). At Miami, his defense held opponents to 2.2 yards-per-carry and 10.9 points-per-game while averaging 48 sacks a season. Wannstedt's defenses produced 11 players who were drafted by the NFL, five in the first two rounds. As a collegiate assistant, Wannstedt's teams had a 106-45-4 record, including a 6-4 mark in Bowl games. Combined with a 5-2 mark in NFL playoff games, his overall post-season record is 11-6. In 22 seasons of coaching at major colleges and in the NFL, Wannstedt has been on 15 winning teams, 10 Bowl teams, and one Super Bowl champion.

Personal

A Pittsburgh native, David Raymond Wannstedt was born on May 21, 1952, and graduated from Baldwin High. He attended the University of Pittsburgh where he earned a bachelors degree in physical education and a masters in curricular supervision. Wannstedt played offensive tackle (1970-73) and captained the team his senior year which featured freshmen Tony Dorsett and Matt Cavanaugh. Wannstedt was selected by the Green Bay Packers in the 15th round of the 1974 draft but spent the season on Injured Reserve with a neck injury. He subsequently joined Majors' staff at Pittsburgh.

Wannstedt is active in several charitable endeavors and serves on the board of directors of Children's Memorial Hospital. He and his wife, Jan, have two daughters — Keri (20), a junior at Indiana University and Jami (16), a senior at Lake Forest High School.

BEARS HEAD COACHES

Seasons	Overall W-L-T	Regular W-L-T	Post-season W-L
George Halas 1920-29; 33-42; 46-55; 58-67	324-151-31	318-148-31	6-3
Ralph Jones 1930-32	24-10-7	24-10-7	None
Heartley (Hunk) Anderson / Luke Johnsos 1942-45	24-12-2	23-11-2	1-1
John "Paddy" Driscoll 1956-57	14-10-1	14-9-1	0-1
Jim Dooley 1968-71	20-36-0	20-36-0	None
Abe Giron 1972-74	11-30-1	11-30-1	None
Jack Pardee 1975-77	20-23-0	20-22-0	0-1
Neill Armstrong 1978-81	30-35-0	30-34-0	0-1
Mike Ditka 1982-92	112-68-0	106-62-0	6-3
Dave Wannstedt 1993-96	33-33-0	32-32-0	1-1

HEAD COACH

Year	Team	Coaching Position	Regular Season	Playoffs
1975	Pittsburgh Panthers	assistant	7-4-0	1-0 Won Sun Bowl, 35-19 (Kansas)
1976	Pittsburgh Panthers	assistant	11-0-0	1-0 *Won Sugar Bowl, 27-3 (Georgia)
1977	Pittsburgh Panthers	assistant	8-2-1	1-0 Won Gator Bowl, 34-3 (Clemson)
1978	Pittsburgh Panthers	assistant	8-3-0	0-1 Lost Tangerine Bowl, 30-17 (NC State)
1979	Oklahoma St. Cowboys	def. line	7-4-0	
1980	Oklahoma St. Cowboys	def. line	4-7-0	
1981	Oklahoma St. Cowboys	def. cord	7-4-0	0-1 Lost Independence Bowl, 24-14 (Texas A&M)
1982	Oklahoma St. Cowboys	def. cord	4-5-2	
1983	USC Trojans	def. line	4-6-1	
1984	USC Trojans	def. line	8-3-0	1-0 Won Rose Bowl, 20-17 (Ohio State)
1985	USC Trojans	def. line	6-5-0	0-1 Lost Aloha Bowl, 24-3 (Alabama)
1986	Miami Hurricanes	def. cord	11-0-0	0-1 Lost Fiesta Bowl, 14-10 (Penn St)
1987	Miami Hurricanes	def. cord	11-0-0	1-0 *Won Orange Bowl, 20-14 (Oklahoma)
1988	Miami Hurricanes	def. cord	10-1-0	1-0 Won Orange Bowl, 23-3 (Nebraska)
1989	Dallas Cowboys	def. cord	1-15-0	
1990	Dallas Cowboys	def. cord	7-9-0	
1991	Dallas Cowboys	def. cord	11-5-0	1-1 Lost Second Round, 38-6 (Detroit)
1992	Dallas Cowboys	asst. head coach/def coord	13-3-0	3-0 Won Super Bowl XXVII, 52-17 (Buffalo)
1993	Chicago Bears	head coach	7-9-0	
1994	Chicago Bears	head coach	9-7-0	1-1 Beat Vikings; lost to 49ers in 2nd Round
1995	Chicago Bears	head coach	9-7-0	
1996	Chicago Bears	head coach	7-9-0	

* NCAA Champions

College regular season total (14 seasons)	106-44-4
Bowl record	6-4-0
NFL regular season total (four seasons)	32-32-0
NFL Assistant playoff total	4-1-0
NFL Head Coach regular season total (four seasons)	32-32-0
NFL Head Coach playoff total	1-1-0
22 season career total (.614)	181-114-4

Career highlights:

- May 21, 1952.....Born in Pittsburgh, Pennsylvania.
- 1970-73.....Offensive tackle at University of Pittsburgh.
- 1974.....15th round selection by Green Bay Packers. Spent entire season on IR.
- 1975.....Begins coaching career at University of Pittsburgh under Johnny Majors.
- 1977.....Pitt is undefeated (12-0) in winning the NCAA championship.
- 1979-82.....Joins Jimmy Johnson's Oklahoma State staff.
- 1983-85.....Joins Ted Tollner's staff at USC.
- 1986-88.....Rejoins Johnson as defensive coordinator at University of Miami.
- January 1, 1988.....Hurricanes are undefeated (12-0) in winning the NCAA championship.
- 1989-92.....Dallas Cowboys defensive coordinator.
- January, 1992.....Named Assistant Head Coach / Defensive Coordinator by Jimmy Johnson.
- January 19, 1993.....Named 11th head coach in Bears history.
- January 31, 1993.....Leads defense to nine turnovers as Cowboys rout Bills, 52-17, in Super Bowl XXVII.
- Sept. 26, 1993.....Earns first win as head coach as Bears beat Tampa Bay 47-17 at Soldier Field.
- Jan. 1, 1995.....First playoff win, a 35-18 victory in Minnesota over division champion Vikings.
- 1997.....With 32 career victories, becomes third winningest coach in Bears history.

ASSISTANT COACHES



MATT CAVANAUGH Offensive Coordinator / Quarterbacks

After a 14-year NFL playing career and four years coaching at both the collegiate and professional level, Matt Cavanaugh was named the Bears offensive coordinator on January 21, 1997. Cavanaugh replaces Ron Turner, who departed after last season to become head coach at the University of Illinois.

Cavanaugh will lead an offense that set a franchise record with 551 pass attempts in 1995 and will feature a new quarterback in off-season acquisition Rick Mirer. Mirer joins veteran incumbent Erik Kramer, who has the highest single-season quarterback rating in Bears history.

Cavanaugh spent the 1996 season as quarterbacks coach of the San Francisco 49ers following two seasons in a similar role for the Arizona Cardinals. Cavanaugh began his coaching career in 1993 as tight ends coach at the University of Pittsburgh.

In 1996, the 49ers passing attack ranked eighth in the NFL despite losing two-time NFL MVP Steve Young for five games due to injury. Under Cavanaugh's guidance, Young finished last season as the NFL's highest rated quarterback. Cavanaugh was also instrumental in developing Young's backup, Elvis Grbac, into a productive starter. The 49ers were eliminated in the second round of the playoffs by Green Bay — a game in which Young played just two series because of a rib injury.

Cavanaugh was the New England Patriots' second-round selection in 1978 after graduating from Pitt, where he was a three-year starter. The first five of his 14 NFL seasons were spent with the Patriots before he was traded to San Francisco in 1983. Cavanaugh was a member of the 49ers Super Bowl XIX team as a back-up to Joe Montana. In 1986, Cavanaugh was traded to Philadelphia where he played four seasons. Cavanaugh earned a second Super Bowl ring when he concluded his career with the New York Giants (1990-91). In 112 career contests, Cavanaugh started 19 games, completing 305 of 579 passes (52.7%) for 4,332 yards, 28 TD's and 30 interceptions. He also rushed 60 times for 213 yards and three scores.

Born in Youngstown, Ohio on October 27, 1956, Cavanaugh attended the University of Pittsburgh. He was MVP in the Sugar Bowl victory which clinched the Panthers' 1976 national championship, and his 3,308 career passing yards rank sixth all-time on the Pitt passing list. Cavanaugh's career at Pitt coincided with Dave Wannstedt's stint as a player and assistant coach with the Panthers.

Cavanaugh earned a bachelor's degree in administration of justice from Pitt, and has studied towards an MBA. He and his wife, Nancy, have three children: Amy, Andrew, and Mollie.

BEARS CARE

In 1995, Bears President Michael McCaskey established "Bears Care", a charitable fund of the Robert R. McCormick Tribune Foundation which supports programs designed to positively impact people in the areas of education, youth and families, athletics, and health. It will also support cancer research at Rush-Presbyterian-St. Luke's Medical Center and Northwestern Memorial Hospital's program for the early detection and treatment of colon and prostate cancer. The second annual Bears Care Gala was held on May 16, 1997, and was as successful as the first gala in 1996. The black-tie event was entitled "Brian's Song — So That Others Might Live to Sing", in memory of former Bear Brian Piccolo, who died of cancer. The event raised more than \$315,000 and benefitted such charities as breast cancer research. A sell-out crowd of 550 people included several current and former Bears players. The auction featured cash prizes, as well as trips to a Bears road game on the team charter and the 1998 Super Bowl in San Diego. You can reach Bears Care at 847 / 729-0432.

ASSISTANT COACHES



BOB SLOWIK

Defensive Coordinator / Linebackers

Bob Slowik begins his fifth season as defensive coordinator and second season coaching the linebackers. Slowik coached the secondary in his first three seasons along with his duties as coordinator. Slowik came to the Bears from the Dallas Cowboys, where he was a defensive assistant in 1992 on a team that finished 16-3 and won Super Bowl XXVII.

The Bears have finished in the top five in rush defense in three of Slowik's four seasons. Last year, the Bears ranked 12th in total yards allowed, while holding seven of its last nine opponents to 17 points or less. Middle linebackers Bryan Cox and Barry Minter combined for 195 tackles. Minter and third-year pro Sean Harris enter '97 as potential starters at outside linebacker.

At Dallas, Slowik's primary responsibility was the nickel defense which proved to be the league's best in 1992, allowing teams an NFL-low 27.2% on third down conversion attempts. The Cowboys defense led the league in fewest yards allowed (249.5/game), rushing yards allowed (77.8/game), first downs (241), rushing first downs (68), third down conversions (50), and third down defense (27.2%), and was second in the league in average gain per play.

Prior to joining the Cowboys, Slowik coached outside linebackers at East Carolina from 1990-92, helping the Pirates to their highest national ranking (ninth) and best record (11-1) in school history in his final year. Following a Peach Bowl victory over NC State on Jan. 1, 1992, Slowik was named East Carolina's defensive coordinator; soon thereafter he joined the Cowboys.

Slowik was a two-year starting cornerback at the University of Delaware, where he helped the Fightin' Blue Hens to a 16-6 record his final two seasons. Delaware reached the quarterfinals of the NCAA Division I-AA playoffs his senior season. Slowik received both his undergraduate and master's degree in physical education from Delaware.

Slowik started his coaching career as a grad assistant for Delaware (1977). He next became a part-time defensive assistant at Florida (1979-82) where wife Carol was the Head Women's Track Coach. Slowik became the secondary coach at Drake in 1983 before joining the Rutgers staff in 1984 in the same capacity.

Slowik was born in Pittsburgh on May 16, 1954. He and his wife, Carol, have four children: Ryan, Andrea, Bobby, and Steven.

1997 OFF-SEASON TRANSACTIONS

DATE	TRANSACTION	COMING	GOING
12-23	Begins as U. of Illinois Head Coach		Ron Turner
12-27	Begins as U. of Illinois QBs Coach		Craig VerSteeg
1-20	Begins as New Orleans Saints Off. Coordinator		Danny Abramowicz
1-21	Named Offensive Coordinator	Matt Cavanaugh	
1-23	Named Special Teams coach	Keith Armstrong	
2-18	Acquired via trade	Rick Mirer (QB)	
2-18	Re-signed	Michael Hicks (RB)	
2-20	Re-signed	Carl Reeves (DE)	
2-24	Named Dir. Quality Control	Eric Stutesville	
3-3	Move to new facility	Halas Hall at Conway Park	
3-7	Re-signed	Todd Burger (G)	
3-7	Signed	Anthony Peterson (LB)	
1-28	Re-signed	Fabien Bowens (WR)	
2-7	Re-signed	Mill Coleman (WR) and Charles Randolph (TE)	
3-11	Re-signed	Erik Kramer (QB)	
3-14	Re-signed	Kerry Cash (TE)	
3-24	Re-signed	Dana Howard (LB)	
3-26	Signed	Tafa Jefferson (T)	
3-31	Signed offer sheet	Tom Carter (CB) (WASH declined to match, signed 4-5)	
3-31	Waived	Robert Green (RB)	
4-2	Re-signed	Kevin Miniefield (DB) and Ryan Wetnight (TE)	

ASSISTANT COACHES



TONY WISE Assistant Head Coach / Offensive Line

Tony Wise joined the Bears on February 4, 1993 as offensive line coach, and was promoted to Assistant Head Coach following the 1994 season. Prior to coming to Chicago, Wise coached the Dallas Cowboys' offensive line for four years (1989-92).

Only one team allowed fewer sacks per pass attempt than the Bears last season, who yielded just 23 sacks while attempting a franchise-record 551 passes. A durable unit featured four linemen who started all 16 games, with first-year starter Todd Burger and rookie Chris Villalria sharing the right guard spot.

Under Wise's direction, the offensive line allowed a league-low 15 sacks in 1995 and committed just two holding penalties. The offensive line had a streak of 16 games (1994-95) without a hold. After allowing 48 sacks in Wise's first season (1993), the unit has been impressive, yielding 25 sacks (1994) and 15 sacks (1995) the following two seasons. The running game has also ranked among the league's best during Wise's tenure.

In his final season in Dallas, Wise's unit produced two Pro Bowl players in guard Nate Newton and center Mark Stepnoski. None of the Cowboys' starters on the 1992 offensive line was higher than a third-round pick, but the Cowboys led the NFL in rushing and were second in fewest sacks allowed. Wise joined the Cowboys in 1989, and he immediately endured a 1-15 season. There was a bright side as his line allowed just 30 sacks, tying the Cowboys franchise record (set in the 14-game season of 1974).

Wise coached with Jimmy Johnson for four seasons at the University of Miami, where the Hurricanes had their two best offensive seasons ever in 1985 (461.5 yards per game) and 1988 (452.5). In the 1988 Orange Bowl, the Hurricanes started three linemen at new positions but still beat Oklahoma, 20-14.

Wise began his career at Albany State in 1973 coaching outside linebackers. He served one-year stints at Bridgeport, Central Connecticut State, and Washington State before joining the Pittsburgh staff in 1977, where he first coached with Dave Wannstedt. Two seasons later he moved to Oklahoma State, where he stayed for five years and his line blocked for national rushing leader Ernest Anderson in 1981. He spent the 1984 season at Syracuse.

Anthony Charles Wise was born in Albany, NY on December 28, 1951, and graduated from Shaker High in Latham, NY. He lettered in football, lacrosse, and hockey at Ithaca College.

DATE	TRANSACTION	COMING	GOING
4-4	Re-signed	Keith Jennings (TE)	
4-10	Signed	Ricky Proehl (WR)	
4-10	Waived		Michael Timpson (WR)
4-11	Signed	Tyrone Hughes (KR/DB)	
4-11	Re-signed (extension)	Andy Heck (T)	
4-16	Piccolo Award winners announced	Chris Zorich (veteran) and Bobby Engram (rookie)	
4-28	Submitted resignation		Rod Graves
4-29	Waived		Kerry Cash (TE)
4-29	Re-signed	Mark Butterfield (QB)	
4-30	Re-signed (extension)	James "Big Cat" Williams (T)	
4-30	Signed	Mark Thomas (DL)	
5-8	Named VP Player Personnel	Mark Hatley	
5-16	Named Director of College Scouting	Bill Rees	
3-15	Signed with Colts		Al Fontenot (DE)
3-25	Signed with Oilers		Dave Krieg (QB)
4-25	Signed with Steelers		Donnell Woolford (CB)
5-23	Signed with Seahawks		Joe Cain (LB)
5-29	Signed with Saints		Jerry Fontenot (C)
6-1	Waived		Mark Carrier (FS)
6-1	Signed	Mark Kacmarynski (RB)	
6-1	Re-signed	Tony Carter (RB) and Jim Flanigan (DT)	
6-10	Qualifying offer withdrawn		Bobby Neely (TE)
6-10	Re-signed	Raymont Harris (RB)	
6-10	Named Director of Pro Personnel	Rick Spielman	

ASSISTANT COACHES



IVAN FEARS Wide Receivers

Ivan Fears begins his fifth season as Bears receivers coach after spending the prior two years in the same capacity with the New England Patriots. Fears begins his second season signalling offensive plays from the sideline to the Bears quarterback.

Fears' receiving corps continued to set records in 1996. Curtis Conway became the first-ever Chicago Bear with consecutive 1,000-yard receiving seasons after his 81 catches produced 1,049 yards. Conway will be joined by '96 rookie Bobby Engram, who improved throughout the season, catching five of his six TDS in the final five games. Fears' group also features former Cardinal/Seahawk Ricky Proehl.

In 1995 Conway and Jeff Graham became the first-ever Bears receiving tandem with 1,000 yards each. (The Bears' last 1,000-yard receiver was Dick Gordon in 1970). Graham broke Johnny Morris' club record of 1,200 yards (1964). Conway's 12 TDs were one shy of the team mark, and seven straight games with a TD tied a 48-year team record.

Before joining the pro ranks, Fears spent 11 seasons as receivers coach at Syracuse (1980-1990) under ex-Patriots coach Dick McPherson. Eight of the Orangemen's top 10 single season reception and yardage leaders were coached by Fears, including current all-pro Rob Moore and former pros Scott Schwedes and Tommy Kane. Two of Fears' coaching mates at Syracuse were current Bears' assistants Tony Wise and Clarence Brooks.

A three-year letterman at William and Mary (1973-75), Fears' career as a running back was cut short by three knee operations. He began his coaching career as a graduate assistant for his alma mater in 1976, coached the wide receivers in 1977, and handled the quarterbacks for two years (1978-79) before joining the Orangemen.

Fears is a native of Suffolk, Virginia. He starred at John Yates High, was twice named the school's Outstanding Player of the Year, and was all-state as a senior. Born November 15, 1954 in Portsmouth, VA, Ivan and his wife Beverly have two sons (Joshua and Aaron) and one daughter (Kimberly).



WILLIE PEETE Running Backs

Running Backs Coach Willie Peete begins his third season with the Bears and 15th in the NFL. Peete has spent the last ten years in the NFC Central division with Chicago, Green Bay (1987-91), and Tampa Bay (1993-94) after entering the NFL in 1983 on John Mackovic's Kansas City Chiefs' staff.

In 1996, for the first time in club history, three different running backs posted 100-yard rushing games as Raymont Harris, Robert Green and Rashaan Salaam each eclipsed the century mark. Tony Carter continued to solidify the fullback spot. Due to injuries, the planned Harris-Salaam tandem didn't materialize until Week 16 - nearly 2,000 offensive snaps after Salaam was drafted two years ago.

In 1995, Peete lost Harris on the second play of the season, but developed Carter (one play in 1994) into a solid replacement as both a blocker and receiver (3rd on club with 40 catches). Salaam rushed for 1,074 yards, the most ever by a Bears rookie, and erased Walter Payton's rookie record of 196 rushing attempts by carrying 296 times.

Peete's coaching career began in 1960 at his alma mater, the University of Arizona, where he served three years as a grad assistant. He was a standout fullback for the Wildcats (1956-59), and played for former Bears assistant coach Jim LaRue. He graduated with a degree in physical education and a master's in secondary education. Peete coached Mesa (AZ) High to the State AA football title in 1962, and then coached football and basketball for eight years at Westwood High in Mesa, which included a state football title in 1963. He returned to Arizona in 1971 and coached running backs for 12 years. Peete was inducted into the Mesa Sports Hall of Fame in 1994. His son, Rodney, later played at USC where Dave Wannstedt and former Bears offensive coordinator Ron Turner were assistants.

Born July 14, 1937, in Mesa, Arizona, Peete and his wife, Edna, have two sons who have excelled in football: Willie Skip is an assistant coach at UCLA, while Rodney plays for the Philadelphia Eagles.

ASSISTANT COACHES



TED PLUMB Tight Ends

Ted Plumb returned to the Bears last year for his second Chicago stint after spending the previous 10 seasons with the Philadelphia Eagles and Arizona Cardinals. Plumb was hired on February 13, 1996 to replace Mike Shula as tight ends coach. Plumb coached the Bears receivers from 1980-85; his final game was the Bears Super Bowl XX win over New England.

Plumb used five different starters at tight end in 1996 as injuries sidelined Chris Gedney (season), Keith Jennings (10 games), Ryan Wetnight (5 games) and Bobby Neely (2 games), leaving Kerry Cash as the starter in weeks 15 and 16. Second round draft choice John Allred of USC is added to the mix this season.

Plumb left the Bears in February, 1986 to join the Philadelphia Eagles as Assistant Head Coach / Offense where he served for four seasons. Plumb helped develop Eagles' QB Randall Cunningham as Philadelphia made two playoff appearances. He moved to Phoenix in 1990 and coached receivers (1990-92), tight ends/H-backs (1993), and receivers/tight ends (1994-95) before rejoining the Bears.

Plumb was a standout wide receiver at Baylor and played one season with the Buffalo Bills (1962). His coaching career began the next year, starting in the prep ranks at Texas' Raymond High (1963-64) and Lubbock High (1965) before moving to California's Cerritos Junior College for two seasons. Plumb then jumped to the college game, coaching receivers and tight ends at TCU for three seasons (1968-70). Plumb spent one season coaching receivers at Tulsa (1971) and two years in the same post at Kansas (1972-73) before his first pro job as receivers coach for the New York Giants (1974). He tutored Falcons QBs and receivers for three years (1977-79), which preceded his first stop in Chicago.

Born August, 20, 1940 in Reno, Nevada, Plumb and his wife, Marianna, have three children - Loyal, John, and Molly - and four grandchildren.



CLARENCE BROOKS Defensive Line

Clarence Brooks enters his fifth season as the Bears defensive line coach after spending the previous 16 years as an assistant at the collegiate level.

Brooks has been instrumental in developing a young group of linemen. In 1996, Alonzo Spellman led the front with eight sacks and 78 tackles. Spellman set a club record for sacks in consecutive games (7) in the last four games of '94 and first three of '95. Jim Flanigan has contributed 16 sacks in the last two years after seeing limited action as a rookie in '94. Chris Zorich led the line in tackles for three straight years (1993-95) before missing last season with a knee injury, while Carl Simpson turned in his best pro season in 1996 as a full-time starter. John Thierry, Paul Grasmanis, and Marcus Keyes are young talent that round out Brooks' group.

Before joining the Bears, Brooks spent three seasons in the same capacity at the University of Arizona. In 1992, the 'Cats allowed opponents just 1.9 yards per rush and recorded 40 sacks.

Prior to joining the Arizona staff, Brooks coached at Syracuse from 1981-89. He spent the first six years in charge of outside linebackers, and the final three with the defensive line. Brooks worked under Dave Wannstedt in 1989 when he was the Cowboys minority fellowship coach during training camp.

A native of New Bedford, Mass., Brooks earned several honors as an offensive guard at the University of Massachusetts. He was the team captain in his senior season, leading the team to a victory in the Boardwalk Bowl. After graduating from Massachusetts in 1973 with a bachelor's degree in sociology, Brooks was a coach and teacher in the New Bedford school system. He got into coaching full time when Dick McPherson hired Brooks in 1976 as the defensive ends coach at UMass.

Born in New York on May 20, 1951, Clarence L. Brooks and his wife, Justa Gomes, have one son (Jason) and one daughter (Adrienne).

ASSISTANT COACHES



GREG SCHIANO Defensive Assistant

Greg Schiano enters his second season on the Bears coaching staff after spending seven years as a major college assistant. Schiano joined the Bears on February 26, 1996 as a defensive assistant after a six-year stint as defensive backfield coach at Penn State.

Schiano's primary responsibility with the Bears is coordinating the nickel package, a job held by Carlos Mainord prior to Schiano's arrival last season. In 1996, the Bears pass defense made a significant improvement, climbing from 27th to 11th in fewest yards allowed. As a unit, the defense improved 35 yards per game last season, finishing 12th in the NFL.

The Nittany Lions had 58 wins in Schiano's six years at PSU and made a bowl appearance each season. The 1994 squad went 12-0 in just its second season in the Big Ten, and went on to beat Oregon in the Rose Bowl. Prior to joining the Nittany Lions staff, Schiano served as a graduate assistant for one year at Rutgers after beginning his coaching career at New Jersey's Ramapo High School, his alma mater. At Rutgers, Schiano worked with Bears defensive coordinator Bob Slowik.

Schiano was a three-year letterman at linebacker for Bucknell and was named to The Sporting News 1987 all-America pre-season team as a senior. He was also team captain in his final season and earned an award for "best exemplifying the winning spirit of the University's athletic program". As a junior he topped the team with 114 tackles and was named all-conference.

Born June 1, 1966, Schiano is a native of Wyckoff, New Jersey. He and his wife, Christy, have one son, Joseph.



CARLOS MAINORD Defensive Backs

Carlos Mainord begins his fifth season on the Bears staff and his second as defensive backfield coach. Mainord's first three years were spent as a defensive assistant coach with the primary responsibility of coordinating the nickel package.

The Bears pass defense ranked 11th in fewest yards allowed, while the defense as a unit improved 35 yards per game to rank 12th in the NFL. Safety Marty Carter led the team in tackles with 180 stops, while rookie Walt Harris broke up 18 passes (second on team) and finished third with 113 tackles. Free agent CB Tom Carter was signed from the Washington Redskins in the off-season.

The Bears finished among the league's best pass defenses in Mainord's first two seasons, ranking fifth against the pass in 1994 after finishing third in 1993. On third downs, opponents converted 37.2% in 1994 and 37.4% in 1993 — both in the NFL's top 10.

Mainord spent six years as assistant head coach and defensive coordinator at Texas Tech before joining the Bears staff. He had three different stints with the Red Raiders, totaling 10 years at the school. In 1986, Mainord worked as the secondary coach for the national champion Miami Hurricanes with Dave Wannstedt after spending the three previous seasons in the same capacity at Texas Tech.

An all-district linebacker at Greenville (TX) High School, Mainord starred at Navarro Junior College before garnering all-America honors at McMurry College in 1965. Upon graduation he coached the linebackers at McMurry for two years before making his first appearance at Texas Tech as linebackers coach (1968). The following season he took the defensive coordinator position at Ranger Junior College, rising to the head job in 1972. He capped his six seasons with 7-2-1 and 9-1 marks, including a Top 10 ranking, before taking a position as assistant head coach and defensive coordinator with Rice in 1978. He returned to Texas Tech in 1983 as the Red Raiders led the NCAA in pass defense; they finished second in 1984.

Born in Greenville, TX on August 26, 1944, Mainord is married (Judy) and has four sons: (Matt, Mark, Tommy, and Cody) and one daughter (Cari).

ASSISTANT COACHES



KEITH ARMSTRONG Special Teams

Keith Armstrong is the most recent addition to Dave Wannstedt's coaching staff, joining the Bears on January 23, 1997 as special teams coach. A 10-year coaching veteran, Armstrong spent the last three seasons with the Atlanta Falcons.

Armstrong spent his first season in Atlanta as a defensive assistant and helped Frank Gansz coach special teams. In 1996, he coached the secondary.

In Chicago, Armstrong will work with two of the league's top kickers, Todd Sauerbrun and Jeff Jaeger, while punt and kickoff return specialist Tyrone Hughes was added in the off-season.

Armstrong broke into the coaching profession in 1986 as a graduate assistant at his alma mater, Temple. He first met and coached with Wannstedt the following season on Jimmy Johnson's staff at the University of Miami, where he worked with the defensive backs and assisted with special teams. In 1989, Armstrong joined the Akron staff as the wide receivers coach before taking a position at Oklahoma State where he served three seasons coaching the secondary.

He moved to Notre Dame in 1993 where he coached linebackers and special teams. That summer, Armstrong spent six weeks on the Bears staff as part of the NFL's minority internship program, again working with linebackers and special teams.

Armstrong was a four-year letterman at Temple and was voted captain during his senior season. He started at running back as a freshman before switching to defensive back for his final three seasons.

Born December 15, 1963, Armstrong is a native of Philadelphia, PA, and attended Bishop Egan High School. He and his wife Kathleen have one daughter, Kaitlin.

1996 SPECIAL TEAMS TACKLES

	<u>Tackles</u>	<u>Solo</u>	<u>Other</u>		<u>Tackles</u>	<u>Solo</u>	<u>Other</u>
Mangum	22	12	TT	Jo. Jackson	3	2	
Dulaney	21	12	TT, FF (TB)	Sauerbrun	3	3	
Lowery	18	9	FR (StL)	W. Harris	2	1	FGB (at Min)
Marshall	17	9	TT, FF (at Min)	Green	2	2	
Forbes	16	10	TT	Martin	1	1	
Minter	15	9		Tony Carter	1		
S. Harris	15	9	0.5 FF (StL)	Carrier	1		
Briggs	14	6					
Davis	10	3					
Burton	6	3	0.5 FF (StL)				
Miniefield	5	4	BP (at Min)				
Ja. Jackson	4	1					
Smith	4	3	TT				
Abraham	4	4					

KEY: TT = Tackles In-the-20
FF = Forced Fumble
FR = Fumble Recovery
BP = Blocked Punt
FGB = Field Goal Block

FOOTBALL STAFF



RUSS RIEDERER Physical Development Coordinator

Russ Riederer enters his sixth season in charge of the Bears year-round strength and conditioning programs. He joined the club on January 3, 1991 after serving one year as Strength and Conditioning coach for the Green Bay Packers. Riederer spent the previous four years (1987-90) as strength coach at Purdue University.

Riederer earned a degree in physical education at Kansas State in 1980, where he played linebacker. He began his coaching career at Kansas State as linebacker coach and assistant strength coach following his graduation. He served as Wildcats Head Strength Coach from 1980-86.

Born August 5, 1957 in Holton, Kansas, Riederer and his wife, Mary Anne, have two daughters (Morgan and Anne) and two sons (Rob and Jake).



STEVE LITTLE Asst. Physical Development Coordinator

Steve Little joined the Bears staff on February 26, 1996 after spending the previous two seasons as head strength coach at Northern Illinois University. Little has also served as head strength coach at Bradley (1987), Temple (1990) and Purdue (1991-92), and was previously in the NFL as an assistant strength coach for the San Francisco 49ers (1993). Little also served as an assistant under Russ Riederer at Purdue in 1988-89.

A four-year letterman as a defensive tackle at Iowa State, Little spent parts of three seasons playing for the Steelers, Lions and Falcons.

A native of Peoria, Little was born October 27, 1961. He and his wife, Carla, have two daughters (Kristin and Kelsey).



ERIC STUDEVILLE Research & Quality Control / Defensive Asst.

Eric Studeville joined the Bears staff during the off-season and will handle research and quality control. Prior to joining the Bears, Studeville spent two seasons coaching the secondary at Kent State University.

Studeville previously coached defensive backs at Wingate University in North Carolina (1994), and also served on the staffs at both North Carolina (1992-93) and Arizona (1991).

A native of Madison, Wisconsin, Studeville earned a degree in physical education with a minor in coaching at the University of Wisconsin-Whitewater, where he starred as a defensive back. He received a masters in exercise physiology from Arizona. Studeville worked at the Bears training camp in Platteville last season as part of the NFL's minority fellowship program.



TIM BREAM
Head Athletic Trainer



TONY MEDLIN
Head Equipment Manager



DEAN POPE
Director of Video Services

VETERANS





TODD BURGER

63

Guard

6-3 303

March 20, 1970

Penn State

Bear Season: 5 NFL Season: 5

Acquired as undrafted free agent in 1993

PRO CAREER: Became starter at right guard in 1996 after two years of back-up duty...Defensive lineman at Penn State who converted to offensive line with Bears.

1996 SEASON — Won starting right guard spot in training camp...Started first four games before injuring his right knee at Det (9/22); Finished game, but missed Week 5 (Oak) and came off the bench vs GB (10/6)...Returned to starting lineup at NO (10/13), but fell in third quarter with a groin injury forcing him to miss the next four weeks (at Min, TB, at Den, at KC)...Returned to action off the bench vs Det (11/24)...Started in three of last four games, coming off the sideline vs StL (12/8). **Games played-started:** 11-8.

PREVIOUS SEASONS: **1995** — Won back-up guard position in training camp...Played left guard in second half for injured Todd Perry at TB (9/17)...Started and played entire game following week at StL (9/24)...Played right guard for three-plus quarters at GB (11/12) for ailing Leeuwenburg...Played in every game on special teams: kickoff return and field goal protection. **1994** — Member of 53-player roster, but was "inactive" or "did not play" in first 12 games...Saw special teams action on field goal unit in final four games...Inactive for playoff game at Min (1/1/95)...Played on special teams at SF (1/7/95). **1993** — Spent first 13 games on practice squad before moving to active roster...Signed to 53-player roster (12/12), but was inactive all three games...Waived in final cutdown (8/30), but added to practice squad following day...Signed as undrafted free agent (4/29).

COLLEGIATE, PERSONAL: Three-year letterman as offensive and defensive lineman...Top game as senior came in start at Notre Dame with four tackles and one sack...Three stops in Blockbuster Bowl...Started nine of 12 contests as offensive tackle during junior campaign...Led all offensive linemen with 716 plays including 85 at USC...Started first five games as defensive tackle in sophomore season, finishing with 19 stops, three tackles-for-loss, one sack, and one pass defended...Four tackles and two sacks in Holiday Bowl as freshman...Worked on scout team as true freshman in '88...League Defensive Player of the Year in senior season at A.L. Johnson Regional High in Clark, NJ...Married (Denise).

BURGER'S Pro Stats

Games-Starts: 31-9 — 1994 (4-0), 1995 (16-1), 1996 (11-8).

Playoffs: 1-0 — 1994 (1-0)

INTERNET

The Bears address on the internet is: <http://bears.nfl.com>

The NFL internet / NFL home page address is: www.nfl.com

You can e-mail the Chicago Bears Public Relations Department at PhilHand13@aol.com



JAMES BURTON

35

Cornerback

5-9 184

April 27, 1971

Fresno State

Bear Season: 4 NFL Season: 4

Acquired by Bears through waivers in 1994

PRO CAREER: Three of career six starts came in 1996...Used mostly in nickel situations...Spent final five games of 1995 on IR with shoulder injury.

1996 SEASON — Played in all 16 games for first time in career...Finished with 31 tackles, five passes defended and an interception playing primarily as a nickel back...Credited with six stops and helped force a fumble on special teams...Grabbed first career interception (11 yards) along with three tackles and two passes defended vs Oak (9/29)...Started consecutive games for injured W.Harris vs GB (10/6) and at NO (10/13). Combined for 11 tackles and a pass break-up in the two outings...Recorded career-high 10 stops, six solo, in third start vs Det (11/24). **Games played-started:** 16-3

PREVIOUS SEASONS: 1995 — Played in nickel situations first half of season...Replaced injured Woolford vs. Pit (11/5) and recorded four stops...Started following week at GB (11/12) and made six stops, five solo...Injured shoulder next week vs. Det (11/19) after nine tackles, seven solo, and subsequently placed on Injured Reserve (11/22)...Recorded four tackles on special teams including a forced fumble at StL (9/24). **1994** — Claimed by Bears (8/31) on waivers after being cut by Chiefs in final cutdown...Inactive first three games before playing on special teams in four contests...Played entire second half for injured Lincoln at TB (11/6) recording five tackles and one pass defended...Started next week at Mia (11/13) and had eight stops, three solo...Played on special teams final six games and both playoff contests...Drafted in fifth round by Kansas City in a pick from Minnesota in exchange for Barry Word (151st overall).

COLLEGIATE, PERSONAL: Played three seasons at Fresno State after spending one year at Hawaii...Finished with 119 tackles, 11 interceptions, two forced fumbles as three-year starting corner...First-team all-WAC by Football News as a senior...Did not allow an opponent to catch a pass in six contests...Four interceptions including a 58-yard TD in win over Air Force...Registered 49 tackles as second-team all-conference corner as junior...One of four interceptions came in Freedom Bowl win over USC...Started seven games as sophomore finishing with three interceptions and 27 stops...Seven tackles and 26-yard TD in 94-17 win over New Mexico...Sat out 1990 to transfer from Hawaii...Made 10 tackles and recovered fumble as reserve defensive back in freshman season at Hawaii...All-city and all-conference at Long Beach's Poly High (same school as Mark Carrier)...Starred in track...Majored in criminology at Fresno State...Married (Trinette)...Daughter (Jasmine).

BURTON's Pro Stats

	Int-Yds	Tkls-Solo	Force Fum	Fum Rec	Pass Def	Sack-Yds	G-GS
1994	0	13-6	0	0	1	0	13-1
1995	0	22-18	0	0	0	0	11-2
1996	1-11	31-24	0	0	5	0	16-3
Career	1-11	66-48	0	0	6	0	40-6
Playoffs	0	0	0	0	0	0	0-0

BURTON's Single Game Highs

Tackles: 10 vs. Detroit (11/24/96)

Solo: 7 vs. Detroit (11/19/95)

MARK BUTTERFIELD

10

Quarterback

6-4 215

July 14, 1973

Stanford

Bear Season: 2 NFL Season: 2

Acquired from Arizona's practice squad in 1996

PRO CAREER: Bears designated third quarterback for final 11 games...Signed from Cardinals practice squad (10/1).

1996 SEASON: Signed by Bears (10/1) after injury to Kramer...Served as third quarterback in Chicago...Member of Arizona's practice squad for first five weeks of season...Waived in Cards final cutdown (8/20) and signed to practice squad (8/28)...Signed as undrafted free agent by Arizona.

COLLEGIATE, PERSONAL: Led Stanford offense connecting on 194 of 333 passes (58.3 percent) for 2,533 yards, 19 touchdowns and only nine interceptions as a senior...Earned second team all-PAC-10 after final season as a Cardinal...Served as current Bears QB Steve Stenstrom's back-up at Stanford for three years before stepping into starting role as a senior...Recruited by former Bears offensive coordinator Ron Turner to Stanford out of Anitoch (CA) High...Prep all-America pick in football...Starred in football, baseball and basketball in high school...Political Science major at Stanford...Single.

No Pro Stats

FUTURE SUPER BOWLS


<i>Super Bowl XXXII</i>	<i>January 25, 1998</i>	<i>Jack Murphy Stadium</i>	<i>San Diego, CA</i>
<i>Super Bowl XXXIII</i>	<i>January 31, 1999</i>	<i>Pro Player Stadium</i>	<i>Miami, FL</i>
<i>Super Bowl XXXIV</i>	<i>January 30, 2000</i>	<i>Georgia Dome</i>	<i>Atlanta, GA</i>
<i>Super Bowl XXXV</i>	<i>January 28, 2001</i>	<i>new stadium</i>	<i>Tampa, FL</i>

• San Diego's Jack Murphy Stadium has been the site of one previous Super Bowl: SB XXII (January 31, 1988, Washington over Denver, 42-10).

• Miami has hosted the Super Bowl seven times (currently tied with New Orleans for most): Super Bowls II, III, V, X, and XIII at the Orange Bowl, and Super Bowls XXIII and XXIX at Joe Robbie Stadium, now called Pro Player Stadium.

• Super Bowl XXVIII was played at Atlanta's GeorgiaDome on January 30, 1994. Dallas beat Buffalo 30-13; it was the Cowboys' second consecutive title, and the Bills' fourth straight Super Bowl defeat.

• Tampa has twice been Super Bowl host: The Los Angeles Raiders beat Washington 38-9 in Super Bowl XVIII on January 22, 1984, (the AFC's last triumph). On January 27, 1991, the New York Giants edged Buffalo in the Bills' first Super Bowl, 20-19. Both games were played at Tampa Stadium (now Houlihan's Stadium).



MARTY CARTER

23

Strong Safety

6-1 212

December 17, 1969

Middle Tennessee St.

Bear Season: 3 NFL Season: 7

Acquired as unrestricted free agent in 1995

PRO CAREER: Led Bears in tackles in 1995 and 1996...Obtained by the Bears 3/3/95 as unrestricted free agent from Tampa Bay...Has played both strong and free safety...Averaged 101 tackles in five years with Tampa Bay...Missed first two games of 1991 rookie season (ankle) and has played in every game since.

1996 SEASON — Broke his own club mark for most tackles by a safety with a team-high 180 stops...Teams top tackler in 10 of 16 games with 12 double digit performances...Finished second on team with three interceptions (34 yards) and third with 14 pass break-ups...Led team with 16 tackles and an interception in Season Opener vs Dal (9/2) on Monday Night Football...Topped team with 13 stops at Wash (9/8)...Led team with 12 tackles at Det (9/22)...Intercepted second pass of season vs GB (10/6) along with three tackles...Led team in three straight games (at NO, 10/13; at Min, 10/28; vs TB, 11/3) with 11, 15 and 13 tackle performances respectively...Set career-high with 17 stops and an interception (six yards) vs Det (11/24)...Led team with back-to-back 11 stop games at GB (12/1) and vs StL (12/8)...Finished season with team high 14 tackles at TB (12/22). **Games played-started:** 16-16

PREVIOUS SEASONS: 1995 — Established Bears record for most tackles by a safety with a team-leading 158 stops...Nine double-digit tackle games...Led team with 11 stops, nine solo, vs. GB (9/11)...Game ball for 15-yard interception and nine tackles at TB (9/17)...Tied career-best with 13 stops at StL (9/24)...Led team with 12 tackles and eight solos vs. Car (10/8)...Deflected game-winning field goal attempt at Jax (10/15)...Forced two fumbles along with 11 tackles vs. Hou (10/22)...Suffered first-half concussion vs. Pit (11/5) and did not return...Had 12 tackles at NYG (11/26)...Second interception of season and eight tackles in finale vs. Phil (12/24). **1994** — Led Tampa DBs and was second on club with 93 tackles (74 solo)...Established career-high with 13 stops vs. Bears (11/6)...Missed just one defensive play at GB (9/25) and finished with 12 tackles...Bucs Player of the Game at SF (10/23) with nine solos and forced fumble. Also caught 21-yard pass from Stryzinski on fake punt. **1993** — Started 14 of 16 games (13 at SS, one at FS)...Logged most plays (95.6%) of any Buc defender...Set club DB record with 130 tackles...Registered 11 stops, FF, FR, and PD vs. KC (9/5)...Season-high 12 stops vs. GB (10/24)...Interception to set up a score vs. Min (11/21)...Preserved win over Bears (12/12) with fourth quarter fourth-and-one stop of Worley. **1992** — Started all 16 games at SS and led Tampa with 118 tackles...Led club with four forced fumbles and tied with three interceptions...First two-interception game vs. Ind (10/4)...Interception and forced fumble at NO (11/1)...10 solos, 11-yard sack, tackle-for-loss, QB pressure, and two forced fumbles at SF (12/19). **1991** — Training camp ankle injury forced him from first two games...Played in remaining 14, starting 11 at free safety...Second among Buc DBs with 62 stops...Five tackles and interception vs. Phil (10/6) in first pro start...Had 12 stops at Chi (12/14)...Drafted by Tampa in eighth round (207th overall).

COLLEGIATE, PERSONAL: Starting free safety for Middle Tennessee as junior and senior...Had 192 tackles, seven interceptions, and five blocked punts in his career with the Blue Raiders (1988-90)...Voted Ohio Valley Conference Defensive Player of the Year as senior with 91 tackles, four interceptions, and three blocked punts...Second on club with 93 stops in junior season...OVC Defensive Player of the Week vs. Tennessee Tech with key blocked punt...Three-year starter at Georgia's LaGrange High...Tied state record with five interceptions in a playoff game...State wrestling champion as senior after finishing second in junior season...Lettered in track...Single.

M. CARTER'S Pro Stats


	Int-Yds	Tkls-Solo	Force Fum	Fum Rec	Pass Def	Sack-Yds	G-GS
1991 Tampa Bay	1-5	62-41	1	0	3	0	14-11
1992 Tampa Bay	3-1	118-78	4	0	7	2-16	16-16
1993 Tampa Bay	1-0	130-94	1	2	9	0	16-14
1994 Tampa Bay	0	93-74	1	0	3	1-9	16-14
1995 Bears 2-20	158-97	2	1	10	0	16-16	
1996 Bears	3-34	180-102	1	0	14	0	16-16
Career	10-60	741-486	10	3	46	3-25	94-87

Also: 1 reception for 21 yards and 1 KOR for 0 yards in 1994.

M. CARTER'S Single Game Highs

Tackles: 17 vs. Der (11/24/96) Interceptions: 2 vs. Ind (10/4/92)
 Solo: 12 at Min (10/28/96) Passes Defended: 4 vs. Ind (10/4/92)
 Forced Fumbles: 2 at SF (12/19/92)

TOM CARTER



25

Cornerback

6-0 187

September 5, 1972

Notre Dame

Bear Season: 1 NFL Season: 5

Acquired as restricted free agent in 1997

PRO CAREER: Signed by Bears as restricted free agent (3/31/97) from Washington...As their transition player, Redskins had right to match offer which they declined (4/5)...Led Washington in interceptions (9) and pass break-ups (42) from 1995-96.

1996 SEASON: Led team for second consecutive year in interceptions (5) and pass break-ups (27)...Started all 16 games for third straight season...Finished with 61 tackles, 50 solo stops...Grabbed two interceptions, four pass break-ups and five tackles at NYG (9/15)...Sealed victory at St.L (9/22) with third interception of season, adding five tackles...Season-high nine tackles, two pass break-ups and an interception vs NYJ (9/29)...Recorded fifth interception of season at Ariz (12/15).

CAREER: 1995 — Started all 16 games at corner finishing with a career-high 79 tackles...Led Washington with four interceptions and 15 pass break-ups...Returned interception in Season Opener 31-yards vs Ariz (9/3)...Recorded five tackles before pulling hamstring in fourth quarter vs Oak (9/10)...Sealed victory vs Dal (10/1) with second interception of season...Season-high nine tackles vs Det (10/22)...Recorded third interception vs Sea (11/19)...Final interception of season came at St.L (12/17). **1994** — Tied for second on club in interceptions (3) and pass break-ups (16)...Recorded 45 tackles from the corner...Opened season with six tackles and one pass break-up vs Sea (9/4)...Recorded first interception of season at NO (9/11)...Grabbed second interception vs Dal (10/2)...Season-high seven tackles at Phil (10/9)...Returned interception 40-yards vs Ariz (10/16). **1993** — Led all NFL rookies with a team-high six interceptions...Recorded 38 tackles and four pass break-ups...First career interception vs Pho (9/12)...Recorded an interception in the first

quarter of his first career start at Mia (10/4) on Monday Night Football...Recorded back-to-back interceptions at Pho (10/17) and at Buf (11/1)...Final interception of season came at NYG (11/14)...Named transition player following season...Originally drafted in first round (17th overall).

COLLEGIATE, PERSONAL: Left Notre Dame after junior year...Second-team all-America as a junior...Career-high 40 tackles and five interceptions...Started every game as a sophomore at right corner, playing more minutes than any member of team...Led Irish with five interceptions...Returned interception 79-yards for a touchdown against Tennessee, the 10th longest return in school history...Played in every game but season opener against Michigan as a true freshman...Broke into starting line-up just three games into season...Started six games at free safety, recording 19 tackles...Also was a track star at Notre Dame, winning the Midwestern Collegiate Conference 55-meter indoor sprint championship as a junior...Rated as one of the top 100 incoming freshman out of Lakewood High School in St. Petersburg, FL...First-team all-state as a defensive back and first-team all-city and conference at quarterback after senior year...Earned three letters in football as a quarterback, defensive back and wide receiver...Earned three letters in basketball, two in track and one in baseball...Selected all-county in basketball and all-league in track...Finished finance degree at Notre Dame during 1996 off-season...Married (Renee)...Son (Alexander) and daughter (Madison).

Tom Carter's Pro Stats

	Int-Yds	Lg	TD	Tkls-Solo	FF	FR	PD	Sack-Yds	G-GS
1993 Wash	6-54	29	0	38-31	0	0	4	0	14-11
1994 Wash	3-58	40	0	45-36	0	0	14	0	16-16
1995 Wash	4-116	51t	1	79-63	0	0	15	0	16-16
1996 Wash	5-24	24	0	61-51	0	0	27	0	16-16
Career	18-252	51t	1	223-181	0	0	60	0	62-59

A CHICAGO BEARS FAN CLUB



It's a new season and there are new reasons to join the Chicago Bears Fan Club. Members will receive official Fan Club merchandise and the opportunity to participate in special Fan Club activities throughout the year.

During the football season, the Fan Club will host the "Fox Tailgate Parties" at every home game with a full buffet, live entertainment, and appearances by former players. On Mondays, fans can enjoy the "Budweiser Official Monday Night" program which will be held at 16 different locations in Chicagoland with current Bears players.

Road trips are planned to Dallas, Miami, and Tampa. Packages are available for airline, hotel, game tickets, and tailgate parties. All road trips will include a former Bears player as our special guest.

Off-season, the Fan Club will organize a "Vacation in Bear-A-Dise" with 30+ current and former Bears players in Florida. And coming in March, 1998: the first Bears Fan Club Convention, at the Chicago Hilton & Towers.

To learn more about the the Fan Club and all their activities, call 800-790-BEAR.



TONY CARTER

30

Fullback

5-11 236

August 23, 1972

Minnesota

Bear Season: 3 NFL Season: 3

Acquired as undrafted free agent in 1994

PRO CAREER: Bears top receiver out of backfield with 41 catches (233 yards) in 1996...Started 23 of 32 games over last two seasons at fullback...Only '94 undrafted free agent to make Opening Day roster.

1996 SEASON — Stepped into starting spot for the second straight season...Finished third on team and set career-high with 41 receptions for 233 yards...Caught three or more passes in eight games...Rushed 11 times for 43 yards, both career bests...Lead blocker for all five of the Bears 100-yard rushing efforts...Injured hamstring in first quarter vs Min (9/15)...Grabbed season-high five passes for 32 yards vs Oak (9/29)...Rushed six times for 37 yards and a long of 23 yards at NO (10/13), all career highs...Caught four passes for 45 yards with a career-long of 29 yards at KC (11/17)...Set career-high with 49 receiving yards on four catches vs StL (12/8). **Games played-started:** 16-11

PREVIOUS SEASONS: **1995** — Pressed into starting role when Raymont Harris was injured on the second offensive play of the season...Used primarily as a blocking back...Finished third on team with 40 receptions (behind Graham and Conway)...First pro start in Week 2 MNF game vs. GB (9/11)...Four receptions for 35 yards and one eight-yard KOR vs. Car (10/8)...Season-high three rushes for 13 yards at Jax (10/15)...Lone pro TD came on 12-yard catch vs. Pit (11/5)...Led team with seven receptions at Cin (12/10)...Did not start at GB (11/12) or at Det (12/4) as Bears opened in two tight end set...Did not start finale due to injured shoulder; still played and contributed career-long 27-yard catch. **1994** — Inactive for Opener...Contributed on special teams in 14 games...Inactive at TB (11/6)...20-yard kick return at Mia (11/13)...21-yard kick return at Ariz (11/27)...Caught 24-yard pass on first offensive play of season at GB (12/11). Also three KOR for 22 yards...Season-long 26-yard KOR vs. Rams (12/18)...One series on offense for injured Harris vs. NE (12/24)...Had 16-yard reception in brief offensive appearance in playoff win at Min (1/1/95)...Had rush on fake punt at SF (1/7/95)...Moved from FB to RB in third week of pre-season...Signed as an undrafted free agent.

COLLEGIATE, PERSONAL: Second on club in rushing with 442 yards and one TD on 103 carries as a senior at Minnesota...Won 1992 club award as outstanding offensive player...Led Gophers in rushing with 593 yards and three TDs as junior...Top year came as sophomore: 165-660-1 including back-to-back 100-yard games...All-state following senior season at South High in Columbus, OH.

TONY CARTER'S Pro Stats

	Rec	Yds	Avg	Lg	TD	Rush	Yds	Avg	Lg	TD	G-GS
1994	1	24	24.0	24	0	0	0	0.0	0	0	14-0
1995	40	329	8.2	27	1	10	34	3.4	7	0	16-12
1996	41	233	5.7	29	0	11	43	3.9	23	0	16-11
Career	82	586	7.1	29	1	21	77	3.7	23	0	16-11

KOR Yds Avg Lg TD

1994	6	99	16.5	26	0
1995	3	24	8.0	9	0
1996	0	0	0	0	0
Career	9	123	13.7	26	0

Rec Yds Avg Lg TD


Playoffs	1	16	16.0	16	0
----------	---	----	------	----	---

Rush Yds Avg Lg TD G-GS

	0	0.0	0	0	0	2-0
--	---	-----	---	---	---	-----

Tony Carter's Single Game Highs

Rushes: 6 at NO (10/13/96)
 Receptions: 7 at Cincinnati (12/10/95)
 Rushing Yards: 37 at NO (10/13/96)
 Receiving Yards: 49 vs StL (12/8/96)
 Long Rush: 23 at NO (10/13/96)
 Long Reception: 29 at KC (11/17/96)
 Receiving TD: 1 vs. Pitt (11/5/95)



JON CLARK

72

Tackle

6-6 345

April 11, 1973

Temple

Bear Season: 2 NFL Season: 2

Acquired in the 6th round of 1996 draft


PRO CAREER: Played in one game as a rookie.

1996 SEASON — Played in first NFL game vs StL (12/8)...Dressed for final seven games, but did not play in six (at Den, at KC, vs Det, at GB, vs StL, vs SD, at TB)...Drafted in sixth round (187th overall). Games played-started: 1-0

COLLEGIATE, PERSONAL: Entered Temple as a walk-on and became a three-year starter, playing both right and left tackle...First-team pre-season all-Big East by Football News and second-team by The Sporting News after senior campaign...Started all 11 games at left tackle...Started all 11 games at left tackle as a junior...Graded 86% on 771 plays, tallying 26 knockdown blocks and four pancakes...Selected Temple's most improved offensive player following spring drills of sophomore season...Started all 11 games at right tackle...Played in all 11 games as backup tackle and was awarded varsity letter as a freshman...Redshirted as true freshman in 1991 after joining team as walk-on...All-public league performer in football at John Bartram High in Philadelphia...Also played basketball...Secondary education major...Single.

CLARK'S Pro Stats

Games-Starts: 1-0 - 1996 (1-0).



CURTIS CONWAY

80

Wide Receiver

6-0 194

March 13, 1971

USC

Bear Season: 5 NFL Season: 5

Acquired in 1st round of 1993 draft

PRO CAREER: First Bear receiver to record back-to-back 1,000 yard receiving seasons (1995 and 1996)...Moved to 11th all-time in Bear annals with 2,863 receiving yards and tied for 11th (Bill McColl) with 201 career receptions...Part of first receiving duo (Graham) to each gain 1,000 receiving yards in same season (1995)...First Bear since Matt Suhey (1980) to have a rush, reception, pass, kick return, and punt return in a single season (1994).

1996 SEASON — Finished season with career highs in receptions (81) and receiving yards (1,049) to become first Bear in team history to record consecutive 1,000 yard receiving seasons...Reached 100 yards receiving in four games...Rushed a career-high eight times for 50 yards...Completed 33-yard pass to R.Harris for a touchdown in addition to his four receptions (33 yards) in Season Opener vs Dal (9/2) on Monday Night Football...Led Bears with eight catches for 126 yards, including a season-long 58-yard touchdown, at Det (9/22)...Led team with career-high nine catches for 101 yards vs GB (10/6)...Recorded second straight 100-yard performance with 111 yards (seven catches) with two touchdowns at NO (10/13)...Led team with five catches for 59 yards and a touchdown at Den (11/10)...Caught TD passes in consecutive games vs StL (12/8) and vs SD (12/14)...Eclipsed 1,000 yard receiving barrier in season finale with nine catches for 120 yards at TB (12/22). **Games played-started:** 16-16

PREVIOUS SEASONS: 1995 — His 16.7-yard avg. was tops among 42 NFLers with 60-plus receptions...Along with Graham became first Bears receiving duo to each gain 1,000 receiving yards in the same season...Tied club mark with a TD reception in seven straight games (9/24-11/12)...His 12 TD catches were one shy of the club record...Led team with 5-for-110 and two TDs, including 73-yarder, in Season Opener (9/3)...Team-high 77 yards and 41-yard TD vs. Car (10/8)...Three TDs on four catches at Jax (10/15) were most receiving scores in a game by a Bear since Gault (9/18/83)...Had season-long 76-yard TD vs. Hou (10/22)...Lone catch on MNF at Min (10/30) was 48-yard TD...Season-high 126 yards and two TDs at GB (11/12)...Held without a catch vs. Det (11/19)...Rebounded to lead team with 89 yards at NYG (11/26) and also threw an incompletion in only attempt of season...Career-high eight receptions for 88 yards and career-long 20-yard rush vs. TB (12/17). **1994 —** Second with 546 yards on 39 receptions...Career-highs at Phil (9/12) with seven receptions for 148 yards and two TDs including an 85-yarder to go with five KOR for 103 yards...Tied Bears record with five fair catches on punts at TB (11/6)...Suffered thigh injury at Mia (11/13) but still caught three passes for 59 yards, rushed twice for nine yards, returned a punt four yards, and completed a 23-yard TD pass to tight end Keith Jennings on a fake field goal attempt...Inactive next two weeks before returning to action at GB (12/11) and making one 12-yard catch...Returned to starting line-up following week vs. Rams (12/18) catching three passes for 40 yards...Four-for-56 in finale vs. NE (12/24)...Four-for-56 yards at Min (1/1/95)...Three-for-25 at SF (1/7/95). **1993 —** Third with 231 receiving yards on 19 catches...Two TDs were second best...Eight-yard rush and six-yard reception in first pro game vs. NYG (9/5)...Three-receptions for 42 yards and 32-yard TD at Phil (10/10)...Started for injured Davis vs. Min (10/25) and returned three kicks for 98 yards (55-yarder), two catches for 17 yards, and an 18-yard reverse...Injured shoulder at GB (10/31) and missed following game...Season-high four KOR and two receptions for 50 yards, including 38-yard game-winning TD, at SD (11/14)...Started vs. Det (12/26) for injured Waddle and caught season-high four passes...Drafted in first round (7th overall).

COLLEGIATE, PERSONAL: Set school records for most kickoff returns (73), yards (1,723), and longest punt return (96 yards)...Third in USC history with 67 punt returns and 679 punt return yards...Two-year track letterman with 10.28 best in 100-yard dash...Second-team all-American selection UPI and AP after junior season...Unanimous all-PAC 10 first-team choice as both receiver and returner...Trojans' Offensive Player of Year and MVP...Eighth nationally with 161.5 average all-purpose yards...Led club with 49 catches for 764 yards, five TDs...Returned 31 punts for 11.2 avg; 27 kickoffs for 25.0 yard avg...First USC player in 39 years to score on punt and kickoff return in same season...Top games: 9-115 and 51 yard TD vs. Okla.; 5-112 and 53-yard TD vs. Wash.; and 213 all-purpose yards (78 rec., 121 KOR, 16 PR) against Cal...96-yard punt return vs. Oregon was longest in school history...95-yard kickoff return vs. ASU was longest by Trojan since Anthony Davis in 1974...Threw 44-yard TD vs. UCLA...Had 7-84 receiving and 4-92 KOR vs. Notre Dame...Member of mile relay team which finished second in NCAA at 3:00.58...Saw action in sophomore season as flanker (21 for 240, 1 TD), quarterback, and returner (24 PR for 7.2 avg and 20 kickoffs for 24.7)...Averaged 21.3 yards on KORs, 13.4 on PRs as freshman...Had 71-yard punt return for TD vs. Oregon State, longest since '72...Threw nine-yard TD to Todd Marinovich vs. Stanford...Signed with USC in '89 but ruled academically ineligible and attended El Camino College to improve scores...All-American by Parade and Super Prep magazine at Hawthorne (CA) High...Scored 62 of team's 82 TDs in final two seasons as option QB (39 of 42 as junior)...Threw for 1,257 yards and 11 TDs on 77 of 156 accuracy; ran for 758 yards and 10 TDs on 80 carries (9.5 avg); and scored on punt and interception return...In one game scored a TD as QB, WR, RB, and DB...Public Administration major...Nickname: C-Way...Married (Leoria)...Twin sons (Cameron and Kelton).

CONWAY'S Pro Stats

	Rec	Yds	Avg	Lg	TD	Rush	Yds	Avg	Lg	TD	G-GS
1993	19	231	12.2	38	2	5	44	8.8	18	0	16-6
1994	39	546	14.0	85	2	6	31	5.2	12	0	13-12
1995	62	1,037	16.7	76	12	5	77	15.4	20	0	16-16
1996	81	1,049	13.0	58	7	8	50	6.3	19	0	16-16
Career	201	2,863	14.2	85	23	24	202	8.4	20	0	61-50

	KOR	Yds	Avg	Lg	TD	PR	Yds	Avg	Lg	TD
1993	21	450	21.4	55	0	0	0	0.0	0	0
1994	10	228	22.8	34	0	8	63	7.9	24	0
1995	0	0	0	0	0	0	0	0	0	0
1996	0	0	0	0	0	0	0	0	0	0
Career	31	678	21.8	55	0	8	63	7.9	24	0

Also: 1 two-point conversion reception; 1 pass for 23 yards and a TD in 1994, one incompleteness in 1995 (2-1-23, 1 TD); 1 pass for 33 yards and a TD in 1996.

	Rec	Yds	Avg	Lg	TD	G-GS
Playoffs	7	81	11.6	23	0	2-2

CONWAY'S Single Game Highs

Rushes: 2 at GB (12/1/96)	Receptions: 9 Last: at TB (12/22/96)
Rush yards: 20 vs. TB (12/17/95)	Rec. yards: 148 at Phil (9/12/94)
Long rush: 20 vs. TB (12/17/95)	Long rec: 85 at Phil (9/12/94)
Most KORs: 5 at Phil (9/12/94)	Receiving TDs: 3 at Jax (10/15/95)
Long KOR: 55 vs. Min (10/25/93)	KOR yards: 103 at Phil (9/12/94)



BRYAN COX

Linebacker

6-4 250

February 17, 1968

Western Illinois

Bear Season: 2 NFL Season: 6

Acquired as unrestricted free agent in 1996

52

PRO CAREER: Broke left thumb forcing him to miss final seven games of season ending a streak of 81 straight regular season starts (and five playoffs)...Signed with Bears as unrestricted free agent (2/21/96)...Ranked ninth among Dolphin all-time sackers after just five seasons...Pro Bowl after '92, '94, and '95 (last two as MLB).

1996 SEASON — Led Bears with three fumble recoveries, one for a touchdown...Finished fourth with three sacks (16 yards)...Finished with double-digit tackles in seven of nine games played...Teams second leading tackler with 99 stops before being placed on IR (11/5). Broke thumb at Min (10/28), but played entire game forcing and recovering a fumble late in the fourth quarter to preserve a Bear victory; Recorded nine stops a pass break-up and a sack in addition...Recorded 10 stops and a pass break-up in his final game vs TB (11/3) without the assistance of painkillers and a cast on his broken thumb...Opened season with nine tackles and two fumble recoveries, one for his first career touchdown, vs Dal (9/2)...Recorded 10 tackles and a sack (nine yards) at Wash (9/8)...Recorded 12 stops vs Min (9/15)...11 stops, one tackle for a loss and a sack (seven yards) at Det (9/22)...Tied career high with 15 tackles vs Oak (9/29)...Led team with 12 stops vs GB (10/6)...Tied for team lead (Carrier, M.Carter) with 11 tackles at NO (10/13). **Games played-started:** 9-9

PREVIOUS SEASONS: 1995 — Named reserve inside linebacker for AFC Pro Bowl squad...Led Dolphins with 142 tackles and 7.5 sacks...Team's leading tackler in six games; finished second five times...Four tackles, five-yard sack, and fumble recovery vs. NYJ (9/3)...13 stops, sack, 12-yard interception, and forced fumble at NE (9/10)...Six stops, sack, and forced fumble at NYJ (10/22)...Led club with career-high 15 stops on Monday night loss to 49ers (11/20)...Led club with 14 stops including two sacks of Harbaugh at Ind (11/26)...Ten tackles at Buf (12/17) before being ejected with 2:00 remaining after an altercation with Bills' Carwell Gardner...Eight solo tackles in playoff loss at Buf (12/30). **1994** — Voted starting inside linebacker for AFC Pro Bowl...Led team with career-high 147 tackles (106 solo)...Had nine 10-tackle games...Opened year at right outside linebacker before moving to MLB...Made first start in middle in Week 4 vs. NYJ (9/18) and led club with seven stops...12 tackles at Buf (10/9)...Sack, forced fumble, and 12 stops at NYG(11/27)...Had 13 stops in re-match vs. Buf (12/4) and following week vs. KC (12/12)...Led team with 24 tacklein two playoff games (18 solo)...Arthroscopic surgery to remove bone spurs on left ankle (5/5/95). **1993** — Led team with 122 tackles; had at least five stops in all 16 games...Team-best 11 stops, pass defended, and fumble recovery in Opener vs. Ind (9/5)...Six stops and two sacks at Clev (10/10)...Tied Dolphin record with two fumble recoveries vs. KC(10/31)...Eight tackles and interception on Thanksgiving at Dal (11/25). Only Miami non-DB interception of the season.

1992 — Starting Pro Bowl linebacker...First-team all-NFL by *Sports Illustrated*; first-team all-AFC by *Football News* and UPI...Led team with 127 tackles, 14 sacks, and five forced fumbles...Fifth in AFC in sacks (ninth in NFL) and best single-season mark by a linebacker in club history...Named AFC Defensive Player of the Month of September: Six tackles and sack in Season Opener at Clev (9/14)...Seven tackles, two forced fumbles, and two sacks vs. Rams (9/20)...AFC Defensive Player of the Week at Sea (9/27) with two sacks and first career interception...Third straight two-sack game at Buf (10/4) along with nine tackles...Eight tackles and one sack vs. NE (10/18)...Led team with 14 tackles and two sacks at NYJ (11/1)...AFC Defensive Player of the Week with team-high seven tackles and two sacks vs. Raiders (12/14)...Six tackles and interception leading to TD in playoffs vs. SD (1/10/93)...Four stops in Championship loss to Buf (1/17/93). **1991** — Started at right outside linebacker all 13 games he was on the roster...All-rookie by *College and Pro Football Newsweekly*, *Football News*, and *Football Digest*...Recorded four tackles in Opening Day at Buf (9/1)...Lowest defensive rookie (fifth round) to start an Opener for Miami since 1979...Five tackles and first pro sack vs. Ind (9/8)...Six tackles at NYJ (9/29) before spraining left ankle...Placed on IR (10/5)...Activated (11/2) and recorded three tackles at Ind (11/3) as starter...Season-high 11 stops vs. Buf (11/18)...Six tackles and one pass defended at Chi (11/24)...Drafted by Miami in fifth round (113th overall).

COLLEGIATE, PERSONAL: Four-year letterman and two-year starter at Western Illinois...First-team all-American by *Football Gazette* and first-team all-conference as senior...Started all season as nickel back leading team with 118 tackles (58 solo), three sacks, two forced fumbles, five blocked kicks, 10 passes defended, four interceptions including one returned for a TD...Opened season with 10 tackles, three passes defended, two blocked kicks, and a 19-yard scoring interception return vs. Arkansas-Monticello...14 tackles and blocked kick vs. Eastern Illinois...17 tackles, sack, forced fumble, and interception vs. Southern Illinois...First-team all-conference and club MVP as junior with team-leading 121 tackles, six sacks, three fumble recoveries, three forced fumbles, two interceptions, and one blocked kick...Had 16 stops and two sacks vs. Eastern Illinois...Eight tackles and interception vs. Fort Hayes State...Blocked punt, recovered, and returned for a score in 14-10 win over Southern Illinois...Played in every game, starting one, as sophomore. Finished with 54 tackles (36 solo), four forced fumbles, three fumbles recovered, two interceptions, and three blocked kicks...Had 12 tackles, sack, interception, and blocked PAT in 13-9 decision over Illinois St...Reserve nickelback as freshman recording 30 tackles (15 solo), one fumble recovery, and one blocked kick...Nine tackles and blocked punt which he returned for a TD vs. Liberty...All-conference and all-city in football at East St. Louis High...Also lettered in track and basketball...Selected as winner of NFL's Extra Effort Award for November, 1994 for work with several educational and social agencies in Southern Florida and hometown of East St. Louis, IL...Hosts golf tournament and softball game in East St. Louis benefiting the Boys and Girls Club of East St. Louis...Avid golfer...Earned degree in mass communications...Married (LaTonia)...Daughters (Lavonda, Brittani, Chiquita) and son (Bryan, Jr.).

THREE x 100... (See page 172 for a complete list of Bears 100-yard rushing games)

The Bears had not had two different running backs surpass the 100-yard mark in the same season since 1985, when Walter Payton had ten such games, and Matt Suhey had one. In 1996, **Raymont Harris** eclipsed the century mark three times, and **Rashaan Salaam** and **Robert Green** each reached it once. Three different Bear backs had not attained the 100-yard mark in a single season since **Rick Casares**, **Perry Jeter**, and **John Hoffman** each surpassed triple digits in 1956.

Cox' Pro Stats

	Int-Yds	Tkls-Solo	Force Fum	Fum Rec	Pass Def	Sack-Yds	G-GS
1991 Dolphins	0	61-51	0	0	4	2-15	13-13
1992 Dolphins	1-0	127-84	5	1	6	14-115	16-16
1993 Dolphins	1-26	122-87	4	3	6	5-44	16-16
1994 Dolphins	0	147-106	2	0	2	3-22	16-16
1995 Dolphins	1-12	142-104	3	1	3	7.5-46	16-16
1996 Bears	0-0	99-56	1	3	2	3-16	9-9
Career	3-38	608-441	15	8	23	34.5-258	86-86
Playoffs	1-7	42-33	0	0	0	0	5-5

Cox' Single Game Highs

Tackles: 15 Last: vs. Oak (9/29/96) Solo: 13 vs. SF (11/20/95)

Sacks: 2 (seven times. Last: at Ind, 11/26/95)

ROB DAVIS

OL / Long Snapper

6-3 271

December 10, 1968

Shippensburg (PA)

Bear Season: 2 NFL Season: 2

Acquired as a free agent in 1996



PRO CAREER: Bears long snapper for punts and kicks in 1996...First player from Shippensburg to play NFL football. **1996 SEASON:** Served as long snapper for entire season...Recorded 10 special teams stops...Opened season with three special teams tackles vs Dal (9/2)...Signed by Bears on 8/28...Spent 1996 training camp with Kansas City before being waived in cut down to 60 players.

PREVIOUS SEASONS: **1995** — Premier long snapper for Baltimore Stallions (CFL)...Played back-up nose tackle in addition. **1993-94** — Spent training camps with the Jets, but failed to make the team...Originally signed by New York Jets as an undrafted rookie free agent in 1993. **Games played-started:** 16-0

COLLEGIATE, PERSONAL: Finished as Shippensburg's all-time tackle leader for down lineman with 353...Tied Red Raiders career mark in tackles-for-loss with 34...Named first team all-Eastern College Athletic Conference as a junior and senior...Started all four years in college...Returned to school as a coach after being waived by Jets in 1994...Played tight end as a prep athlete at Eleanor Roosevelt High in District Heights, Maryland...Also participated in lacrosse and wrestling...Earned degree in criminal justice/law enforcement.



MIKE DULANEY

38

Fullback**6-0 245****September 9, 1970****North Carolina****Bear Season: 2 NFL Season: 2****Signed as a free agent in 1995****PRO CAREER:** Special Teamer and back-up fullback

1996 SEASON — Played in all 16 games on special teams...Second on team with 21 tackles and a forced fumble on coverage units...Returned two kickoffs for 35 yards with a long of 20 yards (vs Oak, 9/29; vs TB, 11/3)...Caught one pass for one yard and first NFL touchdown as a goalline fullback vs Det (11/24) **Games played-started:** 16-0

PREVIOUS SEASONS: 1995 — Played in five games on special teams...Came to Bears' training camp (7/17) directly from Arena League where he played for Albany Firebirds...Waived in final outdownd and re-signed to practice squad (8/29)...Signed to 53-player roster (9/22) and played on kickoff and punt team vs. StL (9/24)...Waived and returned to practice squad (9/27)...Re-signed to active squad (11/29) and played on special teams at Cin (12/10)...Game ball for three special teams stops vs. TB (12/17)...Started at FB for injured Tony Carter in finale (12/24) and caught two passes for 22 yards. **1994** — Did not play with any club in 1994...Originally signed by the Bengals as an undrafted free agent; waived (8/16).

COLLEGIATE, PERSONAL: Rushed for 1,300 yards and 21 TDs on 123 carries as a senior at UNC...Team MVP final two years...Played RB and LB at Dobyns-Bennett High in Kingsport, TN.

DULANEY's Pro Stats

	Rush	Yds	Avg	Lg	TD	Rec	Yds	Avg	Lg	TD	G-GS
1995	0	0	0	0	0	0	0	0	0	0	5-0
1996	0	0	0	0	0	1	1	1.0	1	1	16-0
Career	0	0	0	0	0	1	1	1.0	1	1	21-0

INJURY REPORT

The following 31 players appeared on the Bears weekly Injury Report sometime throughout the 1996 season:

Clifton Abraham	Mike Dulaney	Keith Jennings	Alonzo Spellman
Todd Burger	Jim Flanigan	Erik Kramer	Steve Stenstrom
Joe Cain	Al Fontenot	John Mangum	Michael Timpson
Mark Carrier	Chris Gedney	Anthony Marshall	Chris Villarrial
Marty Carter	Robert Green	Kevin Miniefield	Ryan Wetnight
Tony Carter	Raymont Harris	Rashaan Salaam	James Williams
Curtis Conway	Walt Harris	Vinson Smith	Donnell Woolford
Bryan Cox	Jack Jackson	Marcus Spears	



BOBBY ENGRAM

81

Wide Receiver

5-9 192

January 7, 1973

Penn State

Bear Season: 2 NFL Season: 2

Acquired in 2nd round of 1996 draft

PRO CAREER: Third wide receiver...Best rookie season for a Bear wide receiver in catches (33), yards (389) and TDs (6) since Wille Gault (1983)...Only Bear to return punts in 1996.

1996 SEASON — Six TDs was 2nd behind Conway (7)...Caught 33 passes (4th) for 389 yards (3rd) as third wideout...Returned 31 punts averaging 9.1 yards per attempt...19 fair catches third most in team history for a season...Led team with 23.2 yard average on 25 kickoff returns (580 yards)...Started 2 games (at Det, 9/22; at TB 12/22)...Caught first NFL pass for 7 yards vs Dal (9/2) in opener...2 grabs for 11 yards and first NFL TD vs Min (9/15). Fair caught 6 punts for Bears single-game record...3 catches for 39 yards in first career start at Det (9/22). Recorded season-highs with 5 PRs for 52 yards...Career high 5 catches for 57 yards at KC (11/17)...One catch for 5 yards and a TD vs Det (11/24)...4 catches for 46 yards and two TDs, first rookie WR with a 2-TD game since Gault (1983), at GB (12/1)...Career-high 61 yards and a TD on 5 catches vs SD (12/14)...2 grabs for 23 yards and a TD in finale at TB (12/22). **Games played-started:** 16-2

COLLEGIATE, PERSONAL: Holds PSU records with 167 career catches for 3,026 yards and 31 TDs, topping O.J. McDuffie (125 catches) and Kenny Jackson (2,006 and 25 TD)...786 career punt return yards ranks 2nd in school annals to McDuffie's 1,059...Gained 4,043 all-purpose yards, joining Blair Thomas (4,512) and Curt Warner (4,982) in Nittany Lions 4,000-yard club...Second-team all-America by UPI and *Football News*; third team by AP senior season...All-Big Ten first team selection...Finalist for Biletnikoff Award, given to nation's top WR...Ranked 10th nationally, averaging 98.5 yards per game...Gained 1,084 yards, breaking own single season yardage record...63 catches tied McDuffie's record set in 1992...Averaged 9.8 yards on 19 PRs and 18.8 yards on five carries from scrimmage...*Football News* second-team all-American as junior...First-team all-Big Ten...Led team with 52 grabs for 1,029 yards (19.8 avg.) and 7 TDs...Averaged 10.5 yards on 14 PRs...AP third-team all-American as sophomore...Consensus all-Big Ten first team...Led PSU in receiving, punt returns and all-purpose yards...2nd in Big Ten and 9th nationally with 12.2 average on 33 PRs...48 grabs for 18.2 avg and 13 TDs (PSU single season record)... PSU record 5 100-yard receiving games...Big Ten Offensive Player of Week vs. Min in season opener with 8 grabs for 165 yards and PSU single game record 4 TDs...Did not play in 1992, sat out school in fall semester...One of two true freshmen to earn a letter while playing in every game...Three-time all-stater at Camden (SC) High...Exercise and Sport Science major, enrolled in College of Health and Human Development...Given name Simon Engram, III...Married (Deanna).

ENGRAM's Pro Stats

	Rec	Yds	Avg	Lg	TD	PR	Yds	Avg	Lg	TD	G-GS
1996	33	389	11.8	24	6	31	282	9.1	34	0	16-2
Career	33	389	11.8	24	6	31	282	9.1	34	0	16-2



JIM FLANIGAN

99

Defensive Tackle

6-2 286

August 27, 1971

Notre Dame

Bear Season: 4 NFL Season: 4

Acquired in 3rd round of 1994 draft

PRO CAREER: Recorded career high 78 tackles in 1996...Team sack leader in 1995 with 11...Has four touchdown receptions in three years.

1996 SEASON — Led team with seven tackles for losses...His 78 stops tied him with Spellman for team high among defensive lineman... Finished second (Spellman, 8) on team with five sacks despite missing two games with pulled calf (GB, at NO)...Opened season with three tackles and a 13-yard sack vs Dal (9/2) on Monday Night Football...Tied career high with eight stops vs Min (9/15)...Recorded five tackles and caught a one-yard touchdown pass at Det (9/22)...Returned to lineup at Min (10/28) with six tackles and an eight yard sack...Recorded seven tackles, two for losses vs Det (11/24)...Injured Achilles tendon in season finale at TB (12/22). Surgery 12/26.
Games played-started: 14-14

PREVIOUS SEASONS: 1995 — Led Bears with 11 sacks, most by a Bear defensive tackle since Steve McMichael's 11.5 in 1988...His 77 tackles were second among defensive linemen to Zorich's 79 stops...Recorded two sacks and five stops in Season Opener vs. Min (9/3)...Caught two-yard TD pass vs. GB (9/11) on Monday Night Football...Seven tackles and nine-yard sack at StL (9/24)...Earned first start in following game vs. Car (10/8) and responded with seven tackles, four solos...Career-high eight stops and 14-yard sack at Jax (10/15)...Caught 4-yard TD on MNF at Min (10/30)...Eight stops and six-yard sack vs. Pit (11/5)...One rush for no gain at GB (11/12) ...Ten-yard sack and six tackles at Det (12/4). **1994** — Used in defensive line rotation... Caught 2-yard TD pass from Kramer in playoff game at SF (1/7/95)...Played on special teams, sparingly on defense, and in offensive backfield as blocking back at Min (1/1/95)...Three solo tackles in both Week 2 and 3...Had 14-yard kickoff return at Phil (9/12), 12-yard return vs. Buf (10/2), and fair catch vs. GB (10/31)...First used in offensive backfield vs. Buf (10/2) as blocking fullback... Injured hand at Mia (11/13) and missed next two games...Played in final four games on D-line and as blocking back...Drafted in third round (74th overall).

COLLEGIATE, PERSONAL: Started final two seasons on defensive line after beginning his career at linebacker...Also performed on Irish track squad putting shot 55'3/4"...Honorable mention all-American after starting first five games at right end and finishing senior season at right defensive tackle...Made 51 tackles, four tackles-for-loss and four sacks...Had 8 tackles, three for-loss, against Florida State and six tackles, three for-loss, in Cotton Bowl win over Texas A&M...Started 10 games as junior at right DT and one at nose guard...51 tackles included 3.5 sacks and 2.5 for-loss...Season-high eight tackles vs. Penn State and Mich...Played in every game as sophomore; three starts at ILB...Had 36 tackles including season-high eight stops vs Air Force...Four tackles

in fourth quarter of win over USC...Totaled six tackles in nine games as a reserve ILB during freshman campaign...*Parade* and *USA Today* all-American and Wisconsin Player of Year at Southern Door High in Brussels, WI...Played LB, FB, and K...Rushed for 2,075 yards and 30 TDs as senior (4,464 yards in career)...Scored 468 points on 59 TDs, 75 conversions, and 13 field goals as prep...Recorded 518 tackles, 23 forced fumbles, 14 sacks, and five interceptions...Management major...Maintains his own web site at www.jimflanigan.com ...Co-founded newspaper TIMEOUT!, featuring high school athletics and academics, with former Bear Frank Kmet...Father, Jim, played linebacker for Green Bay Packers (1967-70)...Single.

FLANIGAN'S Pro Stats

	Int-Yds	Tkls-Solo	Force	Fum	Fum Rec	Pass Def	Sack-Yds	G-GS
1994	0	14-9	0		0	0	0	14-0
1995	0	77-46	0		0	0	11-75	16-12
1996	0	78-43	0		0	1	5-38	14-14
Career	0	169-93	0		0	1	16-113	44-26

Receiving: 1-1, 1 TD in 1996; 2-6, 2 TDs in 1995; Rushing: 1-0 in 1995; KOR: 2-26 yards in 1994.

Playoffs 0 0 0 0 0 0 0 2-0

Also: 1 TD catch (2 yards) in 1995.


FLANIGAN'S Single Game Highs

Tackles: 8 Last vs. Min (9/15/96)

Sacks: 2 vs. Min (9/3/95)

Solos: 5 at StL (9/24/95)

MARLON FORBES



46

Safety

6-1 205

December 25, 1971

Penn State

Bear Season: 2 NFL Season: 2

Signed as an undrafted free agent in 1995

PRO CAREER: Played on special teams and as a reserve defensive back in 1996.

1996 SEASON — Played 15 games on special teams...Finished with 16 tackles on coverage units...Recorded four tackles as a reserve defensive back...Waived from active roster (9/3) and signed to practice squad (9/4)...Re-signed to active roster 9/9...Season-high four special teams tackles vs Oak (9/29)...Recorded first career defensive tackle vs GB (10/6)...Season-high three tackles, two solo vs Det (11/24). **Games played-started:** 15-0

PREVIOUS SEASONS: 1995 — Signed to Bears practice squad (12/1) for final four weeks of season...Waived in final cuts (8/27)...Originally signed as an undrafted free agent.

COLLEGIATE, PERSONAL: Walk-on who finished his career with 75 stops, 53 solo, two int's, one fumble recovery...College position coach, Greg Schiano, is now Defensive Assistant for the Bears...Season-high 4 stops vs. Michigan as senior...Started 9 games as junior collecting 36 tackles (23 solo) and 13 passes defended...Career-best 8 stops vs. Maryland...Started season as nickelback as sophomore in 1992, but soon won starting left CB...17 tackles during season, 14 in

final three games...Walk-on in 1991...Attended PSU on Navy ROTC scholarship... Played QB, WR, and CB at Central Islip High on Long Island, NY.

FORBES' Pro Stats

	Int-Yds	Tkls-Solo	Force Fum	Fum Rec	Pass Def	Sack-Yds	G-GS
1996	0	0	4-3	0	0	0-0	15-0
Career	0	0	4-3	0	0	0-0	15-0



PAUL GRASMANIS

93

Defensive Tackle

6-2 298

August 2, 1974

Notre Dame

Bear Season: 2 NFL Season: 2

Acquired in 4th round of 1996 draft

PRO CAREER: Part of defensive tackle rotation...Started three games.

1996 SEASON — Played 14 games in defensive tackle rotation...Finished with 22 tackles, seven solo...Dressed for first two games but did not play...Recorded one tackle in first NFL game vs Min (9/15)...Started two consecutive games for injured Flanigan (calf). Seven tackles, three solo, in first career start vs GB (10/6); Five tackles, two solo, in second start at NO (10/13)...Recorded two solo stops at GB (12/1)...Started at nose tackle in five-man front vs SD (12/14) recording one tackle...Two tackles in season finale at TB (12/22). **Games played-started:** 14-3

COLLEGIATE, PERSONAL: Two-year starter at nose guard for Irish...Registered seven sacks in career and 11 tackles for loss...AP First-Team all-Independent selection as a senior...Started every game at nose guard and finished fifth on team with 70 tackles, 4.5 sacks and seven stops for losses...Also recovered two fumbles and deflected a pass...Had 6 tackles, two tackles for loss and one sack in opener vs. Northwestern...Made 12 tackles vs. Ohio State and career-high 13 stops vs. Navy...Started 11 of 12 games over junior campaign...Played defensive end early in season before moving to right end...Made nine tackles and one sack vs. Michigan...Also had nine stops vs. Boston College...Made six tackles vs. Colorado in Fiesta Bowl...Played in eight games on special teams and saw action in seven games at defensive tackle sophomore season...Missed three games with ankle injury; sat out Cotton Bowl with wrist injury...Had one tackle and six-yard sack vs. Navy...Appeared in eight games, recording five tackles freshman year...Missed Cotton Bowl with knee injury suffered in practice...Rated second best prospect in state at Jenison (MI) High School...Highly regarded offensive guard; also had 25 sacks as prep...Also lettered in basketball, wrestling and track...Marketing major...Given name Paul Ryan Grasmanis.

GRASMANIS' Pro Stats

	Int-Yds	Tkls-Solo	Force Fum	Fum Rec	Pass Def	Sack-Yds	G-GS
1996	0	22-7	0	0	0	0	14-3
Career	0	22-7	0	0	0	0	14-3



RAYMONT HARRIS

29

Running Back

6-0 225

December 23, 1970

Ohio State

Bear Season: 4 NFL Season: 4

Acquired in 4th round of 1994 draft

PRO CAREER: Bears leading rusher in 1996...Three 100-yard efforts...Played only two downs in '95 before breaking collarbone...Second on club in rushing and receiving as rookie...Had Bears' longest run of '94, a 29-yard TD in the playoffs...16th RB drafted behind Faulk, Hill, Floyd, Rhett, Levy, Garner, Bates, Bennett, Cothran, Smith, Jones, Bostic, Johnson, Morris, and Downs.

1996 SEASON — Started first three games at fullback and final six at running back...Led team in rushing with career-high 748 yards on 194 carries with four touchdowns...Three 100-yard rushing games...Fifth in receiving with 32 catches for career-high 296 yards and a touchdown...First player since Neal Anderson (1987) to record a 100-yard rushing and receiving game in a season...Injured knee vs Min (9/15) after gaining 41 yards on seven carries. Missed next four games (at Det, Oak, GB, at NO)...Arthroscopy 9/30...Recorded career-high 103 yards receiving and a touchdown on three catches, including a 47-yard strike from Sauerbrun on a fake punt, vs Dal (9/2) in Season Opener...Returned to action after injury with 61 yards on 15 carries at Min (10/28)...Returned to starting lineup and recorded first career 100-yard outing with 118 yards and a touchdown on 19 carries vs TB (11/3)...Broke 100-yard barrier off the bench with 112 yards on 23 carries at Den (11/10)...Recorded 122 yards and a touchdown on 27 carries vs Det (11/24); Added three catches for 38 yards...Accounted for over 100 yards in total offense at GB (12/1) with 79 rushing yards (24 carries) and 28 receiving yards (five catches)...Grabbed season-high six catches for 22 yards along with 26 rushing yards (nine carries) and a touchdown in season finale at TB (12/22). **Games played-started:** 12-10

PREVIOUS SEASONS: 1995 — Caught pass on Bears' second offensive play of the season and broke his right collarbone upon falling out-of-bounds...Inactive next 11 games before being placed on IR (11/29). **1994** — Led NFL with just four rushes failing to reach the line of scrimmage. Best of any back with 100 carries...Second on club in rushing (123 for 464) and tied for second with 39 receptions...Had 18 third down carries...Led team in playoffs at Min (1/1/95) with 67 yards rushing and 29-yard TD run (longest Bear rush of season)...Led team with 8-for-26 rushing at SF (1/7/95) and had five catches for 24 yards...Recovered Jets' punt fumble at NYJ (9/25)...Saw first significant action vs. Buf (10/2) for injured Hoge rushing 11 times for 45 yards...Earned first start the following week vs. NO (10/9)...Led team in rushing with 66 yards on 14 carries at Det (10/23)...Gained 79 yards on 19 carries vs. TB (11/6)...Top receiver in back-to-back games at Mia (11/13) and vs. Det (11/20) with 7-51 and 7-53...Carried 13 times for 54 yards at Ariz (11/27)...Season-long 13-yard rush at Min (9/18)...Season-high 92 yards, 23 carries, and first pro TD (2-yard score) vs. Rams (12/18)...Drafted in fourth round (114th overall).

COLLEGIATE, PERSONAL: Finished as fifth-best rusher in Ohio State history with 2,649 yards...Rushed for 27 TDs and had 4.6 yard average...273 of 574 career carries (47.6%) were in senior season...Rushed for 1,344 yards on 273 carries (4.9 avg.) and 12 TDs as senior, sixth-best total in school history...Five 100-yard games: Wash (110), MSU (103), Purdue (118), Penn State (151), and Ind (162)...Rushed for 235 yards on 39 carries and three TDs in 28-21 win over BYU in Holiday Bowl...His 235-yard effort ranks fourth on the school's single game record list and is best in OSU bowl history...Won starting halfback job as junior and gained 463 yards on 106 carries (4.4 avg.) and five TDs...Top outing was 94 yards on 18 carries vs. Bowling Green...Played in 10 games as a sophomore as reserve tailback and fullback...Gained 323 yards for 4.3-yard avg. including 15-73 vs. Ill, and 8-69 against Min...Played in 11 games in first season including two starts...Second with 519 yards on 119 carries and eight TDs...Rushed for 96 yards on 12 carries vs. Boston College...First collegiate 100-yard game vs. Illinois on 18 for 126-yard effort...Redshirted as true freshman in 1989...Roomed with Alonzo Spellman as freshman...Played in just four games as senior at Admiral King High In Lorain, OH due to broken collarbone...Nickname: "Quiet Storm" and "UltraBack"...Communications major...Married (Leslie)...Daughter (Shakia).

R. HARRIS' Pro Stats

	Rush	Yds	Avg	LG	TD	Rec	Yds	Avg	LG	TD	G-GS
1994	123	464	3.8	13	1	39	236	6.1	18	0	16-11
1995	0	0	0.0	0	0	1	4	4.0	4	0	1-1
1996	194	748	3.9	23	4	32	296	9.3	47	1	12-10
Career	317	1212	3.8	23	5	72	536	7.4	47	1	29-22

Also: 1 KOR for 18 yards in 1994

Playoffs	21	93	4.4	29	1	8	44	5.5	10	0	2-2
----------	----	----	-----	----	---	---	----	-----	----	---	-----

HARRIS' Single Game Highs

Rushes: 27 vs Det (11/24/96)

Receptions: 7 at Mia (11/13/94); vs. Det (11/20/94)

Rush yards: 122 vs Det (11/24/96)

Rec. yards: 103 vs Dal (9/2/96)

Long rush: 23 vs Min (9/15/96); 29 at Min (1/1/95)*

Long rec.: 47 vs Dal (9/2/96)

* Playoff game


NFC CENTRAL STANDINGS

The NFC Central standings since it was formed with its present five teams in 1978.

	Overall record in NFL					Record within Division					Division Titles
	W	L	T	Pct	GB	W	L	T	Pct	GB	
BEARS	168	128	0	.568	—	86	61	0	.597	—	91, 90, 88, 87, 86, 85, 84
Minnesota	153	142	1	.517	14.5	84	63	1	.568	2	94, 92, 89, 80, 78
Green Bay	139	153	4	.476	27	78	66	2	.522	6.5	96, 95
Detroit	127	168	1	.431	40.5	67	82	0	.453	20	93, 83
Tampa Bay	98	197	1	.333	69.5	51	94	1	.358	34	81, 79

- There was no division winner in 1982 because of a players' strike. The top eight teams from each conference advanced to the post-season. However, with a 5-3-1 mark, Green Bay had the best record.

SEAN HARRIS



55

Linebacker

6-3 245

February 25, 1972

Arizona

Bear Season: 3 NFL Season: 3

Acquired in 3rd round of 1995 draft

PRO CAREER: Played on special teams and saw limited action at strong side linebacker in 1996...Played only on special teams as a rookie.

1996 SEASON — Played in 15 of 16 games on special teams...15 tackles on special teams and forced a fumble...14 tackles at linebacker...Recorded career-high eight tackles playing for injured Vinson Smith vs SD (12/14)...Opened season with first career defensive tackle vs Dal (9/2)...Inactive at Det (9/22)...Recorded defensive stops vs GB (10/6), at Min (10/28) and vs StL (12/8)...Two stops in season finale at TB (12/22). **Games played-started: 15-0**

PREVIOUS SEASONS: 1995 — Pulled hamstring on Opening Day opening kickoff and inactivate next four games...Played on special teams at Jax (10/15), but was inactive following week vs. Hou (10/22)...Played on special teams final nine games finishing with four stops, three solo...Drafted in third round (83rd overall).

COLLEGIATE, PERSONAL: First-team all-Pac Ten selection as a senior at Arizona...Led team with 89 tackles, three sacks and seven stops for losses...Also had a pass defended, two forced fumbles and interception...Second-team all-American by Football News as a junior...Redshirted as true freshman in 1990...Tucson area Defensive Player of Year as senior at Manget (AZ) High...Also caught 34 passes as tight end...Three-year lettermen in football and basketball...Given name Sean Eugene Harris...Single.

S. HARRIS' Pro Stats

	Int-Yds	Tkls-Solo	Force Fum	Fum Rec	Pass Def	Sack-Yds	G-GS
1995	0	0	0	0	0	0	11-0
1996	0	14-6	0	0	0	0	15-0
Career	0	14-6	0	0	0	0	26-0

PLAYOFF EXPERIENCE

Playoff Games Players (starts in parenthesis)

5	Bryan Cox (5), John Mangum
4	Erik Kramer (3)
3	Keith Jennings (2), James Williams (2), Chris Zorich (2)
2	T.Carter, Conway (2), Flanigan, R.Harris (2), Heck (2), Marshall, Miniefield, Minter, Perry (2), Peterson, Simpson (2), Spellman (2), Thiery, Thomas
1	Todd Burger, Ryan Wetnight



WALT HARRIS

27

Cornerback

5-11 194

August 10, 1974

Mississippi State

Bear Season: 2 NFL Season: 2

Acquired in 1st round of 1996 draft

PRO CAREER: First defensive rookie to start opening day under Coach Wannstedt...Five double-digit tackle performances as a rookie...Slowed with turf toe for large part of season.

1996 SEASON — Named to *College & Pro Football Newsweekly*, *Football News* and *Pro Football Writers of America* all-rookie teams...Finished third on team with 113 tackles...Second in solo stops (93) and passes defended (18)...Intercepted two passes...Forced and recovered two fumbles...Opened NFL career with 10 solo stops, one forced fumble, one fumble recovery and three pass break-ups vs Dal (9/2)...Career-high 14 stops, 12 solo, and a pass defense vs Min (9/15)...First career interception and 7 tackles at Det (9/22)...Left game at halftime with turf toe vs Oak (9/29) after collecting 5 solo stops...Missed consecutive starts vs GB (10/6) and at NO (10/13) seeing limited action because of toe...Returned to starting lineup at Min (10/28) recording 10 tackles and blocking a fourth quarter field goal attempt...9 tackles, 8 solo, fumble recovery and one interception at KC (11/17)...10 stops, 9 solo, and 2 pass break-ups vs StL (12/8)...Had 11 stops, 7 solo, and a pass defense vs SD (12/14). **Games played-started:** 15-13

COLLEGIATE, PERSONAL: Holds school interception record with 17...Emerges as starter as freshman at cornerback; also has started at free safety...Broke up 37 passes in career...Earned all-SEC honors in final three seasons...Played in the Senior Bowl as a member of the South team which was led by the Bears' coaching staff...First team all-SEC at left cornerback senior season...Third on team with 91 tackles...Had four int's and eight passes defended...Opened season with 10 tackles, two interceptions and two passes defended vs. Memphis...Blocked a punt and returned interception 37 yards for TD vs. Arkansas...AP and Coaches first-team all-SEC while starting every game at strongside corner as a junior...Ranked third in conference and fifth in nation with six interceptions...Led team with 12 passes defended...Recovered two fumbles and blocked two kicks...Returned a pick 41 yards for TD and blocked punt in 24-21 win over Tennessee...One of three sophomores to earn all-SEC (second team) honors...Started every game at left CB...Tied a school single season record with six interceptions...Six thefts ranked third in the SEC and seventh in nation...Recorded 61 tackles, defended 10 passes and recovered three fumbles...Intercepted pass and recovered fumble to set up score in 13-13 tie with Arkansas...Had two interceptions for 45 yards vs. Alabama...Played in 10 games, including starts in the final three games as a freshman...Five tackles in first career start vs. Arkansas...First career interception and two passes defended vs. North Carolina in Peach Bowl...All-American honorable mention by *USA Today* at LaGrange (GA) High School - same prep school as Bears safety Marty Carter and Carolina Panthers' CB Tyrone Poole (22nd overall in 1995)...Led team to 14-0 record as senior and state title as WR and DB...Team compiled 34-6 record in final three years...Also a track hurdler...Given name Walter Lee Harris...Single.

HARRIS' Pro Stats

	Int-Yds	Tkls-Solo	Force Fum	Fum Rec	Pass Def	Sack-Yds	G-GS
1996	2-0	113-93	2	2	18	0	15-13
Career	2-0	113-93	2	2	18	0	15-13

Also: Blocked field goal at Min (10/28/96)

HARRIS' Single Game Highs

Tackles: 14 vs Min (9/15/96)

Passes defended: 3 vs Dal (9/2/96)

Solos: 12 vs Min (9/15/96)

Interceptions: 1 Last: at KC (11/17/96)

ANDY HECK



64

Tackle

6-6 298

January 1, 1967

Notre Dame

Bear Season: 4 NFL Season: 9

Acquired as transition free agent in 1994

PRO CAREER: Signed by Chicago (2/21/94) from Seattle. As their transition player, Seahawks had right of first-refusal which they declined (3/1/94)...Has started 86 games at left tackle (1989-91, 94-96), 16 at right tackle (1993), 16 at left guard (1992), and one at tight end (1989)...Only Seahawk to start 10 games at three positions.

1996 SEASON — Second consecutive season starting all 16 games at left tackle for club. **Games played-started:** 16-16

PREVIOUS SEASONS: **1995** — First Bear to play left tackle in back-to-back Season Openers since Jim Covert in 1989-90...Started all 16 games at left tackle and did not allow a sack...Pulled hamstring while chasing Greg Lloyd after second quarter interception vs. Pit (11/5). **1994** — Started 14 games at left tackle...Injured left knee (stretched ACL) in fourth quarter vs. NO (10/9)...Inactive following game at Det (10/23) and did not play vs. GB (10/31)...Returned to starting role at TB (11/6) but missed final two quarters with re-twisted knee...Started remainder of season and playoffs...Left elbow surgery after season (2/1). **1993** — Moved from left guard to right tackle during off-season and started every game...Did not miss an offensive play all season...Part of an offensive line unit which led the AFC in rushing for first time ever (125.9 ypg). **1992** — Started 13 games at left guard...Injured ankle vs. Raid (10/18) and went on IR missing next three games...Designated transition player after season. **1991** — Started 16 games at left tackle and did not miss an offensive snap. **1990** — Missed just nine plays all season while starting all 16 games at left tackle. **1989** — Played in every game, starting eight at left tackle and one at tight end...Opened first two games at tackle before subbing next seven...Only second offensive lineman rookie in Seattle history to start on Opening Day...Starting tight end at Cin (12/10) as Seahawks opened in double-tight end set. Played remainder of game at tackle...Unanimous first-team all-rookie selection...Drafted in first round by Seattle (15th overall).

COLLEGIATE, PERSONAL: Four-year letterman who converted from tight end to tackle in spring prior to senior season...First-team all-America by *The Sporting News*, Associated Press, UPI, and *Football News* as co-captain of 12-0 national championship team as senior...Started every game at tight end as junior catching five passes for 57 yards; career numbers of 16 for 155 yards and 1 TD...Lettered in football, basketball and track at W.T. Woodson High in Fairfax, VA where his jersey is retired...One of three Seahawks nominated for 1993 Edge NFL Man of the Year...His fifth grade teacher, Marylou Winkler of Annandale, VA, was named NFL Teacher of the Year in January, 1994, after being nominated by Heck. She received \$5,000 from the NFL and the school received a \$10,000 scholarship in both their names...Graduated with degree in American studies...Given name Andrew Robert Heck...Married (Jennifer)...Son (Jonathan)...Triplets (Evelyn, Molly, Charlie).

HECK'S Pro Stats

Games-Starts: 107-100 — 1989 Seattle (16-9); 1990 Seattle (16-16); 1991 Seattle (16-16); 1992 Seattle (13-13); 1993 Seattle (16-16); 1994 Bears (14-14); 1995 Bears (16-16); 1996 Bears (16-16)
Playoffs: 2-2

CONTRACT EXPIRATION

- 1997** — Augustino, Burger, Burton, Butterfield, Tony Carter, Clark, Dulaney, Flanigan, Forbes, R. Harris, S. Harris, Howard, Ja. Jackson, Jennings, Keyes, Kramer, Lowery, Mangum, Martin, Minifield, Minter, Parrish, Pilgrim, Polk, Proehl, Riley, Sauerbrun, Stenstrom, Wetnight, Zorich
1998 — Bownes, M.Carter, Coleman, Ingram, Grasmanis, Hicks, Randolph, Reeves, Salaam, Simpson, Thierry, Villarrial
1999 — Conway, Cox, Hughes, Jaeger, Mirer, Perry, Peterson, Spellman, Williams
2000 — W. Harris, Heck
2001 — Tom Carter

- Unsigned at press time: Davis, Joseph, Marshall, and all draftees (Allred, Sapp, Autry, Robinson, Hiles, Swayda, Hogans, Parker, Milano, and Thomas).
- All 11 undrafted free agents signed two-year deals which will expire after the 1998 season.
- When a player is waived and re-signed to the practice squad, that contract expires after the 1997 (i.e., current) season.

QB RATING

Curious as to how to calculate the NFL's quarterback rating? The formula uses five factors: attempts, completions, gross yardage, touchdowns, and interceptions. It was designed so that a score of 100 would be great with 90 being very good, 80 being good — similar to an A-B-C grading scale. It is possible to score over 100, a feat that no NFL quarterback accomplished in 1996.

Here's the formula which works when entered into Microsoft Excel. Be careful, there are 196 characters which must be typed perfectly, without any spaces, in order for everything to calculate correctly:

$$=(\text{ROUND}(\frac{((\text{MAX}(\text{MIN}(2.375, ((\text{B1} * 100) / \text{A1}) - 30) * (0.05))), 0)) + (\text{MAX}(\text{MIN}(2.375, ((\text{D1} * 100) / \text{A1}) * (0.2))), 0)) + (\text{MAX}(\text{MIN}(2.375, (((\text{E1} * 100) / \text{A1}) - 9.5) * (-0.25))), 0)) + (\text{MAX}(\text{MIN}(2.375, ((\text{C1} / \text{A1}) - 3) * (0.25))), 0))) * 100) / 6, 1))$$

A1 = ATTEMPTS; B1 = COMPLETIONS; C1 = GROSS YARDS; D1 = TOUCHDOWNS; E1 = INTERCEPTIONS

MICHAEL HICKS



44

Running Back

6-0 194

February 1, 1973

South Carolina State

Bear Season: 2 NFL Season: 2

Acquired in 7th round of 1996 draft

PRO CAREER: Played in four contests...Member of practice squad for 11 games.

1996 SEASON — Rushed for 92 yards on 27 carries with a long of 23 yards...Moved from practice squad to active roster (9/20) due to injuries at the running back position...Made NFL debut at Det (9/22) with nine carries for 26 yards...Seven carries for 31 yards and one reception (-1 yard) vs Oak (9/29)...Carried four times for seven yards vs GB (10/6)...Played majority of second half at NO (10/13) rushing for 28 yards on seven carries...Dressed but did not play at Min (10/28)...Waived (10/31) and returned to practice squad (11/2) for remaining eight games...Drafted in seventh round (253rd overall). **Games played-started:** 4-0

COLLEGE CAREER: Set school marks for rushing (4,055) and touchdowns (52)...Had 20 100-yard rushing games...Number two rusher in conference history...Gained 100 yards in seven of 10 games while averaging 5.7 yards per carry as a senior...MEAC Offensive player of the year...Had 82-yard run and 37-yard catch — both career highs...Division I-AA second-team all-American by AP...Led Division I-AA in scoring with 22 touchdowns in junior campaign...Fifth in nation in rushing with 127.6 yards per game...1,368 yards led MEAC in rushing and also moved into first place in school rushing annals...Had six 100-yard rushing games... Had seven 100-yard rushing games and averaged career-best 6.3 yards per rushing attempt over sophomore year...Did not see any playing time as a freshman...Native of Barnsville, GA where he attended Robert E. Lee High School...Industrial Education major...Single

Hicks' Pro Stats

	Rush	Yds	Avg	Lg	TD	Rec	Yds	Avg	Lg	TD	G-GS
1996	27	92	3.4	23	0	1	-1	-1.0	-1	0	4-0
Career	27	92	3.4	23	0	1	-1	-1.0	-1	0	4-0

SAFETIES

On November 20, 1988, Bears punter Bryan Wagner watched a snap sail over his head. He recovered the ball in the endzone for a safety, resulting in two points for Tampa Bay. Since that game, the Bears have not been tackled in the endzone — a span of 131 regular season games (they haven't been caught in the endzone in any of their seven playoff games either). It's the longest such current streak in the NFL. For perspective, note that prior to last season, Pittsburgh had not been caught in their endzone since December 2, 1990 (an impressive stretch, but still over two years shorter than the Bears'). Their streak ended abruptly, however, as the Steelers endured three safeties in 1996.



DANA HOWARD

59 Linebacker
6-1 244
February 25, 1972
Illinois
Bear Season: 2 NFL Season: 3
Acquired as a free agent in 1996

PRO CAREER: Signed with Bears on 11/6/96 to provide help on special teams...Spent 1995 training camp with Dallas Cowboys and entire regular season with St. Louis Rams.

1996 Season: Signed by Chicago (11/6) after Bryan Cox was placed on IR...Inactive at Den (11/10)...Dressed but did not play at KC (11/17)...Inactive vs Det (11/24)...Played on coverage units in three straight games (at GB, 12/1; vs StL, 12/8; vs SD, 12/14)...Inactive at TB (12/22)...Waived by St. Louis Rams (8/20) after training camp. **Games played-started:** 3-0

PREVIOUS SEASONS: 1995 — Appeared in all 16 games on special teams and one at linebacker...Recorded 19 special teams tackles for St. Louis...Saw first action at linebacker vs SF (10/22) collecting one tackle...Claimed off of waivers by Rams after spending training camp with the Dallas Cowboys...Dallas' fifth-round draft pick (168th overall).

COLLEGIATE, PERSONAL: Winner of 1994 Butkus Award, given to the nation's top collegiate linebacker...Two-time All-America selection and four-time all-Big Ten selection at Illinois...Left Illinois as the all-time leading tackler in Illini and Big-Ten history with 536 stops...Lettered in football and track for East St. Louis High...Same school produced Bryan Cox, Kellen Winslow and Shelby Jordan...Led football team to state 6A title in 1990...Earned *Parade Magazine* all-America honors as a senior...Majored in Speech and Communication...Single

HOWARD'S Pro Stats

	Int-Yds	Tkls-Solo	Force Fum	Fum Rec	Pass Def	Sack-Yds	G-GS
1995 St. Louis	0	1-1	0	0	0	0	16-0
1996 Bears	0	0-0	0	0	0	0	3-0
Career	0	1-1	0	0	0	0	19-0

Additional Stats: 19 Special teams tackles in 1995.

PLAYOFF PAYOUTS

Under terms of the Collective Bargaining Agreement, compensation for the 1997 post-season has been increased to the following:

First Round (division winner)	\$15,000	Conference Championship	\$30,000
First Round (Wild Card)	\$10,000	Super Bowl Winner	\$48,000
Division Playoff Game	\$15,000	Super Bowl Loser	\$30,000



TYRONE HUGHES

Kick Returner / DB / RB

5-9 175

January 14, 1970

Nebraska

Bear Season: 1 NFL Season: 5

Acquired as unrestricted free agent in 1997

33

PRO CAREER: Signed with Bears (4/11/97) as an unrestricted free agent from New Orleans...Holds ten Saints career kick/punt return marks all in return categories...Set NFL marks for kickoff returns and return yardage in each of the past three seasons...Holds or shares eight NFL return records including combined kickoff and punt return yards in a game (347; 10/23/94 vs Rams), kickoff return yards in a game (304; 10/23/94 vs Rams), combined kickoff and punt return yards in a season (1,934; 1996), kickoff return yards in a season (1,791; 1996), kickoff returns in a season (70; 1996), total returns in a season (tie, 100; 1996), kickoffs returned for touchdowns in a game and total returns in a season (tie, 2; 10/23/94 vs Rams).

1996 SEASON — Set three NFL records and tied a fourth...Broke his own league records with 70 kickoff returns for 1,791 yards, and a combined return total of 1,943 yards...His 100 combined returns ties an NFL record set in 1975 (Larry Jones, Washington)...Finished third in NFC averaging a career-best 25.6 yards on kickoff returns...Four kickoff returns of 50 yards or more... Fifth on team with six special teams tackles...Played as nickel back in first two games of season ...Averaged 29.3 yards on kickoffs, including a 47 and 32 yard return, recording tackles on special teams and defense vs Chi (10/13)...Surpassed 1,000 career punt return yards, 5,000 kickoff return yards, 6,000 combined yards and 200 kickoff returns vs SF (11/3)...Two tackles and a pass break-up in dime coverage vs Hou (11/10)...Four tackles and two passes defended at Atl (11/17)...Started as dime back, recording two tackles vs Atl (12/8). **Games played-started:** 16-1

PREVIOUS SEASONS: 1995 — Broke his own club and NFL mark with 66 kickoff returns for 1,617 yards...Finished third in NFC with 24.5 kickoff return average and eighth with 9.4 punt return average...Combined 94 kick and punt returns tied him for third-most in NFL history (Tamarick Vanover, Kansas City)...Nine tackles on special teams ranked fourth on Saints squad...Saw increased time on defensive side of ball appearing mostly in dime situations...Intercepted two passes and had five pass break-ups...Recorded three tackles and an interception vs Atl (9/17)...Named NFC Special Teams Player of the Week in 11-7 win at SF (10/29). Returned two kickoffs for 55 yards, two punts for 78 yards, including a 74 yard return, and intercepted a pass on defense...Season-long 83 yard kickoff return vs Car (11/26). Amassed 116 kickoff return yards, 30 punt return yards (2 attempts) and two special teams stops. **1994** — Followed up Pro Bowl season by setting six Saints records and two NFL marks (63 kickoff returns for 1,556)...Sixth in NFC with a 24.7 average on kickoff returns...Played in 15 games starting four at the right corner slot and one as a DB in a dime scheme...Recovered two fumbles, returning both for touchdowns tying Saints career and season records...Set or tied four NFL return records and made his first start vs LA Rams (10/23). Became fourth player in NFL history to return two kickoffs for touchdowns (92 and 98 yards)

tying two records (kick returns for touchdowns and combined returns for touchdowns), totaled 304 kickoff return yards, amassed 347 combined kick and punt return yards and grabbed first career interception...Intercepted second pass of season vs Atl (11/13)...Returned fumble 42 yards for a score at Raiders (11/20)...Set club record with 86-yard fumble return vs SF (11/28) and recorded career-high 10 tackles...Inactive with knee injury at LA Rams (12/4). **1993** — Elected to Pro Bowl as the leagues top punt returner with a 13.6-yard average as a rookie...Finished second in NFL with 25.1-yard average on kickoff returns...Finished with seven kickoff returns of 30 yards or more and five punt returns of 20 yards or more...Named to every all-rookie team as a returner and to the Pro Football Writers Association/Pro Football Weekly All-NFL team as a kickoff returner...503 punt return yards broke previous club mark...Returned two punts for touchdowns setting Saints record...First player in NFL since 1985 (Ron Brown, LA Rams) to return three kickoffs for touchdowns...Returned punt 74 yards for a touchdown at LA Rams (10/3)... NFC Special Teams Player of the Week after returning kickoff 99 yards to tie game at Min (11/28)...Set club record with 83-yard punt return in season finale at Phil (12/26)...Saints fifth round selection (137th overall).

COLLEGIATE, PERSONAL: Wide receiver for Nebraska until final four games of junior season when he switched to cornerback due to a broken wrist...Played both split end and defensive back as a senior, becoming first player in modern Cornhusker history to play on both sides of the ball...Played in Senior Bowl...Huskers top return man in each of four seasons, finishing career with a 23.4-yard average and one touchdown on 65 kickoff returns and a 12.3-yard average on 68 punt returns...Led Big Eight in kickoff returns as a sophomore and junior...Set school record with 29.1-yard average on kickoff returns his sophomore season...Led conference in punt returns as a freshman...Louisiana's high school Offensive Player of the Year as a senior at St. Augustine High School in New Orleans...Formed Tyrone Hughes Foundation to raise funds to benefit youth groups...Received degree in consumer science...Single.

HUGHES' Pro Stats

	Int-Yds	Tkls-Solo	Force Fum	Fum Rec	Pass Def	Sack-Yds	G-GS
1993 New Orleans	0	4-4	0	0	0	0	16-0
1994 New Orleans	2-31	43-38	0	3	7	0	15-5
1995 New Orleans	2-0	27-26	0	0	5	0	16-2
1996 New Orleans	0	19-16	0	0	3	0	16-1
Career	4-31	93-84	0	3	15	0	63-8

	KOR	Yds	Avg	LG	TD	PR	Yds	Avg	LG	TD
1993 New Orleans	30	753	25.1	99t	1	37	503	13.6	83t	2
1994 New Orleans	63	1,556	24.7	98t	2	21	143	6.8	35	0
1995 New Orleans	66	1,617	24.5	83	0	28	262	9.4	74	0
1996 New Orleans	70	1,791	25.6	58	0	30	153	5.1	16	0
Career	229	5,717	25.0	99t	3	116	1,061	9.1	83t	2

Also: 128 yards on three fumble returns, two for touchdowns, in 1994.

HUGHES' Single Game Highs

Most KORs: 8, Last; at Min (11/19/95)	Kickoff Return Yards: 304, vs Rams (10/23/94)
Long Kickoff Return: 99t, at Min (11/28/93)	Punt Returns: 6, at Car (10/22/95)
Punt Return Yards: 128, at Rams (10/3/93)	Long Punt Return: 83t, at Phil (12/26/93)
Most TDs: 2, vs Rams (10/23/94)	Most Combined Kick and Punt Return Yards: 347, vs Rams (10/23/94)



JACK JACKSON

88

Wide Receiver

5-8 174

November 11, 1972

Florida

Bear Season: 3 NFL Season: 3

Acquired in 4th round of 1995 draft

PRO CAREER: Led Bears in kick returns in 1996...Spent rookie season on injured reserve after separating right shoulder in training camp.

1996 SEASON — Led Bears with 27 kick returns for 619 yards (22.9 avg)...Played in 12 games...Four catches for 39 yards as fourth wideout...Two returns for 34 yards vs Dal (9/2) in first NFL game...Season-high 128 yards on five returns at Det (9/22). First two career receptions for 20 yards...Two returns for 59 yards vs Oak (9/29)...Injured hamstring during practice (10/3). Missed next two weeks vs GB (10/6) and at NO (10/13)...Inactive at Min (10/28)...Returned vs TB (11/3) with one return for 21 yards...Inactive at KC (11/17)...One catch for 12 yards vs Det (11/24)...Two returns for 95 yards and a team-long of 60 yards vs SD (12/14)...Five returns for 88 yards and one catch for seven yards in season finale at TB (12/22). **Games played-started:** 12-0

PREVIOUS SEASONS: 1995 — Separated right shoulder in training camp practice (8/7) and subsequently placed on IR (8/22)...Drafted in fourth round (116th overall).

COLLEGIATE, PERSONAL: Ranks fifth on Florida's all-time list with 143 catches, behind Chris Doering (149), Errict Rhett (153), Willie Jackson (162) and Carlos Alvarez (172)...His 2,266 yards ranked second in Gator annals behind Alvarez (2,563)...29 TDs broke Willie Jackson's record of 24...Consensus all-American and first-team all-SEC selection as a junior...Led team with 57 receptions for 855 yards and 15 TDs...Also averaged 26 yards on 15 kickoff returns including 60-yarder vs. Tennessee...Set Gator record with four TDs in one game (vs. New Mexico State)...Other top games included six catches for 120 yards and two TDs vs. Mississippi, 10 for 99 yards, TD vs. LSU, five for 105, three TDs vs. Auburn...Six receptions for 128 yards and 79 yards on three kickoff returns in Sugar Bowl vs. Florida State...Redshirted as true freshman in 1991...Rated top wide receiver in south and one of top five in country by Super Prep at Moss Point (Miss) High...Food and Resource Economics major...Given name Elliot Cornelius Jackson, Jr...Single.

JACK JACKSON'S Pro Stats

	Rec	Yds	Avg	Lg	TD	KOR	Yds	Avg	LG	TD
1995	0	0	0	0	0	0	0	0.0	0	0
1996	4	39	9.8	14	0	27	619	22.9	60	0
Career	4	39	9.8	14	0	27	619	22.9	60	0

JA. JACKSON'S Single Game Highs

Most KORs: 5, Last; at TB (12/22/96) Kickoff Return Yards: 128, at Det (9/22/96)
Long Kickoff Return: 60, vs SD (12/14/96)



JEFF JAEGER

1

Kicker

5-11 190

November 26, 1964

Washington

Bear Season: 2 NFL Season: 11

Signed as an unrestricted free agent in 1996

PRO CAREER: Set club's single-season record for field goal percentage connecting on 82.6 percent of his attempts in 1996 (19-23)...Led league with 12 40-yard field goals (15 attempts)...Signed with Chicago after Week 3 (9/17/96)...Waived by Oakland in final cutdowns (8/25)...Led Raiders in scoring for seven years (1989-95)...Third all-time on Raiders scoring list with 667 points...Joined Raiders as a Plan B free agent from Cleveland in 1989.

1996 SEASON: Connected on 19 of 23 attempts after joining club in Week 4 (9/17)...Hit 11 of 12 kicks in Soldier Field (six games), including seven from 40-yards or better...Led team in scoring with 80 points...Hit first eight attempts after joining team...Named NFC Special Teams Player of the Week (10/1) after connecting on all four attempts, including the game winner from 30 yards with 11 seconds in regulation vs Oak (9/29)...Scored all six of teams points vs GB (10/6)...Hit field goals from 35 and 48 yards at Den (11/10) giving him 16 straight makes against the Broncos...1-1 at KC (11/17) with season long 49-yard attempt...Season-high 5-5 on extra points vs STL (12/8)...Scored nine points with two field goals (45, 40) and three extra points vs SD (12/14). **Games played:** 13

CAREER: 1995 — Led Raiders in scoring for seventh straight year with 61 points...Missed first five games after straining the posterior cruciate ligament in his right knee during pre-season...Hit three of four attempts in 30-17 victory over Ind (10/22)...Kicked longest field goal, 45 yards, at Cin (11/5). **1994** — Led Raiders in scoring with 97 points...Hit season-long 51 yarder vs. NO (11/20)...Set team field goal record by hitting five (44, 29, 47, 30, and 28) vs. Den (12/11) to earn AFC Special Teams Player of the Week honors. **1993** — Led NFL in scoring and set a Raider single season record with 132 points... Tied NFL records in both field goals made (35) and attempted (44)...Hit four field goals in wins at Buf (12/5) and at SD (11/21)...Hit 10 straight FGs, including a pair of 53-yarders, after missing on his first attempt of the season. **1992** — Tied Raider record for longest field goal with 54-yarder vs. NYG (10/4)...Kicked 53-yarder at Sea (10/18) and a 51-yarder vs. Den (11/22). **1991** — Voted to first Pro Bowl after scoring 116 points, fourth-best in the NFL...Scored all Raider points in 12-6 win vs. SF (9/29). **1990** — 85 points ranked in AFC top ten. **1989** — Second in AFC with 103 points...Tied for fourth in field goals made in AFC (23)...Hit four field goals vs. SD (9/10). **1988** — Spent season on Cleveland's injured reserve list. **1987** — Broke Browns rookie scoring record with 75 points, playing in 10 games...Scored in double digits four times...Originally drafted by Cleveland in third round (82nd overall). The 82nd pick was obtained by Cleveland from the Los Angeles Rams in exchange for the Browns' fourth-, fifth-, and 12th-round choices. The Rams acquired the pick in a previous trade, dealing the rights to Doug Flutie along with their fourth-round draft choice to Chicago for the the Bears' third- and sixth round picks in 1987.

COLLEGIATE, PERSONAL: Two-time all-American at Washington...Set NCAA all-time field goal mark with 80...Broke school all-time record for field goals and scoring (358 points)...Connected on 80.8% of career field goal attempts...Set NCAA freshman mark by connecting on 20 of 26 FGs...Economics major...Five-sport letterman at Meridian High in Kent, Washington...Co-captained football team and earned all-League honors as punter and second team as defensive end...Played basketball, baseball, golf and wrestled...Married (Angela)...Daughters (Brook and Lexi).

JAEGER'S Career Stats

	1-19	20-29	30-39	40-49	50+	FGs	Pct.	PATs	
Pts									
1987 Browns	0-0	6-6	3-6	5-9	0-1	14-22	63.6	33-33	75
1988 Browns			(Injured Reserve)						
1989 LA Raiders	1-1	8-10	8-9	5-12	1-2	23-34	67.6	34-34	103
1990 LA Raiders	1-1	5-5	2-3	6-9	1-2	15-20	75.0	40-42	85
1991 LA Raiders	3-3	7-7	10-13	7-7	2-4	29-34	85.3	29-30	116
1992 LA Raiders	0-0	3-5	4-6	5-9	3-6	15-26	57.7	28-28	73
1993 LA Raiders	0-0	12-12	13-15	6-10	4-7	35-44	79.5	27-29	132
1994 LA Raiders	1-1	5-5	6-9	8-11	2-2	22-28	78.6	31-31	97
1995 Oak Raiders	0-0	4-5	6-7	3-5	0-1	13-18	72.2	22-22	61
1996 Bears	0-0	4-4	3-4	12-15	0-0	19-23	82.6	23-23	80
Career	6-6	54-59	55-72	57-87	13-25	185-249	74.3	267-272	822

JAEGER'S GAME WINNERS

Date	Opponent	Site	Time		
			Distance	Remaining	Final
Dec. 3, 1989*	Denver	LA Coliseum	26	overtime	16-13
Oct. 13, 1991*	Seattle	Kingdome	37	overtime	23-20
Oct. 4, 1992*	NY Giants	LA Coliseum	34	0:02	13-10
Oct. 18, 1993*	Denver	Mile High Stadium	43	0:16	23-20
Jan. 2, 1993*	Denver	LA Coliseum	47	overtime	33-30
Sept. 29, 1996	Oakland	Soldier Field	30	0:11	19-17

* As a Raider

WON FOR ALL

The Bears are one of three teams to have victories over each of the other 29 franchises. In 1995, the inaugural season for Jacksonville and Carolina, they were one of just four teams to play both expansion teams. The Jets and Colts split their games, while both the Bears and Buccaneers defeated the Jaguars and Panthers.

St. Louis and New Orleans are the only other NFL franchises to defeat both the Jags and Panthers since their inception in 1995, and are also the only other teams with victories over each of the other 29 franchises.

While Tampa Bay has notched a victory over the two newest entries, they have yet to beat the Cowboys, Browns, Steelers, Seahawks, Patriots.

With the Browns taking on a new identity as the Baltimore Ravens, the Bears have yet another team to challenge. However, due to the scheduling formula, they won't even get the chance until 1998, when each NFC Central team will play four of the five AFC Central clubs.



KEITH JENNINGS

85

Tight End

6-4 275

May 19, 1966

Clemson

Bear Season: 7 NFL Season: 8

Acquired as free agent in 1994

PRO CAREER: Injuries forced him out of all but six games in 1996...19 of his 93 career receptions have come against the Packers...Ten career TDs from: Harbaugh, Walsh (2), Kramer (6), and Conway.

1996 SEASON — Started in five of six games played...Caught six passes for 56 yards...Injured groin in first quarter of Season Opener vs Dal (9/2) after catching one ball for six yards. Missed next two weeks (at Wash, 9/8; vs Min, 9/15)...Returned to starting lineup at Det (9/22) but reinjured groin...Inactive vs Oak (9/29) due to injury...Saw limited action vs GB (10/6)...Returned to starting lineup at NO (10/13)...Season-high three catches for 19 yards at Min (10/28)...Broke right fibula after catching two passes for 31 yards vs TB (11/3)...Placed on IR 11/5. **Games played-started:** 6-5

PREVIOUS SEASONS: 1995 — Most TDs by a Chicago tight end since Ditka's 8 in 1963...First Bear TE to start all 16 games since Thornton in 1990...Caught two passes including two-yard TD in Opener vs. Min (9/3)...Tied career-high with four receptions at STL (9/24) and vs. Car (10/8)...Three-for-36 at Jax (10/15)...Two TDs in finale vs. Phil (12/24) for 13- and 1-yards. **1994** — Waived in final cuts (8/28), but returned (10/24) when Gedney was injured...Caught two passes for 11 yards in first game vs. GB (10/31)...One-yard TD at TB (11/6)...Caught 23-yard TD pass from Conway after tipped by J. Fontenot...Lone start of season at GB (12/11)...Three-yard TD vs. Rams (12/18)...Nine-yard TD in playoffs at Min (1/1/95)...Started and caught two passes for 20 yards at SF (1/7/95). **1993** — Missed first three games with knee injury suffered in practice (8/15)...Started final 10 games...First catch of season came in Game 7...Both three-catch games came against GB including career-long 29-yarder. **1992** — Fifth with 23 receptions...Game ball in opener vs. Det with 3-for-43...Three catches for 34 yards vs. NYG in Week 3...Did not start vs. Atl (9/27) due to sore shoulder...Started at Min (10/4), but was back as sub the following week...Grabbed first pro TD and two receptions as starter at GB (10/25)...Seven receptions in final eight game after catching 14 in first eight. **1991** — Joined club (10/9) when Cap Boso was hurt...Started for injured Thornton vs. GB (12/8) and led club with four catches for 63 yards to earn a game ball...Started final two games and playoff contest vs. Dal...Saw first action at GB (10/17) catching one seven-yard pass...Spent training camp with Broncos; released in final cuts. **1990** — Waived by Cowboys during training camp...Joined Montreal Machine in WLAF. **1989** — Waived in Dallas' final cuts; signed to practice squad...Activated in Week 7 and played in 10 games on special teams and as second tight end...First pro catch was six-yarder at NYG (12/16)...Four-for-37 vs. GB (12/24) in finale...Drafted in fifth round by Dallas (113th overall).

COLLEGIATE, PERSONAL: Honorable mention all-America wide receiver as senior...Finished as Tigers' eighth all-time leader with 78 catches and ninth with 1,117 yards...Led team with 30 receptions in '88...Led wideouts in "knockdown blocks" final two years...Had Clemson bowl-record with 110 yards vs. Penn State in Citrus Bowl as junior...Top regular season game was 6-84 vs. NC State in '87...Caught 85 passes for 1,760 yards and 17 TDs in final two years at Summerville High (SC)...Led team to three state titles...All-state first baseman who played on two state champion teams...Brother of Stanford Jennings, former Bengals RB/KR...Married (Yolanda)...Son (Micah Keiron).

JENNINGS' Pro Stats

	Rec.	Yds	Avg	LG	TD	G-GS
1989 Dallas	6	47	7.8	14	0	10-0
1990	<i>Did not play</i>					
1991 Bears	8	109	13.6	19	0	10-3
1992 Bears	23	264	11.4	23	1	16-14
1993 Bears	14	150	10.7	29	0	13-11
1994 Bears	11	75	6.2	23	3	9-1
1995 Bears	25	217	8.7	20	6	16-16
1996 Bears	6	56	9.3	20	0	6-5
Career	93	918	9.9	29	10	80-50
Playoffs	3	29	9.7	14	1	3-2

JENNINGS' Single Game Highs

Receptions: 4 Last: vs. Car (10/8/95) Receiving Yards: 63 vs. GB (12/8/91)
Long: 29 vs. GB (12/5/93) Touchdowns: 2 vs. Phil (12/24/95)

THE BRIAN PICCOLO AWARD

Bear veterans vote the **Brian Piccolo Award** to the rookie who best exemplifies the courage, loyalty, teamwork, dedication, and sense of humor of the late Brian Piccolo. In 1992, the award was expanded to include a veteran who possesses the same qualities.

In his senior season at Wake Forest (1964), Piccolo led the nation in scoring (111 points) and rushing (1,044 yards). Signed with the Bears as an undrafted free agent, he spent a season on the taxi squad, and in four subsequent years he rushed 258 times for 927 yards and 4 touchdowns. He also caught 58 passes for 537 yards and one TD.

Piccolo died of embryonal cell carcinoma on June 16, 1970. He was 26 years old and left his wife, Joy, three daughters, and legions of friends.

1970 Glen Holloway (G)	1982 Jim McMahon (QB)	1992 Troy Auzenne (T)
1971 Jerry Moore (S)	1983 Jim Covert (T)	1993 Tom Waddle (WR)
1972 Jim Osborne (DT)	1984 Shaun Gayle (S)	Myron Baker (LB)
1973 Wally Chambers	1985 Kevin Butler (K)	Todd Perry (T)
1974 Fred Pagac (TE)	1986 Neal Anderson (RB)	1994 Shaun Gayle (S)
1975 Roland Harper (RB)	1987 Ron Morris (WR)	Raymont Harris (RB)
1976 Brian Baschnagel (WR)	1988 James Thornton (TE)	1995 Erik Kramer (QB)
1977 Ted Albrecht (T)	Mickey Pruitt (LB)	Rashaan Salaam (RB)
1978 John Skibinski (RB)	1989 Trace Armstrong (DE)	1996 Chris Zorich (DT)
1979 Dan Hampton (DE)	1990 Mark Carrier (S)	Bobby Engram (WR)
1980 Bob Fisher (TE)	1991 Chris Zorich (DT)	
1981 Mike Singletary (LB)	1992 Mike Singletary (LB)	



DWAYNE JOSEPH

32

Cornerback

5-9 186

June 2, 1972

Syracuse

Bear Season: 3 NFL Season: 3

Acquired as undrafted free agent in 1994

PRO CAREER: Sat out 1996 season with neck injury suffered in training camp...Played in most passing situations in 1995.

1996 SEASON — Sat out season with neck injury suffered in practice at camp (7/25)...Placed on IR 8/19.

PREVIOUS SEASONS: 1995 — Used in nickel situations...Recorded career-high in first game played with 10 stops, seven solo, and 31-yard interception return in Opener vs. Min (9/3)...Two solos vs. GB (9/11)...Second interception in Week 3 at TB (9/17)...Four tackles, three solo, and one pass defended at Jax (10/15)...First pro start on Monday night at Det (12/4)...Five tackles, four solo stops, and one forced fumble vs. TB (12/17). **1994** — Spent 10 weeks on Bears practice squad in '94...Signed as undrafted free agent (7/14) just before Bears went to Platteville for training camp...Last player waived (8/31)...Re-signed to practice squad (11/2) for the remainder of the season and playoffs.

COLLEGIATE, PERSONAL: Four year starter (45 straight starts) who finished with 160 tackles and 27 career passes defended...Tied for team lead with three sacks as senior captain at Syracuse...Finished with 41 stops, 31 solo, and two interceptions...Second-team all Big East as junior leading club with seven passes defended...Five tackles and interception vs. Colorado in the Fiesta Bowl...Had one interception in each of first three games as a sophomore...Played in 12 of 13 games as a true freshman, missing only the Opener, and started the last nine games...Seven interceptions and four fumble recoveries while leading Carol City High (FL) to 13-1 record and title in 1989...Played in Florida-Georgia all-star game...Received undergraduate degree in early education development. Working on Masters degree in education administration at DePaul University...Single.

JOSEPH'S Pro Stats

	Int-Yds	Tkls-Solo	Force Fum	Fum Rec	Pass Def	Sack-Yds	G-GS
1995	2-31	42-31	1	0	4	0	16-1
1996			(Injured Reserve)				
Career	2-31	42-31	1	0	4	0	16-1

JOSEPH'S Single Game Highs

Tackles: 10 vs. Min (9/3/95)

Interceptions: 1 vs. Min (9/3/95), at TB (9/17/95)

Solo: 7 vs. Min (9/3/95)

Long Int. Return: 31 yards vs. Min (9/3/95)



ERIK KRAMER

12

Quarterback

6-1 200

November 6, 1964

North Carolina State

Bear Season: 4 NFL Season: 9

Acquired as unrestricted free agent in 1994

PRO CAREER: Played in first four games of 1996 before missing remainder of season with neck injury...Owns Bears single-season records for attempts (522), completions (315), yards (3,838), and touchdowns (29) all set in 1995...Career record of 22-20 as starter in regular season — 1-2 in playoffs; (1-3 in '96; 9-7 in '95; 1-4 in '94; 3-1 in '93; 1-2 in '92; 6-2 in '91; 1-1 in '87)...Signed with Bears as unrestricted free agent (2/21/94) from Detroit...Five 300-yard games; four in regular season (three with Bears) and one playoff.

1996 SEASON — Started first four games before suffering two herniated cervical discs...Completed 73 of 150 passes for 781 yards with three touchdowns and six interceptions...Threw for 133 yards (19-27) in Season Opener vs Dal (9/2)...20-37-188 at Wash (9/8)...Completed 18 passes (40 attempts) for 199 yards and first touchdown of season vs Min (9/15)...Season-highs in attempts (46), completions (23), yards (261) and touchdowns (2) at Det (9/22). Played entire game at Det before learning of neck injury following morning...Inactive for following three games (vs Oak, vs GB, at NO) and placed on IR (10/14). **Games played-started:** 4-4

PREVIOUS SEASONS: 1995 — Set Bears single-season records for attempts (522), completions (315), yards (3,838), and touchdowns (29)...Least-sacked QB in the NFL (15 times)...Only NFL QB to take every snap in 1995...Drew opponents offsides league-high 29 times...Threw 162 passes without an interception (9/11-10/22) before setting record later in season with 174 (11/19-12/24)...Went 108 passes without a sack (9/11-10/8) followed by a 131 sackless streak from 10/8 to 11/5...Game ball for 19-28-262, 3 TD Opening Day performance vs. Min (9/3)...Career-high four TDs on 27-of-38 for 317 yards at StL (9/24). First Bear to throw for 4 TDs in a game since Jack Concannon on 12/19/70...Followed 4-TD game with three TDs vs. Car (10/8) and three more at Jax (10/15)...Second game ball for 18-25-231 and 2 TDs and no sacks or interceptions in Monday Night Football victory over Vikes at Min (10/30)...Career-high 349 yards on 24-41 vs. Hou (10/22) including season-long 76-yard bomb to Conway...Three TDs and three ints on 15-28 vs. Pit (11/5)...Season-long 11-yard rush in finale vs. Phil (12/24). **1994** — Set Bears' season record for completion percentage (62.7%)...Won Opener vs. TB (9/4) with 18-25 for 212 yards and two TDs...Threw three TDs and career-long 85-yarder at Phil (9/12) on 18 of 31 for 289 yards...Injured right shoulder vs. Min (9/18) but played entire game completing 27 of 35 (77.1%) for 261 yards, 1 TD, 1 int...Did not play at NYJ (9/25) and was "inactive" following two games...Returned for homecoming at Det (10/23) and had career-highs in completions (29) and attempts (48) for 309 yards, 2 TDs, and 3 ints...Completed five of 10 for 34 yards and two ints in first half vs. GB (10/31) and was replaced in second half by Walsh...Did not play in next five games before playing in fourth quarter at GB (12/11) completing two of nine for 24 yards...Did not play at Min (1/1/95)...Played

second half at SF (1/7/95) leading Bears to two fourth quarter TDs...Post-season surgery on right shoulder (1/12). **1993** — Signed by Dallas in April of '93 as a restricted free agent, but Lions matched the Dallas offer...Did not play in first four games (designated third quarterback three times) before taking over for Ware in third quarter at TB (10/3) and completing 11 of 24 for 120 yards and one int...Third quarterback for next 7 games, not seeing game action...Made first start of season at Phx (12/12) setting a personal record with 76% completion (19 of 25) for 257 yards, 3 TDs, and no ints...Added two more TD tosses, with no interceptions, the following week vs. SF (12/19) on 19 of 29 for 220 yards...Opened vs. Bears (12/26) and completed career-best 23 passes on 31 attempts for 223 yards, 2 TDs, and 1 int. Led team on 12-play, 80-yard, fourth-quarter TD drive completing all six attempts for 47 yards... Hit 15 of 29 for 182 yards, 1 TD, and no picks in beating GB (1/2) to win Central division title in season finale, 30-20...Lions lost in re-match vs. GB in First Round with Kramer connecting on 22 of 31 for 248 yards, 1 TD, and 2 ints. **1992** — Entered season as back-up to Rodney Peete...Did not see action in the first five contests...Relieved Peete in the fourth quarter of games 6-9... Earned first start of the season the following week at Pit (11/15) completing 20 of 37 for 304 yards, including a 73-yard TD, and one int...Started at Cin (11/22) completing 12 of 25 for 141 yards with three int. as the Lions beat the Bengals, 19-13...Was the starter for the third consecutive week vs. Hou (11/26), setting a new career-long with a 77-yard TD pass to Herman Moore while completing 12 of 21 for 163 yards with a pair of TDs and interceptions...Did not play following week at GB (12/6) and was inactive for the final three games. **1991** — Entered camp as third-stringer, but emerged as second-string QB following a steady pre-season... Attempted and completed the first two passes of his Lions career in a 33-24 win at Ind (9/22)... Replaced Peete on Detroit's opening drive vs. Dal (10/27), completing 9 of 16 passes for 108 yards and two TDs...Made first start the following week at Chi (11/3), hitting 19 of 40 passes for 218 yards, one TD and two ints...Completed 20 of 30 for 248 yards and rushed for his first TD the following week at TB (11/10)...Hit 15 of 25 for 185 yards and 3 TDs in the first of Detroit's seven straight wins...Hooked up with Willie Green for a 73-yard TD in a 34-20 win over the NYJ (12/8)...Error-free performance in playoff-clinching win at GB (12/15), hitting 14 of 19 for 131 yards and two TDs...Established Lions playoff records for completions and passing yards in the Lions' 38-6 Second Round win vs. Dal (1/5), completing 29 of 38 for 341 yards, three TDs and no interceptions in being named NFC Offensive Player of the Week...Connected on 21 of 33 passes for 249 yards and one TD with one int. in the NFC Championship contest at Wash (1/12). **1990** — Signed by Lions as free agent after he contacted the club...Had impressive pre-season, connecting on 12 of 26 for 208 yards, 1 TD, and 1 int...Rushed four times for 20 yards, but sustained shoulder injury vs. KC (8/24)...Made 47-man roster, but was immediately placed on IR where he remained the entire season. **1989** — Missed entire season due to knee injury suffered in Calgary training camp. **1988** — Played in five games for Calgary Stampeders. **1987** — Released by Saints after training camp...Signed with Atlanta during '87 players strike and played in all three non-union games...Completed 5 of 13 for 48 yards and 2 ints in NFL debut vs. Pit (10/4)...Led Atlanta to 24-20 upset win over veteran-laden Rams (10/18) bringing Falcons back from 17-0 halftime deficit by completing 19 of 30 for 232 yards and all three TDs in the second half (finished with 27-46-335, 3 TDs, 2 ints.)...Originally signed by Saints as undrafted free agent.

COLLEGIATE, PERSONAL: Named the 1986 ACC Player of the Year at North Carolina State where he broke eight school passing records...Passed for 4,757 yards and 31 touchdowns in just two seasons...Led the Wolfpack to an 8-2-1 regular season mark and a trip to the Peach Bowl as a senior...Spent two seasons at Pierce Junior College in California...Led Pierce to a 10-0 season

and a berth in the Potato Bowl in 1984...Prepped at Burroughs High in Burbank, CA...Hosts a celebrity golf tournament which benefits Valley Junior College in Van Nuys, CA...Helps put on annual sports carnival in Santa Monica to raise money for the Children's Cancer Research Foundation...Won 1995 Brian Piccolo veteran award voted on by teammates...Nicknamed "Brass" by his Lion teammates...Given name William Erik Kramer...Married (Marshawn)...Son (Griffen).

Kramer's Pro Stats

	Att	Cmp	Yds	Pct	Lg	TD	Int	Rate	Rush	Yds	Avg	Lg	TD	G-GS
1987 Atlanta	92	45	559	48.9	33	4	5	60.0	2	10	5.0	11	0	3-2
1988 Calgary (CFL)	[62 of 153 for 964 yards, 5 TDs, 13 interceptions in 5 games]													
1989 Calgary (CFL)	Knee injury													
1990 Detroit	Injured Reserve — shoulder													
1991 Detroit	265	136	1,635	51.3	73	11	8	71.8	35	26	0.7	12	1	13-8
1992 Detroit	106	58	771	54.7	77	4	8	59.1	12	34	2.8	11	0	7-3
1993 Detroit	138	87	1,002	63.0	48	8	3	95.1	10	5	0.5	4	0	5-4
1994 Bears	158	99	1,129	62.7	85	8	8	79.9	6	-2	-0.3	2	0	6-5
1995 Bears	522	315	3,838	60.3	76	29	10	93.5	35	39	1.1	11	1	16-16
1996 Bears	150	73	781	48.7	58	3	6	54.3	8	4	0.5	3	0	4-4
NFL Career	1,431	813	9,715	56.8	85	67	48	79.3	108	116	1.1	12	2	64-40
<i>Bear Totals</i>	<i>830</i>	<i>487</i>	<i>5,748</i>	<i>58.7</i>	<i>85</i>	<i>40</i>	<i>24</i>	<i>90.4</i>	<i>49</i>	<i>41</i>	<i>0.8</i>	<i>11</i>	<i>1</i>	<i>26-25</i>
Playoffs	130	91	999	70.0	32	6	3	98.2	5	5	1.0	3	0	4-3

Kramer's Single Game Highs

Attempts: 48 at Det (10/23/94)

Completions: 29 at Det (10/23/94)

Yards Passing: 349 vs. Hou (10/22/95)

TDs: 4 at StL (9/24/95)

Interceptions: 3 (three times, Last: vs. Pit 11/19/95)

Long Pass: 85 at Phil (9/12/94)

Rush Yards: 11 at Det (12/4/95)

Long Rush: 12 vs. LA Rams (11/17/91)

KRAMER'S TD TOSSES

In his three years in Chicago, Erik Kramer has connected with 12 different receivers for 41 touchdowns. The breakdown:

Player	Position	TDs	Yards (listed chronologically)
Curtis Conway	WR	15	... 22, 85, 73, 5, 20, 41, 10, 6, 46, 76, 48, 6, 21, 46, 58
Keith Jennings	TE	6	... 2, 15, 1, 5, 13, 1
Jeff Graham	WR	5	... 76, 47, 18, 6, 47
Jim Flanigan	DT	4	... 2*, 2, 4, 1
Michael Timpson	WR	2	... 12, 9
Ryan Wetnight	TE	2	... 1, 14
Chris Gedney	TE	2	... 10, 37
Tony Carter	FB	1	... 12
Bobby Engram	WR	1	... 5
Nate Lewis	WR	1	... 5
Marv Cook	TE	1	... 16
Tom Waddle	WR	1	... 8

* Indicates post-season TD

Underlined TD's are from the 1996 season

ERIK KRAMER GAME-BY-GAME

while with Atlanta Falcons

1987	W/L	Opponent	Att	Com	Yds	Pct.	TD	Int	Sak/Yd	Lg	Rush	Yds	Lg	TD
10/4	L	Pittsburgh	13	5	48	38.5	0	2	0	15	0	0	0	0
*10/11	L	San Francisco	33	13	176	39.4	1	1	5/43	33	1	11	11	0
*10/18	W	LA Rams	46	27	335	58.7	3	2	5/39	32	1	-1	-1	0
TOTALS			92	45	559	48.9	4	5	10/82	33	2	10	11	0

while with Detroit Lions

1991	W/L	Opponent	Att	Com	Yds	Pct.	TD	Int	Sak/Yd	Lg	Rush	Yds	Lg	TD
9/1	L	at Washington	0	0	0	0.0	0	0	0	0	0	0	0	0
9/8	W	Green Bay			Did Not Play									
9/15	W	Miami			Did Not Play									
9/22	W	at Indianapolis	2	2	27	100.0	1	0	0	16	0	0	0	0
9/29	W	Tampa Bay	0	0	0	0.0	0	0	0	0	0	0	0	0
10/6	W	Minnesota			Did Not Play									
10/20	L	at San Fran	3	0	0	0.0	0	0	0	0	0	0	0	0
10/27	W	Dallas	16	9	108	56.3	2	0	0	26	6	15	5	0
*11/3	L	at Chicago	40	19	218	47.5	1	2	3/15	23	0	0	0	0
*11/10	L	at Tampa Bay	30	20	248	66.7	0	2	4/22	42	1	1	1	1
*11/17	W	LA Rams	25	15	185	60.0	3	0	1/4	34	5	7	12	0
*11/24	W	at Minnesota	26	13	124	50.0	0	0	1/8	21	3	4	7	0
*11/28	W	Chicago	27	9	108	33.3	1	1	0	21	4	0	1	0
*12/8	W	NY Jets	31	18	235	58.1	1	1	0	73	7	-11	0	0
*12/15	W	at Green Bay	29	14	131	48.3	2	0	4/19	19	1	9	9	0
*12/22	W	at Buffalo	36	17	251	47.2	0	2	1/6	34	5	3	3	0
TOTALS			265	136	1635	51.3	11	8	14/74	73	35	26	12	1
*1/5	W	Dallas	38	29	341	76.3	3	0	1/4	32	0	0	0	0
*1/12	L	at Washington	33	21	249	63.6	1	1	4/26	26	4	4	3	0

while with Detroit Lions

1992	W/L	Opponent	Att	Com	Yds	Pct.	TD	Int	Sak/Yd	Lg	Rush	Yds	Lg	TD
9/6	L	at Chicago			Did Not Play									
9/13	W	Minnesota			Did Not Play									
9/20	L	at Washington			Did Not Play									
9/27	L	Tampa Bay			Did Not Play									
10/4	L	New Orleans			Did Not Play									
10/15	L	at Minnesota	6	5	81	83.3	1	0	3/15	47	1	5	5	0
10/25	W	at Tampa Bay	5	3	28	60.0	0	0	0	13	1	-2	-2	0
11/1	L	Green Bay	5	3	33	60.0	0	0	0	14	0	0	0	0
11/8	L	Dallas	7	3	21	42.9	0	1	0	10	1	6	6	0
*11/15	L	at Pittsburgh	37	20	304	54.1	1	2	3/18	73	2	-4	0	0
*11/22	W	at Cincinnati	25	12	141	48.0	0	3	5/25	32	4	10	7	0
*11/26	L	Houston	21	12	163	57.1	2	2	4/22	77	3	19	11	0
12/6	L	at Green Bay			Did Not Play									
12/13	W	Cleveland			Did Not Play									
12/20	W	Chicago			Did Not Play									
12/28	L	at San Francisco			Did Not Play									
TOTALS			106	58	771	54.7	4	8	15/80	77	12	34	11	0

(* Denotes Kramer started game.)

ERIK KRAMER GAME-BY-GAME (continued)

while with Detroit Lions

1993	W/L	Opponent	Att	Com	Yds	Pct.	TD	Int	Sak/Yd	Lg	Rush	Yds	Lg	TD
9/5	W	Atlanta			Did Not Play									
9/12	W	at New England			Did Not Play									
9/26	L	at New Orleans			Did Not Play									
10/3	W	Phoenix			Inactive									
10/10	L	at Tampa Bay	24	11	120	45.8	0	1	1/0	46	0	0	0	0
10/25	W	Seattle			Did Not Play									
10/31	W	at LARams			Did Not Play									
11/7	W	at Minnesota			Did Not Play									
11/14	W	Tampa Bay			Did Not Play									
11/21	L	at Green Bay			Did Not Play									
11/25	L	Chicago			Did Not Play									
12/5	L	Minnesota			Did Not Play									
*12/12	W	at Phoenix	25	19	257	76.0	3	0	2/22	48	3	-2	0	0
*12/18	L	San Francisco	29	19	220	65.5	2	0	2/13	31	3	8	4	0
*12/26	W	at Chicago	31	23	223	74.2	2	1	0	23	4	-1	2	0
*1/2	W	Green Bay	29	15	182	51.7	1	1	0	24	0	0	0	0
TOTALS			138	87	1002	63.0	8	3	5/35	48	10	5	4	0
*1/8	L	Green Bay	31	22	248	70.9	1	2	0	31	1	1	1	0

Chicago Bears

1994	W/L	Opponent	Att	Com	Yds	Pct.	TD	Int	Sak/Yd	Lg	Rush	Yds	Lg	TD
*9/4	W	Tampa Bay	25	18	212	72.0	2	0	2/8	40	3	-1	2	0
*9/12	L	at Philadelphia	31	18	289	58.0	3	1	3/14	85	1	0	0	0
*9/18	L	Minnesota	35	27	261	77.1	1	1	3/17	34	1	-1	-1	0
9/25	W	at NY Jets			Did Not Play —Shoulder									
10/2	W	Buffalo			Did Not Play —Shoulder									
10/9	W	New Orleans			Did Not Play —Shoulder									
*10/23	L	at Detroit	48	29	309	60.4	2	3	3/24	76	0	0	0	0
*10/31	L	Green Bay	10	5	34	50.0	0	2	2/13	11	1	0	0	0
11/6	W	at Tampa Bay			Did Not Play									
11/13	W	at Miami			Did Not Play									
11/20	W	Detroit			Did Not Play									
11/27	W	at Arizona			Did Not Play									
12/1	L	at Minnesota			Did Not Play									
12/11	L	at Green Bay	9	2	24	22.2	0	1	1/9	15	0	0	0	0
12/18	W	LA Rams			Did Not Play									
12/24	L	New England			Did Not Play									
TOTALS			158	99	1,129	62.7	8	8	14/85	85	6	-2	2	0
1/1	W	at Minnesota			Did Not Play									
1/7	L	at San Fran	28	19	161	67.8	1	0	4/31	20	0	0	0	0

Chicago Bears

1995	W/L	Opponent	Att	Com	Yds	Pct.	TD	Int	Sak/Yd	Lg	Rush	Yds	Lg	TD
*9/3	W	Minnesota	28	19	262	67.8	3	1	1/8	73	1	2	2	0
*9/11	L	Green Bay	25	15	162	60.0	1	1	2/11	42	2	-2	0	0
*9/17	W	at Tampa Bay	38	18	207	47.3	0	0	0	23	1	-1	0	0
*9/24	L	at St. Louis	38	27	317	71.0	4	0	0	49	3	6	4	0
*10/8	W	Carolina	41	23	259	56.1	3	0	1/10	41	2	4	5	0
*10/15	W	at Jacksonville	29	17	245	58.6	3	0	0	46	3	2	2	0
*10/22	W	Houston	41	24	349	58.5	2	2	0	76	5	-2	1	0
*10/30	W	at Minnesota	25	18	231	72.0	2	0	0	48	3	-3	-1	0
*11/5	L	Pittsburgh	28	15	228	53.5	3	3	1/5	46	1	1	1	0
*11/12	L	at Green Bay	38	23	318	60.5	2	1	2/14	46	2	2	2	0
*11/19	L	Detroit	26	17	231	65.3	1	1	0	51	2	2	1	1
*11/26	W	at NY Giants	38	25	268	65.7	2	0	1/2	28	1	2	2	0
*12/4	L	Detroit	33	21	140	63.6	0	0	4/32	19	3	11	5	0
*12/10	L	at Cincinnati	36	18	196	50.0	0	0	3/13	47	2	4	2	0
*12/17	W	Tampa Bay	28	20	256	71.4	1	0	0	47	2	1	2	0
*12/24	W	Philadelphia	30	15	169	50.0	2	1	0	27	2	10	11	0
TOTALS			522	315	3,838	60.3	29	10	15/95	76	35	39	11	1

Chicago Bears

1996	W/L	Opponent	Att	Com	Yds	Pct.	TD	Int	Sak/Yd	Lg	Rush	Yds	Lg	TD
*9/2	W	Dallas	27	12	133	44.4	0	1	0-0	37	4	0	0	0
*9/8	L	at Washington	37	20	188	54.0	0	1	4-32	24	1	-1	-1	0
*9/15	L	Minnesota	40	18	199	45.0	1	3	1-8	24	0	0	0	0
*9/22	L	at Detroit	46	23	261	30.0	2	1	2-13	58	3	5	3	0
9/29		Oakland			Did Not Play – Neck									
10/6		Green Bay			Did Not Play – Neck									
10/13		at New Orleans			Did Not Play – Neck									
10/28		at Minnesota			Injured Reserve									
11/3		Tampa Bay			Injured Reserve									
11/10		at Denver			Injured Reserve									
11/17		at Kansas City			Injured Reserve									
11/24		Detroit			Injured Reserve									
12/1		at Green Bay			Injured Reserve									
12/8		St. Louis			Injured Reserve									
12/14		San Diego			Injured Reserve									
12/22		at Tampa Bay			Injured Reserve									
TOTALS			150	73	781	48.7	3	6	7-53	58	8	4	3	0

(* Denotes Kramer started the game.)



MICHAEL LOWERY

Linebacker

6-0 224

February 14, 1974

Mississippi

Bear Season: 2 NFL Season: 2

Acquired as undrafted free agent in 1996

PRO CAREER: Contributed on special teams as a rookie.

1996 SEASON — Played in all 16 games as a rookie...Finished third with 18 special teams stops...Two defensive tackles...Recovered a muffed punt in the endzone for first career touchdown vs StL (12/8)...Season-high four special team tackles vs Oak (9/29)...First career defensive stop at Den (11/10) from linebacker position...Signed as undrafted free agent. **Games played-started:** 16-0

COLLEGIATE, PERSONAL: Earned four letters at Ole Miss, starting 40 of 44 games...Recorded 279 career tackles, six fumble recoveries and six ints...Moved from strong safety to linebacker in spring before senior season...Finished second on team with 85 tackles in 1995...Received the Chucky Mullins Courage Award...Tallied 80 stops, three sacks, two ints, and two fumble recoveries as a safety as a junior...Made SEC academic honor roll in 1993...Earned freshman all-America honors in 1992...Earned all-state honors as a senior at South Pike High in McComb, MS...Majored in electrical engineering.

LOWERY'S Pro Stats


	Int-Yds	Tkls-Solo	Force Fum	Fum Rec	Pass Def	Sack-Yds	G-GS
1996	0	2-1	0	0	0	0	16-0
Career	0	2-1	0	0	0	0	16-0

MIDDLE METTLE

No matter who the player, middle linebackers have always enjoyed high tackle totals under Dave Wannstedt's defense. What follows are the middle backers during Wannstedt's four years as Dallas' defensive coordinator (1989-92) and his four years in Chicago.

Year	Middle Linebacker	Tackles	Club Rank	
1989	Eugene Lockhart	222	First	(Cowboys all-time tackle record)
1990	Eugene Lockhart	139	First	
1991	Jack Del Rio	130	First	
1992	Ken Norton	120	First	
1993	Danté Jones	189	First	(Bears all-time tackle record)
1994	Danté Jones	108	Second	
1995	Joe Cain	119	Second	
1996	Bryan Cox	99	fifth	(Cox out for season after 9 games)
	Barry Minter	106	fourth	(Minter took over for Cox in Week 10)

Note: In 1994 Dante Jones was injured for four games at which time Joe Cain moved from weak-side to the middle. Cain was the Bears' leading tackler with 129 stops.



JOHN MANGUM

26

Safety

5-10 190

March 16, 1967

Alabama

Bear Season: 7 NFL Season: 7

Acquired in 6th round of 1990 draft

PRO CAREER: Led team in special teams tackles in 1996...Moved to safety in '93 after spending first three seasons as cornerback...Used primarily as nickelback and on special teams...Nine career starts, two in '96.

1996 SEASON — Played in all 16 games, starting two...Led team with 22 stops on special teams...Finished with 31 defensive tackles, four pass break-ups, a forced fumble and one sack...Three tackles in Season Opener vs Dal (9/2)...Forced a fumble and recorded a partial sack (3.5 yards) at Det (9/22)...Season-high 11 tackles and a partial sack as a starter vs Det (11/24)...One tackle at GB (12/6) in second straight start as third defensive back...Two defensive stops and four special teams tackles vs StL (12/8)...Season-high five special teams stops vs SD (12/14). **Games played-started:** 16-2

PREVIOUS SEASONS: 1995 — Used as Bears top nickelback...Six tackles in Opener vs. Min (9/3) despite missing half of fourth quarter with thigh injury...Inactive next three weeks...Three solo tackles and 12-yard sack in Monday night win at Min (10/30)...Season-high eight stops vs. Pit (11/5)...Lone start of season vs. Det (11/19) as Bears used five DBs entire game. Recorded seven stops before separating shoulder...Inactive following week at NYG (11/26) and did not play at Det (12/4)...Four stops in each of final three games including two-yard interception in finale vs. Phil (12/24). **1994** — Played in every game for second time in five-year career...Second on club with 14 special teams stops...Season-high nine stops, seven solo, in start vs. Buf (10/2) as Bears used nickel line-up...Recovered surprise onside kick vs. Det (11/20)...Recorded half-sack and five tackles vs. Ariz (11/27)...Started at Min (12/1) as Bears used nickel package most of game. Finished with seven tackles, five solo...Started for injured Carrier at GB (12/11) and had four solo, five total tackles...Played majority of playoff game at Min (1/1/95) in nickel package. Forced fumble, fumble recovery, and tied for team-high with 10 solos; 13 total tackles ranked third... Pulled hamstring first day of training camp and missed five weeks. **1993** — Injured hamstring in training camp and missed first three regular season games...Returned to start vs. Atl (10/3) as Bears opened with six DBs vs. Red Gun offense. Responded with 12 tackles, six unassisted, and one interception...Recovered onside kick following week at Phil (10/10)...Used as nickel back remainder of season...Re-aggravated hamstring and was inactive vs. Den (12/18). **1992** — Started vs. Atlanta's Red Gun offense (9/27) and had seven solo tackles...Injured left knee in practice (10/8) and placed on IR...Missed first practice since eight-years-old...Surgery on knee (10/13). **1991** — Played in all 16 games as part of Bears nickel package...Game ball for career-high 10 tackles (eight solo), fumble recovery, and pass defended at TB (9/8)...Started for injured Woolford vs. NYG (9/15) making nine tackles and earning game ball for role on FG block team...Nine yard sack at GB (10/17)...Eight solo

tackles in game ball effort at NO (10/27)...Interception vs. Det (11/3). 1990 — Waived in Bears' final cutdown (9/3)...Signed to Tampa Bay's practice squad (10/3)...Signed to Bears' active roster (10/23) when Douglass went on IR...Saw action on special teams and as nickelback...Three solos in each Lions game...First career interception in playoff game vs. Saints (1/6/91)...Team-high three passes defended including fourth quarter knockdown in endzone vs. NO...Drafted in sixth round (144th overall).

COLLEGIATE, PERSONAL: All-American cornerback as senior and sophomore; all-SEC final three seasons...16 career interceptions...Led squad with five pickoffs for 37 yards and 24 pass deflections as a senior...Led secondary with 66 tackles as junior...Led team with 13 passes defended; had five interceptions...Led team with 10 passes defended and had five picks as sophomore...Played in every game as freshman...QB and DB in leading Magee High to consecutive Mississippi State Championships...Late-father (John) played for Boston Patriots of AFL...Younger brother Kris was 1997 seventh round draft choice by Carolina...Banking and finance major with 3.2 gpa...Given name John Wayne Mangum, Jr...Married (Stacy)...Son (Jake).

MANGUM's Pro Stats

	Int-Yds	Tkls-Solo	Force	Fum	Fum Rec	Pass Def	Sack-Yds	G-GS
1990	0	13-9	1	0	0	1	0	10-0
1991	1-5	68-49	1	1	1	7	1-9	16-1
1992	0	10-8	0	0	0	1	0	5-1
1993	1-0	38-19	0	0	0	2	0	12-1
1994	0	58-36	0	0	0	3	0.5-4.5	16-3
1995	1-2	46-32	0	0	0	2	1-12	11-1
1996	0-0	31-18	1	0	0	4	1-7	16-2
Career	3-7	264-171	3	1	1	20	3.5-32.5	86-9

Also: 1 KOR for 0 yards in 1993.

Playoffs	1-9	19-13	1	1	5	0-0	5-0
-----------------	------------	--------------	----------	----------	----------	------------	------------

MANGUM's Single Game Highs

Tackles: 13 at Min* (1/1/95); 12 vs. Atl (10/3/93)

Solo: 10 at Min* (1/1/95); 8 at TB (9/8/91); at NO (10/27/91)

Passes Defended: 3 vs. NO* (1/6/91) *Playoff game

SCORING STREAK

The Chicago Bears have scored in every game this decade, last being shutout in the 1989 season finale in San Francisco, 26-0. The streak of 101 straight games (including playoffs) is fifth-best in the NFL, but more than 11 seasons behind the 49ers. San Francisco has scored in every game for nearly two decades.

Team	Reg. season	Playoff	Total	Last time shut out / score
San Francisco	307	29	336	Oct. 9, 1977 vs. Atlanta (0-7)
New Orleans	209	4	213	Dec. 4, 1983 vs. New England (0-7)
Miami	148	7	155	Nov. 29, 1987 at Buffalo (0-27)
Houston	116	6	122	Nov. 26, 1989 at Kansas City (0-34)
CHICAGO	96	5	101	Dec. 24, 1989 at San Francisco (0-26)



ANTHONY MARSHALL

36

Safety

6-1 212

September 16, 1970

LSU

Bear Season: 4 NFL Season: 4

Signed as undrafted free agent in 1994

PRO CAREER: Started three games in 1996 for injured Mark Carrier (ankle)...Standout special teamer has 2 career blocked punts, an onside kick recovery and 75-yard kickoff return.

1996 SEASON — Fourth on team with 17 special teams tackles...Opened season with seven special teams tackles vs Dal (9/2)...Injured groin in second quarter at Wash (9/8)...Missed following three weeks...Returned to action vs GB (10/6)...Intercepted "Hail Mary" attempt at NO (10/13)...Four stops and a forced fumble as a special teamer at Min (10/28)...Career-high three pass break-ups and six tackles vs Det (11/24). Returned kickoff 75 yards after receiving a cross-field lateral from Bobby Engram...Started first of three games for injured Carrier at GB (12/1) recording career-high seven tackles and a pass defense...Four tackles and an interception (20-yards) as a starter vs StL (12/8)...Four tackles, three solo, and a pass break-up as a starter vs SD (12/14).

Games played-started: 13-3

PREVIOUS SEASONS: 1995 — Fourth on club with 15 special teams tackles...Blocked punt in fourth quarter vs. GB (9/11)...Repeated feat following week at TB (9/17) and returned the ball 11 yards for a TD...Started at safety at StL (9/24) for first play of game and played in nickel situations recording four stops...Started first play vs. Car (10/8) for Lincoln but again played just nickel situations...Saw most significant action of season when Woolford and Carter were injured vs. Pit (11/5). Played entire 2nd half and OT finishing with 6 tackles, 3 solo, 2 passes defended, one forced fumble, and one pick...5 tackles, 4 solos, and one pass defended at NYG (11/26). **1994 —** Waived in Bears' final cuts (8/28) and joined practice squad (8/30)...Spent 13 games on practice squad before being activated (12/9) and playing on special teams in final three games and both playoff contests...Originally signed as an undrafted free agent.

COLLEGIATE, PERSONAL: Second-team all-SEC with 72 stops (second on team) and team-high five interceptions...Best outing came vs. Kentucky with 12 stops (eight solo)...Fifth among all DBs in the SEC with 73 tackles as sophomore...Knoxville News-Sentinel Freshman all-SEC...Led the team in tackles as redshirt freshman with 90 stops (65 solos) and three picks... Career-best 13 tackles vs. Alabama...Lettered three years in football and track and once in basketball at LeFlore High School in Mobile, AL.

MARSHALL'S Pro Stats

	Int-Yds	Tkls-Solo	Force Fum	Fum Rec	Pass Def	Sack-Yds	G-GS
1994	0	0	0	0	0	0	3-0
1995	1-0	19-9	1	0	3	0	16-2
1996	2-20	28-15	0	0	9	0	13-3
Career	3-20	47-24	1	0	12	0	32-5
Also: 1 KOR for 75 yards in 1996							
Playoffs	0	0	0	0	0	0	2-0



KEVIN MINIEFIELD

24

Cornerback

5-9 182

March 2, 1970

Arizona State

Bear Season: 5 NFL Season: 5

Signed off Detroit's practice squad in 1993

PRO CAREER: Led secondary with 1.5 sacks in 1996...Started final six games (seven total) in 1995...Joined Bears from Detroit's practice team in '93.

1996 SEASON — Played as a nickelback starting in three games...Finished with 38 tackles, two forced fumbles, three pass defenses and 1.5 sacks (10 yards)...First career sack (six yards) and two tackles in Season Opener vs Dal (9/2)...Season-high seven tackles and a pass break-up vs Min (9/15)...Started as a third defensive back at Det (9/22) and recorded six tackles, a forced fumble, one pass break-up and a partial sack (3.5 yards)...Left game vs GB (10/6) after suffering a concussion in the fourth quarter...Started for injured W.Harris at NO (10/13) and matched season-high seven stops...Blocked a punt out of the endzone for a safety and recorded three tackles at Min (10/28). Suffered knee injury during game but did not leave...Missed following three games with knee injury (vs TB, at Den, at KC)...Arthroscopic surgery on 10/30...Returned to action vs Det (11/24) with two tackles...Started as third defensive back at GB (12/1). **Games played-started:** 13-3

PREVIOUS SEASONS: 1995 — Used as a nickelback first half of season along with Mangum... Leg injury suffered vs. Car (10/8) and was inactive at Jax (10/15)...Made first pro start vs. Hou (10/22) as Bears opened with nickel package. Finished with four tackles, three solo...Saw significant action at Min (10/30) contributing eight tackles and one pass defended...Earned first start of season vs. Det (11/19) and added 10 tackles, eight solos, and a 37-yard interception return, longest by a Bear in '95...Career-best 13 tackles, 12 solo, on Monday night at Det (12/4)... Nine tackles at Cin (12/10)...Two interceptions and five passes defended in game ball performance vs. TB (12/17)...Fifth on club with nine special teams tackles. **1994 —** Moved from cornerback to safety...Saw majority of action on special teams...Put final points on board of 35-18 win at Min (1/1/95) by returning a fumble 48 yards for first pro TD...Inactive for Opener with sprained ankle...Did not play in Week 3-4...Inactive at Min (12/1) with sore knee...Three tackles in consecutive games at GB (12/11) and vs. Rams (12/18)...Used primarily as special teamer... Post-season left knee surgery (1/13). **1993 —** Signed to Bears roster (10/13) from Lions practice squad...Inactive first game vs. Min (10/15) before playing at GB (10/31)...Inactive vs. Raid (11/7)...Played in final eight games on special teams and as nickelback...Two solo tackles and forced fumble on Thanksgiving at Det (11/25)...Drafted by Lions in eighth round (201st overall).

COLLEGIATE, PERSONAL: Started 10 games at right corner in senior campaign registering 36 tackles (24 solo) and two tackles-for-loss...Started every game as junior finishing with career-high 39 tackles, 28 solo, and three interceptions...Nine starts as sophomore and 37 tackles...

Played in every game as freshman starting three contests...Had one interception, one blocked kick, and one blocked punt...Redshirted as true freshman in '88...All-state cornerback, tailback, and kickoff returner who had 60 tackles (43 solo), two forced fumbles, one fumble recovery, four interceptions (1 for TD), 25 receptions for 557 yards and two TDs, rushed for 239 yards on 9 carries and returned four kickoffs for 127 yards as senior at Camelback High in Phoenix...Arizona Player of the Year as junior on basketball team averaging 23 points, 11 assists, and eight steals...Holds state record with 400 assists...Married (Blake).

MINIFIELD'S Pro Stats

	Int-Yds	Tkls-Solo	Force Fum	Fum Rec	Pass Def	Sack-Yds	G-GS
1993	0	2-2	1	0	0	0	9-0
1994	0	10-4	0	0	0	0	12-0
1995	3-37	72-49	0	0	10	0	15-7
1996	0	38-30	2	0	3	1.5-10	13-3
Career	3-37	122-85	3	0	13	1.5-10	49-10
Playoffs	0-0	1-0	0	1	1	0-0	2-0

Also: 48-yard fumble return for TD at Min in '94

MINIFIELD'S Single Game Highs

Tackles: 13 at Det (11/19/95) Solo: 12 at Det (11/19/95) Interceptions: 2 vs. TB (12/17/95).

1996 INJURIES – the Bears injuries in 1996, game-by-game

GAME No. OF PLAYERS OUT DUE TO INJURY

DALLAS	4 – <u>Salaam</u> , <u>Zorich</u> , Gedney, Joseph
@ Washington	5 – <u>Jennings</u> , <u>Salaam</u> , <u>Zorich</u> , Gedney, Joseph
MINNESOTA	6 – <u>Jennings</u> , <u>Zorich</u> , Gedney, Joseph, Marshall, Salaam
@ Detroit	6 – <u>R. Harris</u> , <u>Timpson</u> , <u>Zorich</u> , Gedney, Joseph, Marshall
OAKLAND	9 – <u>Burger</u> , <u>R. Harris</u> , <u>Jennings</u> , <u>Zorich</u> , Gedney, Green, Joseph, Kramer, Marshall
GREEN BAY	8 – <u>Flanigan</u> , <u>R. Harris</u> , <u>Kramer</u> , <u>Zorich</u> , Gedney, Green, Jackson, Joseph
@ New Orleans	11 – <u>Flanigan</u> , <u>R. Harris</u> , <u>Kramer</u> , <u>Woolford</u> , <u>Zorich</u> , Gedney, Green, Jackson, Joseph, Stenstrom, Villarrial
@ Minnesota	7 – <u>Kramer</u> , <u>Zorich</u> , Gedney, Green, Joseph, Martin, Stenstrom
TAMPA BAY	8 – <u>Kramer</u> , <u>Zorich</u> , Burger, Gedney, Green, Joseph, Martin, Stenstrom
@ Denver	12 – <u>Burger</u> , <u>Cox</u> , <u>Jennings</u> , <u>Kramer</u> , <u>Zorich</u> , Gedney, Green, Joseph, Martin, Minifield, Stenstrom, Wetnight
@ Kansas City	12 – <u>Burger</u> , <u>Cox</u> , <u>Jennings</u> , <u>Kramer</u> , <u>Salaam</u> , <u>Zorich</u> , Gedney, Joseph, Martin, Minifield, Stenstrom, Wetnight
DETROIT	10 – <u>Cox</u> , <u>W. Harris</u> , <u>Jennings</u> , <u>Kramer</u> , <u>Zorich</u> , Gedney, Joseph, Martin, Stenstrom, Wetnight
@ Green Bay	10 – <u>Carrier</u> , <u>Cox</u> , <u>Jennings</u> , <u>Kramer</u> , <u>Zorich</u> , Gedney, Joseph, Martin, Stenstrom, Wetnight
ST. LOUIS	11 – <u>Carrier</u> , <u>Cox</u> , <u>Jennings</u> , <u>Kramer</u> , <u>Zorich</u> , Abraham, Gedney, Joseph, Martin, Stenstrom, Wetnight
SAN DIEGO	12 – <u>Carrier</u> , <u>Cox</u> , <u>Jennings</u> , <u>Kramer</u> , <u>Smith</u> , <u>Zorich</u> , Abraham, Gedney, Joseph, Martin, Neely, Stenstrom
@ Tampa Bay	10 – <u>Cox</u> , <u>Jennings</u> , <u>Kramer</u> , <u>Zorich</u> , Abraham, Gedney, Joseph, Martin, Neely, Stenstrom

Underline indicates starter



BARRY MINTER

92

Linebacker

6-2 242

January 28, 1970

Tulsa

Bear Season: 5 NFL Season: 5

Acquired through trade with Dallas in 1993

PRO CAREER: Enters '97 as possible starter at outside linebacker...Started final seven games of '96 at middle linebacker for injured Cox...Finished with over 100 tackles (106) for first time in career...Played every game in '95 for first time in career...Returned first regular season interception vs. Pittsburgh two yards for touchdown.

1996 SEASON — Fourth leading tackler with 106...Sixth leading tackler on special teams with 15...Played middle linebacker in nickel situations for first nine games and started in the middle over the final seven for injured Cox (thumb)...Recorded double-digit tackles in all but one of the seven games he started...Two tackles and an interception (five yards) vs Oak (9/29)... Five stops vs GB (10/6)...Forced a fumble with three defensive tackles and four special teams tackles at Min (10/28)...Led team with 14 stops in first start at Den (11/10)...13 tackles, six solo, and a pass defense at KC (11/17)...Recorded 13 stops and first career partial sack (1.5 yards) vs Det (11/24)...10 tackles and a sack (eight yards) at GB (12/1)...Nine tackles, four solo, vs StL (12/8)...Led team with 15 tackles and a pass break-up vs SD (12/14)...Finished season with 11 tackles at TB (12/22). **Games played-started:** 16-7

PREVIOUS SEASONS: 1995 — Used as nickel linebacker and finished fifth on club with 99 tackles...Nine stops in Opener vs. Min (9/3)...Started vs. Hou (10/22) as Bears used nickel package. Finished with nine stops...Eight tackles, one pass defended, and one forced fumble at Min (10/30)...Interception and two-yard return for a TD and career-best 19 stops and 16 solo vs. Pit (11/5)...Started vs. Det (11/19) and recorded team-high 12 tackles before leaving game with separated shoulder...Played only on special teams following week at NYG (11/26)...Returned to starting line-up on Monday night at Det (12/4) and made nine stops...Five solos and nine tackles vs. TB (12/17)...Six special teams tackles. **1994** — Middle linebacker in nickel package...Led Bears in tackles last five games and in playoffs in '94 despite making just one start...Twisted ankle at Phil (9/12)...Inactive three of next four games...Saw significant action at Mia (11/13) and vs. Det (11/20) recording six tackles in each game...Eight stops, five solo, at Ariz (11/27)...Started at Min (12/1) and finished with seven stops and four passes defended as Bears used nickel package...Career-best nine tackles, five solo, at GB (12/11)...Seven stops vs. Rams (12/18)...Led Bears in playoffs with 21 tackles...Played majority of game at Min (1/1/95) as Bears used nickel package. Led team with 15 stops, 10 solo. First pro interception in second quarter off Moon...Six stops, five solo, and forced fumble at SF (1/7/95). **1993** — Obtained in pre-season trade with Vinson Smith and draft choice for Roper, Blackwell, and Paul (8/17)...Inactive first two games before seeing limited action vs. TB (9/26)...Active, but did not play vs. Atl (10/3)...Inactive for next 10 games...Played on special teams vs. Det (12/26)...Inactive at Rams (1/2)...Drafted by Dallas in seventh round (168th overall).

COLLEGIATE, PERSONAL: Ended college career with 261 tackles and seven sacks...Returned two of six interceptions for TDs...Six 10-plus tackle games as senior...16 stops and 74-yard interception vs. SMU earned Player of the Week honors...Started 10 games as junior finishing second with 89 stops despite missing one game with knee injury...Recorded five sacks and 11 tackles-for-loss...Played in every game as sophomore finishing with 39 stops, one sack, two forced fumbles, and one interception...Played in eight games on special teams as freshman...Redshirted in '88...All-district honors in football and basketball and all-state as pole vaulter at Mt. Pleasant High in Texas...Married (Shawyna)...Daughters (Gia and Bari).

MINTER's Pro Stats

	Int-Yds	Tkls-Solo	Force	Fum	Fum Rec	Pass Def	Sack-Yds	G-GS
1993 Bears	0	0-0	0		0	0	0	2-0
1994 Bears	0	49-27	0		0	4	0	13-1
1995 Bears	1-2	99-55	1		0	4	0	16-3
1996 Bears	1-5	106-56	1		0	4	1.5-10	16-7
Career	2-7	254-138	2		0	12	1.5-10	47-11
Playoffs	1-7	21-15	1		0	0	0-0	2-0

Minter's Single Game Highs

Tackles: 19 vs. Pit (11/5/95)

Solo: 16 vs. Pit (11/5/95)

Passes Defended: 4 at Min (12/1/94)

TURF TESTED

Since their first game on artificial turf on September 19, 1971, the Bears have compiled a 123-101-1 record on turf. The franchise has played on turf in 18 stadiums — including Soldier Field, which had artificial grass from 1971 through the 1987 season.

Buffalo	Rich Stadium	1-2	
Chicago	Soldier Field(1971-87)	76-50-1	(4-3 in playoffs)
Cincinnati	Riverfront Stadium	1-1	
Dallas	Texas Stadium	3-4	(0-1 in playoffs)
Detroit	*Silverdome	9-12	
Houston	*Astrodome	1-2	
Indianapolis	*RCA Dome	2-0	
Kansas City	Arrowhead Stadium	2-2	
Minnesota	*Metrodome	7-8	(1-0 in playoffs)
New England	Foxboro	0-1	
New Orleans	*SuperDome	3-4	(1-0, Super Bowl)
NY Giants	Giants Stadium	2-1	
NY Jets	Giants Stadium	2-0	
Philadelphia	Veterans Stadium	4-2	(0-1 in playoffs)
Pittsburgh	Three Rivers	1-2	
San Francisco	3-Corn Candlestick Park	1-3	
Seattle	*Kingdome	1-2	
St. Louis	Busch Stadium	1-2	
Total		117-100-1	(6-5 in playoffs)

Note: The Bears have never played in St. Louis' Trans World Dome or Atlanta's Georgia Dome.

* Indicates "domed" stadium which does not include a 12/18/32 game in Chicago Stadium played on grass (dirt) brought into the stadium. Bears dome record is 24-28, including 3-0 in the playoffs.

RICK MIRER



13

Quarterback

6-2 214

March 19, 1970

Notre Dame

Bear Season: 1 NFL Season: 5

Acquired through trade with Seattle in 1997

PRO CAREER: Acquired by Bears in a trade with Seattle (2/18/97) along with a fourth-round pick for Chicago's first round pick in 1997 (11th overall)...Ranks third all-time in Seahawk history in attempts (1,258), completions (678), yards (7,548), touchdowns (36), and interceptions (44)...Voted offensive captain by teammates in 1995...Voted NFL Offensive Rookie of the Year (*Football Digest*) and AFC Rookie of the Year (*USA Today*/NFL Players Association, UPI) in 1993..

1996 SEASON — Started games 1-5 and 12-15....Led team in passing attempts (265) and completions (136) for fourth straight season...Passed for season-high 251 yards (41-24), including a career-long 60-yard strike to Joey Galloway, in Season Opener at SD (9/1). Rushed for 49 yards including a six-yard TD...Started vs Den (9/8), but played only in first half (coaches decision)...Scored sixth career rushing TD on one-yard dive vs KC (9/15) and threw for 159 yards (31-15)...Completed 12 of 17 passes for 118 yards and one touchdown in final two drives to erase a 10-point fourth quarter deficit at TB (9/22). Fifth career fourth quarter comeback...Hit 10 of 30 passes for 156 yards vs GB (9/29)...Did not play in following four games and missed starts in next six games yielding to John Friesz...Replaced injured Friesz in fourth quarter at Det (11/17) and completed five of seven passes for 52 yards...Returned to starting lineup vs Oak (11/24) completing 16 of 25 passes for 181 yards and a touchdown...Threw for 177 yards (28-13) with one touchdown and two interceptions at Den (12/1)...23-9-147 and one touchdown vs Buf (12/8)...Completed 16 of 31 attempts for 156 with one touchdown and interception at Jax (12/15). Finished game despite bruising his knee in the first half...Inactive with injured knee in season finale at Oak (12/22).

PREVIOUS SEASONS: 1995 — Voted offensive captain prior to season by teammates...Completed 53.5 percent of his passes for 2,564 yards, 13 touchdowns and 20 interceptions...Injured left shoulder at Den (12/10) forcing him to miss the second half and starts in the final two games of the season...Threw for 279 yards and two touchdowns vs Cin (9/17) in 24-21 win...Came back from being replaced at Ariz (10/29) to spearhead a three-game win streak vs NYG (11/5), at Jax (11/12) and at Wash (11/19). Completed 53-of-94 passes (56.4%) for 682 yards with six touchdown and four interceptions...Threw for 169 yards and rushed seven times for 40 yards, including a 12-yard touchdown run, vs Phil (12/3). **1994** — Started first 13 games before breaking left thumb vs Ind (12/4)...Surgery 12/5...Inactive at Hou (12/11) and vs LA Rai (12/18)...Placed on IR for final game of season...Second on team in rushing with 153 yards on 34 carries...Set Seahawk season record and tied Joe Montana for NFL lead with a 1.8 interception percentage...Did not throw an interception until third game of season...Threw two interceptions only once, vs Den (10/9), all year...Completed 60.7 percent of his passes (28-17) for 183 yards and a touchdown in Season Opening win at Wash (9/4)...Connected on 19-of-26 passes for 242 yards and a personal best three touchdowns at LA

Rai (9/11)...Led Seahawks to consecutive fourth quarter comeback wins over Tampa Bay and Kansas City...Marched Seattle 77 yards in 12 plays for the game-winning touchdown with 42 seconds remaining vs TB (11/20)...Led Seattle to 10 points in fourth quarter in 10-9 win vs KC (11/27). **1993** — Set NFL rookie records for attempts (486), completions (274) and yards (2,833)...Set Seahawk rookie records for touchdowns (12), completion percentage (56.4%) and rating (67.0)...Led all AFC quarterbacks and set Seahawk quarterback single-season mark rushing for 343 yards in 68 carries...Only third rookie quarterback since AFL-NFL merger in 1970 to start every game (New England's Jim Plunkett, 1971; Buffalo's Joe Ferguson, 1973)...Only sixth rookie quarterback in league history to improve team's win total from previous season by four...Completed 20-of-27 passes (74.1%) in first pro game at SD (9/5)...Hit 12-of-16 receivers (75%) for 117 yards and first NFL TD in win at NE (9/19)...Earned AFC Offensive Player of the Week honors after throwing for 282 yards (40-25) and a touchdown vs SD (10/3)...Threw game-winning touchdown pass with 25 seconds left in 10-9 victory vs NE...Threw for career-high 287 yards (30-18) vs KC (12/5)...Finished rookie campaign with 140 yards passing (30-19) and two touchdowns at KC (1/2)...Originally drafted second overall in draft.

COLLEGIATE, PERSONAL: Three-year starter and team captain as a senior for Notre Dame...Second-team All-America selection by Football News...Ranks second in Irish history with 41 touchdown passes, 377 completions, 698 attempts and 5,997 yards...Rushed for 694 yards and 17 touchdowns...Compiled a 29-7-1 record as a starter including a 2-1 mark in bowl games...Threw for 1,876 yards (234-120) with 15 touchdowns and six interceptions as a senior...Set single-season record with 18 touchdown passes and recorded personal best 2,117 passing yards as a junior...Played in East-West Shrine Game and Hula Bowl after graduation...Two-time all-state pick and Gatorade Circle of Champions Indiana Player of the Year as a senior at Goshen High School...Atlanta Touchdown Club's Bobby Dodd winner as the nation's high school quarterback of the year...Set state prep records with 44 touchdowns and 6,586 yards...Broke Jeff George's (now with Oakland) single season passing record with 3,973 yards as a senior, adding 30 touchdowns and 10 interceptions...Threw for 395 yards leading Goshen to state title as a senior...Received Academy of Achievement Award as the top high school football player in the country in 1989...Majored in marketing...Married (Stephanie).

MIRER's Pro Stats

	Att	Cmp	Yds	Pct	Lg	TD	Int	Rate	Rush	Yds	Avg	Lg	TD	G-GS
1993 Seattle	486	274	2,833	56.4	53	12	17	67.0	68	343	5.0	33	3	16-16
1994 Seattle	381	195	2,151	51.2	54	11	7	70.2	34	153	4.5	14	0	13-13
1995 Seattle	391	209	2,564	53.5	59	13	20	63.7	43	193	4.5	24	1	15-13
1996 Seattle	265	136	1,546	51.3	60	5	12	56.6	33	191	5.8	33	2	11-9
NFL Career	1,523	814	9,094	53.5	60	41	56	65.2	178	880	4.9	33	6	55-51

MIRER's Single Game Highs

Attempts: 43 vs NE (10/24/93)	Completions: 25 vs SD (10/3/93)
Yards Passing: 287 vs KC (12/5/93)	TDs: 3 at LA Raiders (9/11/94)
Interceptions: 4 vs GB (9/29/96)	Long Pass: 60 at SD (9/1/96)
Rush Yards: 52 at LA Raiders (12/12/93)	Long Rush: 33 vs Pit (12/26/93); vs KC (9/15/96)

RICK MIRER GAME-BY-GAME

all games with Seattle Seahawks

1993	W/L	Opponent	Att	Com	Yds	Pct.	TD	Int	Sak/Yd	Lg	Rush	Yds	Lg	TD
9/5	L	at San Diego	27	20	154	74.1	0	1	4/13	21	3	36	19	0
9/12	L	LA Raiders	22	14	149	63.6	0	2	5/29	25	5	27	11	0
9/19	W	at New England	16	12	117	75.0	1	1	4/24	20	2	21	19	0
9/26	W	at Cincinnati	30	18	181	60.0	0	0	2/15	24	9	17	5	0
10/3	W	San Diego	40	25	282	62.5	1	0	2/12	39	3	15	12	1
10/17	L	at Detroit	39	23	189	59.0	1	3	3/23	22	3	10	7	0
10/24	W	New England	43	22	203	51.2	1	2	1/9	25	7	12	7	0
10/31	L	at Denver	30	16	201	53.3	0	2	4/17	28	2	4	4	0
11/7	L	at Houston	20	12	175	60.0	1	1	2/14	53	5	23	13	0
11/14	W	Cleveland	27	11	114	40.7	1	0	2/10	23	2	(-3)	(-1)	0
11/28	L	Denver	37	17	188	45.9	1	1	6/27	42	3	18	12	0
12/5	L	Kansas City	30	18	287	60.0	0	2	3/12	45	2	19	15	0
12/12	L	at LA Raiders	36	20	171	55.6	1	1	1/2	32	9	52	19	1
12/19	L	Phoenix	30	15	165	50.0	1	0	2/12	40	5	18	9	1
12/26	W	Pittsburgh	29	12	117	41.4	1	1	5/16	23	4	44	33	0
1/2	L	at Kansas City	30	19	140	63.3	2	0	1/0	33	4	30	16	0
TOTALS			486	274	2,833	56.4	12	17	47/235	53	68	343	33	3

1994	W/L	Opponent	Att	Com	Yds	Pct.	TD	Int	Sak/Yd	Lg	Rush	Yds	Lg	TD
9/4	W	at Washington	28	17	183	60.7	1	0	1/7	20	4	14	6	0
9/11	W	at LA Raiders	26	19	242	73.1	3	0	1/7	40	4	14	9	0
9/18	L	San Diego	36	20	163	55.6	0	1	6/35	17	4	18	12	0
9/25	W	Pittsburgh	24	14	166	58.3	1	1	2/14	54	1	1	1	0
10/2	L	at Indianapolis	38	20	186	52.6	1	1	3/12	30	2	21	14	0
10/9	L	Denver	39	19	244	48.7	0	2	0	39	1	11	11	0
10/23	L	at Kansas City	30	15	126	50.0	2	0	3/30	23	3	16	9	0
10/30	L	at San Diego	30	15	177	50.0	0	0	3/6	21	3	7	7	0
11/6	L	Cincinnati	32	13	181	40.6	0	0	3/11	41	1	12	12	0
11/13	L	at Denver	29	10	133	34.5	0	0	2/2	51	3	7	4	0
11/20	W	Tampa Bay	25	13	127	52.0	2	1	1/10	20	4	20	9	0
11/27	W	Kansas City	31	15	195	48.4	0	0	2/11	34	3	4	6	0
12/4	L	Indianapolis	13	5	28	38.5	1	1	0	18	1	8	8	0
12/11	W	at Houston			Inactive (Thumb)									
12/18	L	LA Raiders			Inactive (Thumb)									
12/24	L	at Cleveland			Injured Reserve (Thumb)									
TOTALS			381	195	2,151	51.2	11	7	27/145	54	34	153	14	0

1995	W/L	Opponent	Att	Com	Yds	Pct.	TD	Int	Sak/Yd	Lg	Rush	Yds	Lg	TD
9/3	L	Kansas City	37	19	209	51.4	0	1	3/22	31	0	0	0	0
9/10	L	at San Diego	29	13	127	44.8	1	2	2/16	20	3	19	12	0
9/17	W	Cincinnati	30	21	270	70.0	2	1	2/16	50	7	16	11	0
10/1	W	Denver	24	16	222	66.7	0	0	4/30	51	2	3	4	0
10/8	L	at Oakland	33	15	236	45.5	1	2	2/9	35	2	3	3	0

10/15	L	at Buffalo	34	15	218	44.1	1	3	4/28	54	1	3	3	0
10/22	L	San Diego	26	17	216	65.4	1	3	7/39	41	5	32	17	0
10/29	L	at Arizona	2	0	0	0.0	0	2	0	1/5	0	0	0	0
11/5	W	NY Giants	31	17	253	54.8	2	1	2/5	44	1	5	5	0
11/12	W	at Jacksonville	31	18	244	58.1	2	1	2/9	38	7	27	11	0
11/19	W	at Washington	32	18	185	56.3	2	2	2/12	59	5	33	24	0
11/26	L	NY Jets	34	17	138	50.0	1	1	3/20	20	1	0	0	0
12/3	W	Philadelphia	30	17	169	56.7	0	0	5/20	21	7	40	17	1
12/10	W	at Denver	11	4	56	36.4	0	1	2/21	49	1	9	9	0
12/17	W	Oakland	<i>Did Not Play (Shoulder)</i>											
12/24	L	at Kansas City	7	2	12	28.6	0	0	2/1	9	1	3	3	0
TOTALS			391	209	2,564	53.5	13	20	42/255	59	43	193	24	1

1996	W/L	Opponent	Att	Com	Yds	Pct.	TD	Int	Sak/Yd	Lg	Rush	Yds	Lg	TD
9/1	L	at San Diego	41	24	251	58.5	0	2	1/0	60	4	49	33	1
9/8	L	Denver	11	7	53	63.6	0	1	2/10	16	2	2	3	0
9/15	L	Kansas City	31	15	159	48.4	0	1	7/18	28	6	14	6	1
9/22	W	at Tampa Bay	37	20	209	54.1	1	1	3/11	21	5	32	14	0
9/29	L	Green Bay	30	10	156	33.3	0	4	1/1	33	2	17	9	0
10/6	W	at Miami	<i>Did Not Play</i>											
10/17	L	at Kansas City	<i>Did Not Play</i>											
10/27	W	San diego	<i>Did Not Play</i>											
11/3	W	Houston	<i>Did Not Play</i>											
11/10	W	Minnesota	1	1	5	100.00	0	0	0	5	2	(-2)	(-1)	0
11/17	L	at Detroit	7	5	52	71.4	0	0	0	19	0	0	0	0
11/24	L	Oakland	25	16	181	64.0	1	0	3/15	42	6	33	24	0
12/1	L	at Denver	28	13	177	46.4	1	2	1/5	43	4	31	13	0
12/8	W	Buffalo	23	9	147	39.1	1	0	2/15	56	2	15	14	0
12/15	L	at Jacksonville	31	16	156	51.6	1	1	2/9	23	0	0	0	0
12/22	W	at Oakland	<i>Inactive</i>											
TOTALS			265	136	1,546	51.3	5	12	22/84	60	33	191	33	2

40 RUSHES vs. 40 PASSES

Over the past 14 seasons when the Bears have rushed 40 times, they have a 52-2 record. Chicago has won 36 straight 40-rush games, dating back to 1984. However, the Bears did not rush 40 times in any game in 1996. Their last 40 rush contest was the 1995 season finale, when they carried 47 times in beating the playoff-bound Eagles. Last season, the most rushes in a game for the Bears was 39, in a loss at Denver. The Bears rushed 38 times while beating Tampa Bay at Soldier Field, and 37 times twice (wins hosting Detroit and St. Louis).

During that same period, the Bears are 4-14 when throwing 40 passes in a game. Last season, the Bears were 0-4 when they attempted 40 passes: the Vikings beat the host Bears as Erik Kramer had exactly 40 passing attempts; Kramer threw 46 passes in a loss at Detroit; Dave Krieg had 44 attempts when the Bears lost in Green Bay; and Krieg and Shane Matthews combined for 43 tosses in the season finale, a loss at Tampa Bay.

JAMES PARRISH



79

Tackle

6-5 292

May 19, 1968

Temple

Bear Season: 2 NFL Season: 6

Acquired as a free agent in 1996

PRO CAREER: Signed with Bears on 12/4/96...Member of eight different NFL teams (Miami, San Diego, San Francisco, Indianapolis, Dallas, Philadelphia, Pittsburgh and New York Jets) in first six years out of college.

1996 SEASON: Signed with Bears (12/4) for final three games of season...Inactive in last three games (vs StL, vs SD, at TB)...Participated in Pittsburgh's training camp before being waived in final cutdown (8/25)...Signed by New York Jets (8/29)...Waived by Jets 10/8. **Games played-started: 0-0**

PREVIOUS SEASONS: 1995 — Played full season for first time in his career in Pittsburgh...Made first career start at left tackle vs Min (9/24)...Played on special teams and occasionally lined up at tight end. **1994** — Participated in Dallas training camp...Waived 8/17 and claimed off waivers by Philadelphia 8/18...Waived by Eagles 8/20...Re-signed by Cowboys 10/25 and released 11/1. **1993** — Signed by San Francisco 5/4...Waived by 49ers 9/7...Claimed by Indianapolis 9/8 and spent following five weeks on active roster...Deactivated for four games before being released 10/12...Member of 49er practice squad 11/11-12/1...Signed with Dallas 12/7 for remainder of season. **1992** — Signed by San Diego in February as a Plan B free agent from Miami...Assigned to London Monarchs of World League for five games...Played for Barcelona Dragons for one game...Returned to San Diego and released during training camp. **1991** — Joined Miami Dolphins as an undrafted free agent...Spent season on reserve list with a knee injury.

COLLEGIATE, PERSONAL: Three-year letterman at Temple...Two year starter at right tackle...Attended Dundalk (Maryland) High School where he lettered in football, basketball and track...Can speak Spanish, French and Japanese...Majored in Political Science and Economics.

PARRISH'S Pro Stats

Games-Starts: 16-1 — 1991 Miami (0-0), 1993 Dallas (0-0), 1995 Pittsburgh (16-1),
1996 Bears (0-0).

Playoffs: 1993 Dallas (1-0)

JAEGER PUSHING 40...

...40+-yard field goals, that is. Bears kicker Jeff Jaeger converted 12 40-49-yard field goals last season, the most in the NFL. Jaeger had 15 attempts from the 40 range. Indianapolis kicker Cory Blanchard made 11 40-yards and five 50-yards; Jaeger did not have a 50-yard attempt. Jaeger was good on seven of eight 40+ attempts at Soldier Field.



TODD PERRY

75

Guard

6-5 312

November 28, 1970

Kentucky

Bear Season: 5 NFL Season: 5

Acquired in 4th round of 1993

PRO CAREER: Has played in 46 of last 48 games...Became full-time starter in '95...Started three and played in 13 games at right guard as rookie.

1996 SEASON — Started all 16 games at left guard. **Games played-started:** 16-16

PREVIOUS SEASONS: **1995** — Started 15 games at left guard...Injured leg at TB (9/17) and missed fourth quarter...Inactive following week at StL (9/24)...Returned vs. Car (10/3)...Earned game ball at NYG (11/26) as Bears rushed for 143 yards and allowed just one sack. **1994** — Played in 10 of first 11 games (except vs. GB, 10/31) on special teams or in goalline situation as "third tackle"...Saw second-half action at NYJ (9/25) for injured Bortz...Played left guard when Bortz was injured in first quarter at Ariz (11/27)...Started at left guard for final four games of the season and both playoff games. **1993** — Did not play in first two games before contributing on special teams...Started at right guard for injured Wojciechowski on three-game road trip: SD, KC, Det...Drafted in fourth round (97th overall).

COLLEGIATE, PERSONAL: Started 37 of 43 games at left guard...Three-time academic all-Southeast conference selection...Started every game as senior at left guard...Led a rushing attack which averaged 172.2 yards per game...First team all-SEC honors by Football News; second-team all-league by Associated Press...Played in Japan, Senior, and East-West games...Named "outstanding offensive lineman" by his teammates while starting every game at left guard in junior year...Played in every game, including ten starts, as sophomore...Played in ten games, starting the last six of freshman season...Redshirt as true freshman in 1988...All-state honorable mention as junior and senior at North Hardin High in Elizabethtown, KY...Missed eight games as senior with knee injury...Led team to 22-8 record in final three seasons...Member of National Honor Society who served as Special Olympics volunteer and regular visitor to Veterans Administration Hospital...District heavyweight wrestling champion...Biology major...Brother (Mark) is freshman offensive guard at Northwestern...Married (Heidi)...Son (Tyler).

PERRY'S Pro Stats

Games-Starts: 43-22 — 1993 (13-3); 1994 (15-4); 1995 (15-15); 1996. (16-16).

Playoffs: 2-2



ANTHONY PETERSON

57

Linebacker

6-0 223

January 23, 1972

Notre Dame

Bear Season: 1 NFL Season: 4

Acquired as a free agent in 1997

PRO CAREER: Standout special teamer and reserve linebacker for San Francisco 49ers...Signed by Bears as an unrestricted free agent from San Francisco (3/7/97).

1996 SEASON — Recorded nine defensive tackles in 13 games...Fifth on club in special teams with eight stops...Left game at Atl (12/2) in second quarter after injuring right knee...Spent final three weeks of regular season and all of playoffs on inactive list with injured knee...Opened season with one special teams tackle vs NO (9/1)...Recorded two defensive stops vs Atl (9/29)...Two special teams stops vs Dal (11/10)...Forced fumble vs Balt (11/17). **Games played-started:** 13-0

PREVIOUS SEASONS: 1995 — Credited with 11 special teams tackles and six defensive stops in 15 games...Two special teams tackles at Det (9/25)...Played season-high 23 plays from scrimmage, contributing two solo stops, at St.L (10/22)...Inactive at Miami (11/20) due to illness...Recorded special teams tackles at Car (12/10), vs Min (12/18) and at Atl (12/24)...Played on special teams in the NFC Divisional Playoff vs GB (1/6). **1994** — Played in 14 games, mostly on special teams...Recorded 10 special teams tackles and six defensive stops...Inactive twice in rookie campaign...Opened NFL career with one defensive tackle vs LA Raiders (9/5)...Recorded special teams tackles in consecutive weeks at LA Rams (9/18) and vs NO (9/25)...Two solo stops at linebacker vs Phil (10/2)...Collected special teams stops at Det (10/9), at Atl (10/16) and vs TB (10/23)...Season-high three special team tackles at SD (12/11)...Two defensive tackles and a special teams stop at Min (12/26)...Played on special teams vs Chi in NFC Divisional Playoff (1/7) before leaving contest with injured hamstring...Placed on Injured Reserve 1/18.

COLLEGIATE, PERSONAL: Honorable mention all-America as a junior at Notre Dame as an inside linebacker...Second on team with 75 tackles junior season...Lettered all four seasons at South Bend and started two...Injured knee in season opener during his senior year keeping him out of all but three games...All-star football player at Ringgold High School in Monogahela, PA, which also produced retired quarterback Joe Montana...Majored in finance...Married (Anita).

PETERSON'S Pro Stats

	Int-Yds	Tkls-Solo	FFum	FumRec	Pass Def	Sack-Yds	G-GS
1994 San Francisco	0	5-4	0	0	0	0	14-0
1994 San Francisco	0	2-0	0	0	0	0	15-0
1994 San Francisco	0	1-1	1	0	0	0	13-0
Career	0	8-5	1	0	0	0	42-0
Playoffs	0	0-0	0	0	0	0	2-0



EVAN PILGRIM

65

Guard

6-4 304

August 14, 1972

BYU

Bear Season: 3 NFL Season: 3

Acquired in 2nd round of 1995 draft

PRO CAREER: Played in six games in 1996...Inactive every game as a rookie.

1996 SEASON — Dressed but did not play in first three games...Saw first NFL action at Det (9/22)...Played guard vs Oak (9/29)...Inactive vs GB (10/6)...Played right guard for most of 2nd half after Todd Burger left with an injury at NO (10/13)...Saw limited action at Min (10/28)...Dressed but did not play vs TB (11/3)...Played in goaline package at Den (11/10)...Dressed but did not play at KC (11/17)...Inactive vs Det (11/24) and at GB (12/1)...Played vs StL (12/8)...Dressed, DNP vs SD (12/14)...Inactive for finale at TB (12/22). **Games played-started:** 6-0

PREVIOUS SEASONS: 1995 — Inactive all 16 games...Drafted in third round (87th overall).

COLLEGIATE, PERSONAL: First of three BYU offensive linemen drafted in 1995 (49ers' Tim Hanshaw and Raiders' Eli Herring)...3-year starter at right guard for Cougars...One of strongest players in BYU history with 505-lb. bench press...Second team all-America by AP; first-team all-WAC as a senior...Redshirted as true freshman (1990)...Lettered in football, basketball, track at Antioch (CA) High...Married (Andrea)...Daughter (Ciel — which means "heaven" in French).



OCTUS POLK

69

Guard

6-3 345

September 17, 1971

Stephen F. Austin (TX)

Bear Season: 3 NFL Season: 3

Acquired as an undrafted free agent in 1995

PRO CAREER: Inactive for all 11 games while on active roster in 1996.

1996 SEASON — Spent five weeks on practice squad and 11 on active roster...Inactive in first two games (vs Dal, 9/2; at Wash, 9/8)...Waived (9/9) and signed to practice squad (9/11)...Re-signed to active roster 10/16...Inactive for final nine games. **Games played-started:** 0-0

PREVIOUS SEASONS: 1995 — Waived in final cutdown but re-signed to practice squad (8/29)...Signed to 53-player roster (12/6) and was inactive 3 games...Signed as undrafted free agent.

COLLEGIATE, PERSONAL: First name pronounced: OTIS...Pre-season all-America and two-time all-conference...Started final 23 games of career...Team captain as senior...One of just two seniors to start on line which allowed just 15 sacks in 11 games...Started all 12 games for SFA offense which ranked 12th in the nation rushing (242.8 ypg)...Helped set school mark with 2,913 rushing yards...Spent 1992 on scout units...Started two years at Abilene Christian before transferring...First-team all-district and all-state selection at Sulphur Springs, TX...Single.



RICKY PROEHL

87

Wide Receiver

6-0 190

March 7, 1968

Wake Forest

Bear Season: 1 NFL Season: 8

Signed as an unrestricted free agent in 1997

PRO CAREER: Signed by Chicago (4/10/97) as a free agent from Seattle...Missed only games (8) of seven-year NFL career in 1995...Arizona's top receiver from 1990-94 with 287 catches for 3,840 yards...Seven career 100-yard games.

1996 SEASON — Finished fourth on Seahawks in receiving yards (309) and tied for second in touchdown receptions (2)...Started games 11-16 for injured Brian Blades...Opened season with three catches for 29 yards at SD (9/1)...Led team with six receptions for 95 yards and a touchdown vs Min (11/10) in first start of season...Top receiver with four catches for 91 yards, including a season-long 56 yard catch, vs Buf (12/8)...Two catches for 17 yards, including a 10-yard touchdown from Rick Mirer at Jax (12/15). **Games played-started:** 16-7

PREVIOUS SEASONS: **1995** — Missed first games (8) of NFL career after breaking foot in Season Opener vs KC (9/3)...Inactive weeks 2-9...Returned to field as a reserve wideout, catching five balls for 29 yards...Acquired by Seahawks from Arizona for a fourth-round 1995 draft choice. **1994** — Finished second on Cardinals with 651 yards on 51 receptions and four touchdowns...Opened season with four catches for 22 yards at LA Rams (9/4)...Led wide receivers with five catches for 63 yards and a touchdown at Wash (10/16)...Three receptions for 40 yards and a touchdown vs Dal (10/23)...Five catches for 36 yards and a touchdown at Phil (11/6)...Led team with 89 yards on four catches vs Wash (12/11)...Two receptions for 26 yards and a touchdown vs Cin (12/18). **1993** — Set career-bests as Cardinals top receiver with 65 catches for 877 yards and seven touchdowns...Second consecutive season with 60 or more catches...Tied club record with five straight games with a receiving touchdown...Caught four balls for 43 yards and a touchdown vs Dal (9/19)...Six receptions for 99 yards and a touchdown following week at Det (9/26)...Two touchdown grabs vs NE (10/10)...Season-high 115 yards (5 receptions) and a touchdown vs Wash (10/17)...Eight catches for 76 yards, 72 yards in second half, and a touchdown at SF (10/24)...Six catches for 81 yards and a touchdown at NYG (11/28). **1992** — Led team with 60 receptions for 744 yards and three touchdowns...Three catches for 29 yards and a touchdown vs Phil (9/13)...Four receptions for 51 yards and a touchdown vs SF (11/1)...Career-best nine receptions for 126 yards in victory at LA Rams (11/8)...Reception streak of 33 games snapped vs Dal (11/22)...Back-to-back 100-yard games at Wash (11/29) with 104 yards (7 catches) and vs SD (12/6) with 112 yards (6 catches). **1991** — Second on team with 55 receptions for 766 yards and two touchdowns...Caught at least one pass in every game...Returned four punts for 26 yards and rushed three times for 21 yards...Opened season with five catches for 69 yards at LA Rams (9/1)...Season-high 107 yards (four catches) and a touchdown vs NE (9/29)...Season-high six catches for 54 yards at NYG (10/6)...Three catches for 46 yards and a touchdown vs NYG (11/10).

1990 — Named First-team All-Rookie (Pro Football Writers Association, UPI, Pro Football Weekly, College and Pro Football Newsweekly, Football Digest)...Set club rookie record and led all NFL rookie receivers with team-best 56 catches for 802 yards and four touchdowns...First rookie to lead team in receiving since 1950 (Bob Shaw, 48 receptions)...Opened NFL career with five catches for 66 yards at Wash (9/9)...Six catches for 102 yards and first career touchdown vs Atl (12/9)...Four catches for 21 yards and a touchdown vs NYG (12/23). Recovered on-side kick in late comeback bid... Season-best seven grabs for career-high 132 yards and a touchdown in finale vs Phil (12/29).

COLLEGIATE, PERSONAL: Four-year letterman at Wake Forest...Finished career with school-record 188 receptions for 2,949 yards and 25 touchdowns. All three marks ranked second all-time in ACC history...Led conference in receiving as a senior with 65 receptions for 1,053 yards and 11 touchdowns...Played in Blue-Gray and East-West All-Star Games after senior season...Led team in receiving for three straight seasons...Lettered in football and baseball at Hillsborough (NJ) High School...Family has held season tickets to New York Giants since team played at Polo Grounds...Committed \$100,000 to Wake Forest Athletic Department in 1995... Majored in Speech Communications...Married (Kelly)...Daughter (Alexandria) and son (Austin).

PROEHL'S Pro Stats

	Rec	Yds	Avg	Lg	TD	Rush	Yds	Avg	Lg	TD	G-GS
1990 Phoenix	56	802	14.3	45t	4	1	4	4.0	4	0	16-2
1991 Phoenix	55	766	13.9	62t	2	3	21	7.0	17	0	16-16
1992 Phoenix	60	744	12.4	63t	3	3	23	7.7	10	0	16-15
1993 Phoenix	65	877	13.5	51t	7	8	47	5.9	17	0	16-16
1994 Arizona	51	651	12.8	63	5	0	0	0	0	0	16-16
1995 Seattle	5	29	5.8	9	0	0	0	0	0	0	8-0
1996 Seattle	23	309	13.4	56	2	0	0	0	0	0	16-7
Career	315	4,178	13.3	63t	23	15	114	7.6	17	0	104-72

Also: Punt Returns: 1-2 in 1990; 4-26 in 1991.

Passing: 1 attempt, 1 interception in 1992.

PROEHL'S Single Game Highs

Receptions: 9 at LA Rams (11/8/92)

Receiving TDs: 2 vs NE (10/10/93)

Yards: 132 vs Phil (12/29/90)

Long: 63t vs SD (12/6/92)

BEAR BIRTHDAYS DURING THE SEASON

day	SEPTEMBER	age	16	Tafa Jefferson	23	11	Michael McCaskey	54
1	Chris Martin	23	19	Marvin Thomas	24	17	Marty Carter	28
4	John Thierry	26	20	Marcus Keyes	24	17	Carl Reeves	26
4	Shawn Swayda	23	27	Steve Little	36	17	Mike Miano	24
5	Tom Carter	25	day	NOVEMBER	age	23	Raymont Harris	27
6	Kerry Jenkins	24	1	Van Hiles	22	23	Steve Stenstrom	26
9	Mike Dulaney	28	5	Ryan Wetnight	27	25	Marlon Forbes	26
9	John Allred	23	6	Erik Kramer	33	28	Tony Wise	46
16	Anthony Marshall	27	11	Jack Jackson	25	28	Jimmy Clements	24
17	Octus Polk	26	15	Ivan Fears	43			
22	Bob Sapp	24	26	Jeff Jaeger	33	day	JANUARY	age
24	Phillip Riley	25	28	Todd Perry	27	1	Andy Heck	31
27	Alonzo Spellman	26	day	DECEMBER	age	4	Todd Sauerbrun	25
			4	Ricky Parker	23	7	Bobby Engram	25
			10	Rob Davis	29	17	Kevin Swayne	22
						28	Barry Minter	28
day	OCTOBER	age						
8	Rashaan Salaam	23						

CARL REEVES



68

Defensive End

6-4 265

December 17, 1971

North Carolina State

Bear Season: 2 NFL Season: 2

Acquired in 6th round of 1995 draft

PRO CAREER: Spent spring of 1997 playing for WLAFF's Barcelona Dragons...Played in five games in 1996 after missing entire rookie campaign due to a dehydrated back and related problems suffered in pre-training camp workouts...

1996 SEASON — Finished with five tackles in five games...Inactive first three games of season... Played in next four games...First NFL tackle at Det (9/22)...Career-high four tackles and a forced fumble vs GB (10/6)...Dressed but did not play at Min (10/28)...Inactive vs TB (11/3)...Dressed but did not play at Den (11/10)...Saw limited action at KC (11/17)...Inactive for final five weeks. **Games played-started:** 5-0

PREVIOUS SEASONS: 1995 — Suffered severe dehydration during pre-training camp workouts... Placed on IR (8/22) for remainder of season...Drafted in sixth round (198th overall).


COLLEGIATE, PERSONAL: Second best sack total in school history (22.5) and career leader with 45 tackles for loss...Totaled 205 tackles in 37 career games...Earned all-ACC second-team honors after finishing fifth in conference with 14 tackles for loss as a senior...Had six sacks to rank sixth in ACC...Third on team with 77 tackles...Had nine QB pressures...Named NC State MVP as senior; also team captain...ACC Defensive Lineman of Week after registering 16 tackles vs. Duke...Also had 14 tackles including three for-losses against North Carolina, 10 tackles vs. Florida State...Had seven tackles 1.5 sacks and only career interception vs. Louisville...Broke leg in final scrimmage prior to junior season but returned for final four games and Hall of Fame Bowl...All-state choice at North Durham (NC) High after registering 17 sacks and leading team to 12-1 mark as senior...Business management major...Married (Iris).

REEVES' Pro Stats

	Int-Yds	Tkls-Solo	Force Fum	Fum Rec	Pass Def	Sack-Yds	G-GS
1996	0	5-1	1	0	0	0	5-0
Career	0	5-1	1	0	0	0	5-0

Oh-for-Two, Twice...

The Bears are one of four NFL teams *not* to have made a *two-point conversion* in the past two seasons. The Bears are 0-6 during that period, including 0-5 last year. Kansas City (0-4), Oakland (0-3), and Washington (0-2) are also on the No-for-Two list. The Bears converted 2-6 in 1994, the first year of the 2-point PAT. Bears' opponents during the three-season span are 4-6 (3-4, 1-1, and 0-1 respectively in 1994, '95, and '96). The Bears last 2-pointer was on September 18, 1994: a pass from Erik Kramer to Jeff Graham, the final points in a 42-14 Bears loss to Minnesota.



RASHAAN SALAAM

31

Running Back

6-1 224

October 8, 1974

Colorado

Bear Season: 3 NFL Season: 3

Acquired in 1st round of 1995 draft

PRO CAREER: Fought injuries over majority of '96 season...Bears' leading rusher in '95 and only player to rush in every game...1,074 yards and six 100-yard rushing games.

1996 SEASON — Teams second leading rusher with 496 yards and three touchdowns on 143 carries...Recorded teams longest run from scrimmage with a 32-yard attempt vs StL (12/8)...Seven catches for 44 yards and first career touchdown reception...Sixth career 100-yard rushing day with 115 yards and two touchdowns on 19 carries vs StL (12/8)...Missed first three games of season with injured right knee and hamstring suffered in final pre-season contest vs KC (8/22)...Returned to starting line-up with 27 yards on 10 carries at Det (9/22)...Caught an 11-yard pass for a touchdown and gained 77 yards on 24 carries vs Oak (9/29)...11 rushes for 36 yards and a touchdown at Min (10/28)...Came off the sideline for 54 yards on 16 carries vs TB (11/3)...Returned to starting spot at Den (11/10) with 11 carries for 53 yards...Inactive at KC (11/17) with injured knee suffered in practice (11/14)...Returned to action with nine yards on six carries vs Det (11/24)...Played as a reserve in final five games...Right thumb surgery (4/29/96) result of work-out injury. **Games played-started:** 12-6

PREVIOUS SEASONS: 1995 — Set Bear rookie marks in both rushing attempts (296) and rushing yards (1,074)...Carried 10 times for 47 yards and one TD in season opener as back-up to Tillman...Scored two TDs on 11-29 rushing on MNF vs. GB (9/11)...Led team with 20 carries as Green was injured at TB (9/17)...Made first pro start following week at StL (9/24) and finished with 40 yards on 16 carries...First 100-yard game on his 21st BD vs. Car (10/8) with 28-105...First pro catch in Week 7 at Jax (10/15), 18-yard reception...29-109 and 1 TD vs. Hou (10/22)...Two TDs on 13-54 rushing at GB (11/12)...Broke Payton's rookie attempt mark of 196 vs. NYG (11/26)...Only road 100-yard game at Cin (12/10) 22-105 and 1 TD...Game ball vs. TB (12/17) for 27-134 and 3 TDs and season-long 42-yard sprint. First 3-TD game by a Bear since Anderson in 1989...Had third straight 100-yard game and season-high 30 carries in surpassing 1,000-yard mark and Beattie Feathers' 1934 rookie season record of 1,004 yards in finale vs. Phil (12/24) with 30-122... Nine fumbles, eight lost (Payton had nine as a rookie in 1975)...Drafted in first round (21st overall).

COLLEGIATE, PERSONAL: Heisman Trophy winner after rushing for 2,055 yards and 24 touchdowns as junior...Second on Buffs all-time rushing list with 3,057 yards (Eric Beiniemy 3,940)...Set school mark with four 200-yard rushing performances...Fourth Heisman Trophy winner to play for Bears: Johnny Lujack (1948-51), John Huarte (1972), and Doug Flutie (1986)... Unanimous all-American and all-Big Eight first-team selection...All-Big Eight first-team by coaches, second-team by media as sophomore...All-American at LaJolla (CA) Country Day High...Played eight-man football...Averaged 13.0 yards and scored 31 TDs as senior...Averaged 18.8 yards, scored 50 TDs as junior...Business

Communications major...Father, Sultan Salaam (known as Harold "Teddy" Washington during his playing days) played at Colorado and San Diego State, Cincinnati Bengals before heading to CFL...Voted winner of Piccolo Award for loyalty, courage, and teamwork...Given name Rashaan Iman Salaam, which means Righteous, Faith, Peace...Single

SALAAM's Pro Stats

	RushYds	Avg	Lg	TD	Rec	Yds	Avg	Lg	TD	G-GS
1995	296 1,074	3.6	42	10	7	56	8.0	18	0	16-11
1996	143 496	3.5	32	3	7	44	6.3	11	1	12-6
Career	439 1,570	3.6	42	13	14	100	7.1	18	1	28-17

Salaam game-by-game

1995	W/L	Opponent	Rush_Yds	Lg	TDs	Rec	Yds	Lg	TDs
9/3	W	Minnesota	10 47	10	1	0	0	0	0
9/11	L	Green Bay	11 29	8	2	0	0	0	0
9/17	W	at Tampa Bay	20 55	11	0	0	0	0	0
*9/24	L	at St. Louis	16 40	8	0	0	0	0	0
*10/8	W	Carolina	28 105	14	0	0	0	0	0
*10/15	W	at Jacksonville	20 79	12	0	2	25	18	0
*10/22	W	Houston	29 109	16	1	0	0	0	0
*10/30	W	at Minnesota	14 36	14	0	1	4	4	0
*11/5	L	Pittsburgh	21 63	8	0	0	0	0	0
11/12	L	at Green Bay	13 54	13	2	0	0	0	0
*11/19	L	Detroit	12 17	6	0	0	0	0	0
*11/26	W	at NY Giants	16 76	18	0	2	14	9	0
*12/4	L	Detroit	7 3	7	0	1	6	6	0
12/10	L	at Cincinnati	22 105	19	1	0	0	0	0
*12/17	W	Tampa Bay	27 134	42	3	1	7	7	0
*12/24	W	Philadelphia	30 122	21	0	0	0	0	0
1996	W/L	Opponent	Rush_Yds	Lg	TDs	Rec	Yds	Lg	TDs
9/2	W	Dallas	Did Not Play - Knee						
9/8	L	at Washington	Did Not Play - Knee						
9/15	L	Minnesota	Did Not Play - Knee						
*9/22	L	at Detroit	10 27	8	0	2	13	7	0
*9/29	W	Oakland	24 77	17	0	1	11	11	1
*10/6	L	Green Bay	20 43	13	0	1	2	2	0
*10/13	L	at New Orleans	14 40	17	0	1	1	1	0
*10/28	W	at Minnesota	11 36	13	1	0	0	0	0
11/3	W	Tampa Bay	16 54	13	0	0	0	0	0
*11/10	L	at Denver	11 53	16	0	1	9	9	0
11/17	L	at Kansas City	Did Not Play - Knee						
11/24	W	Detroit	6 9	6	0	0	0	0	0
12/1	L	at Green Bay	0 0	0	0	0	0	0	0
12/8	W	St. Louis	9 115	32	2	0	0	0	0
12/14	W	San Diego	5 7	4	0	0	0	0	0
12/22	L	at Tampa Bay	7 35	12	0	1	8	8	0

(* Salaam started game)



TODD SAUERBRUN

16

Punter / Kickoffs

5-10 209

January 4, 1973

West Virginia

Bear Season: 3 NFL Season: 3

Acquired in 2nd round of 1995 draft

PRO CAREER: Tied for sixth in NFL with 44.8 yard punting average in 1996...Also kicks off.

1996 SEASON — UPI all-NFC second team punter...His 44.8 gross yard punting average was the second highest season mark in Bears history...Completed both of his passing attempts on fake punts for 63 yards and two first downs and rushed for a third first down...Recorded NFC's longest punt of season with a 72-yard effort at Wash (9/8)...Opened season grossing career-high 53.3 yard average in 3 punts vs Dal (9/1). Threw 47-yard pass to R. Harris on fake punt...Career-high 358 yards punting in seven attempts (51.1 avg), dropping two in-the-20, and two touchbacks on three kickoffs vs Min (9/15)...Grossed 52.7 yard avg. on three punts vs GB (10/6). Completed 16-yard pass to Ingram on fake punt...Seven punts for 49.7 yard avg. and long of 60 at KC (11/17)...Dropped 2 of 5 punts in-the-20 for 43.4 yard avg. vs StL. **Games played-started:** 16-0

PREVIOUS SEASONS: 1995 — Five punts for 38.4 yards including 52-yard long and six kickoffs for two TBs in Season Opener vs. Min (9/3)...Kicked all three punts in-the-20 vs. GB (9/11)...Season-long 61-yarder in five punts at TB (9/17)...Season-high seven punts for 277 yards and two in-the-20 vs. Car (10/8)...Three touchbacks on seven kickoffs and one 29-yard punt in-the-20 at Jax (10/15)...Won punt-off vs. Mitch Berger and kicked four times for 41.8 gross at GB (11/12)...Inactive as Pat O'Neill punted vs. Det (11/19)...Regained punting duties following week at NYG (11/26) with 42.0 avg. and 50-yard long on five punts and one touchback on five kickoffs...Drafted in second round (56th overall).

COLLEGIATE, PERSONAL: Premier specialist in college football...Holds school record with 46.2 yard average which broke NCAA-1A mark of 45.6 avg. by Iowa's Reggie Roby (1979-82)... Also an effective kickoff weapon; 115 of 215 were not returned...Unanimous all-American and all-Big East first team pick as a senior...Led nation as he set record with 72 punts for 3,486 yards (48.4 avg.), topping previous single season mark of 48.2 by Vanderbilt's Ricky Anderson in 1984 ...Had 32 punts for 50+ yards, breaking record of 31 by Wake Forest's Chuck Ramsey in 1972... Averaged 45.1 yards and kicked 62-yard FG as senior at Ward Melville H.S. in Setauket, NY... Also one of state's top prep lacrosse players...Physical education major...Single.

SAUERBRUN'S Pro Stats

	Punts	Yds	Avg	TB	In-20	Lg	Blk	Net	G
1995	55	2,080	37.8	6	16	61	0	31.1	15
1996	78	3491	44.8	12	15	72	0	34.9	16
Career	133	5571	41.9	18	31	72	0	33.3	31

Also: Kickoffs - Touchbacks: 126-15 — 1995 (65-6), 1996 (61-9)

Passing : 2-2-63 in 1996; Rushing: 1-3 in 1996



CARL SIMPSON

98

Defensive Tackle

6-2 292

April 18, 1970

Florida State

Bear Season: 5 NFL Season: 5

Acquired in 2nd round of 1993 draft

PRO CAREER: Started all 16 games in 1996 after starting 15 games in first three years.

1996 SEASON — Only defensive lineman to start all 16 games...Finished third among linemen with 76 tackles...Recorded five stops in Season Opener vs Dal (9/2)...Seven tackles, one for a loss, and a sack (seven yards) at Det (9/22)...Career-high 10 stops, one forced fumble and two fumble recoveries at NO (10/13)...Six tackles, one for a loss, at KC (11/17)...Recorded a partial sack and two tackles vs Det (11/24)...Seven stops, three solo, at GB (12/1)...Recorded six tackles in season finale at TB (12/22). **Games played-started:** 16-16

PREVIOUS SEASONS: 1995 — Rotated entire season with Flanigan and Zorich...Started in Opener and recorded three tackles vs. Min (9/3)...Four tackles, two solo, and two fumble recoveries at TB (9/17)...Started at right end vs. Pit (11/5) and recorded season-high five tackles, three solo, one forced fumble, and 10-yard sack...Starting right end at NYG (11/26) and matched season-high with five stops. **1994** — Started first two games of season and totaled four tackles...Inactive vs. Min (9/18) with sore hip...Played at NYJ (9/25), but did not start...Played three-plus quarters at TB (11/6) when Spellman was ejected...Returned to starting line-up at Mia (11/13) and recorded career-high eight stops, four solo...Six tackles at Min (12/1)...One stop at GB (12/11)...Rotated for Zorich and Fontenot vs. Rams (12/18)...Started vs. NE (12/24) and registered three solo stops...Started at tackle and finished with four stops at Min (1/1/95)...Tied for third with seven tackles at SF (1/7/95). **1993** — Played in first two games, inactive for next five, and played in last nine spelling Zorich and McMichael...Blocked first quarter field goal at SD (11/14)...Half-sack at KC (11/21)...Two tackles at Rams (1/2)...Post-season scope on left knee (2/3/94)...Drafted in second round (35th overall).

COLLEGIATE CAREER: Made transitions from tight end to defensive end to defensive tackle...Two-year starter for Seminoles...First-team all-ACC in final season...Led FSU linemen with 65 tackles, nine sacks, and five tackles-for-loss...10-tackles, sack, and one for-loss vs. Miami...Played in all 12 games of junior season finishing with 53 tackles...His 11 sacks were most by a Seminole in 15 years...Eight tackles and three sacks against Miami...Made switch from tight end to defensive end as sophomore and recorded 30 tackles, four fumble recoveries, and 1.5 sacks...Fumble recovery vs. Miami, sack vs. Florida...Saw limited action as freshman reserve tight end...Redshirted as true freshman in 1988...All-state honorable mention as defensive tackle and tight end at Appling County High in Georgia...Had 19 receptions for 254 yards as senior...Set school mark in shot put...Graduated with degree in criminology; is working on double major in sociology...Aspires to work as FBI agent after football career...Single.

SIMPSON'S Pro Stats

	Int-Yds	Tkls-Solo	Force	Fum	Fum Rec	Pass Def	Sack-Yds	G-GS
1993	0	7-2	0	0	1	0.5-5	11-0	
1994	0	42-21	0	0	0	0	15-8	
1995	0	37-19	1	2	0	1-10	16-7	
1996	0	76-36	1	2	2	1.5-9	16-16	
Career	0	162-78	2	4	3	3-24	58-31	
Playoffs	0	11-3	0	0	0	0-0	2-2	

SIMPSON'S Single Game Highs

Tackles: 10 at NO (10/13) Solos: 4 at Mia (11/13/94)

WANNSTEDT'S ROSTER

The following 263 players have all been part of the Chicago Bears since Dave Wannstedt took over as the 11th head coach in team history in January, 1993. Some players have been waived or lost to free agency; others were under contract and simply not re-signed; and some were only part of training camp. However, four current Bears have been with Coach Wannstedt since Day One: tight end Keith Jennings, defensive end Alonzo Spellman, tackle James "Big Cat" Williams, and defensive tackle Chris Zorich.

Abraham, Clifton	Cox, Jamal	Hobbs, Ed	McGuire, Gene	Siever, Paul
Adams, Scott	Cox, Ron	Hoffmann, Dave	McMichael, Steve	Simpson, Carl
Age, Lewis	Crowe, Andy	Hogans, Richard	McMurtry, Greg	Smith, Vernice
Alcorn, Daron	Crumpton, Robert	Hoge, Merrill	McNerney, Pat	Smith, Vinson
Allen, Tremayne	Cunningham, Ed	Holder, Chris	Miano, Mike	Snow, Percy
Allred, John	Davis, Rob	Hollie, David	Miller, Maurice	Soward, Marcus
Anderson, Neal	Davis, Wendell	Holloway, Bobby	Minfield, Kevin	Spears, Marcus
Armstrong, Trace	DeHoog, Mike	Horton, Jeff	Minter, Barry	Spellman, Alonzo
Augustino, Jason	Dent, Richard	Houston, Harrison	Mirer, Rick	Steeple, Matthew
Austry, Darnell	Douglass, Maurice	Howard, Dana	Morgan, Anthony	Stenstrom, Steve
Auzenne, Troy	Dulaney, Mike	Huerta, Carlos	Morris, Ron	Stinson, Lemuel
Baker, Myron	Dunning, Josh	Hughes, Tyrone	Morrissey, Jim	Sullivan, Mike
Banks, Fred	Durgin, Marcus	Ineland, Darwin	Muster, Brad	Sullivan, Kent
Bass, Robert	Eilers, Pat	Ivlow, John	Myslinski, Tom	Sutton, Clarence
Bellamy, Mike	Ellisor, John	Jackson, Jack	Neely, Bobby	Swayda, Shawn
Bennett, Brandon	Engram, Bobby	Jackson, John	Nichols, Tony	Swayne, Kevin
Berger, Mitch	Epps, Tony	Jaeger, Jeff	Norman, Todd	Tate, David
Blackwell, Kelly	Fain, Richard	Jefferson, Tafe	O'Neill, Pat	Teichelman, Lance
Blair, Don	Ferguson, Danyell	Jenkins, Kerry	Obee, Terry	Terry, John
Blaylock, Anthony	Flanagan, Jim	Jennings, Keith	Pace, Stephen	Thayer, Tom
Bonnell, Scott	Fleeks, Carlos	Johnson, Ahmani	Parker, Ricky	Thayer, John
Bortz, Mark	Fontenot, Al	Johnson, Anthony	Parrish, James	Thomas, Mark
Bowens, Fabien	Fontenot, Jerry	Johnson, Keshon	Paul, Markus	Thomas, Marvin
Brewer, Dewell	Forbes, Marlon	Johnson, Tony	Pauk, Tim	Thomas, Stan
Briggs, Greg	Frier, Matt	Jones, Dante	Perry, Todd	Thompson, Aubrey
Brinton, Shane	Furrer, Will	Joseph, Dwayne	Perry, William	Thompson, Darrell
Brooks, Anthony	Gales, Kenny	Jurkovic, Mirko	Peterson, Anthony	Thornton, Jim
Brooks, Donny	Gardocki, Chris	Kacmarynski, Mark	Phillips, Jay	Tillman, Lewis
Burger, Todd	Garvin, Lauren	Kaplan, Scott	Pilgrim, Evan	Timpson, Michael
Burton, James	Gayle, Shaun	Keyes, Marcus	Polk, Octus	Tobias, Michael
Bussie, Arthur	Gedney, Chris	Kmet, Frank	President, Andre	Turner, Derrick
Butler, Kevin	Gentry, Dennis	Kozlowski, Glen	Primus, Greg	Van Horne, Keith
Butterfield, Mark	Olivins, Reggie	Kramer, Erik	Proehl, Ricky	Villanil, Chris
Cain, Joe	Goodwin, Matt	Krichbaum, Mark	Rakoczy, Gregg	Waddle, Tom
Carrier, Mark	Govi, Mark	Krieg, Dave	Randolph, Charles	Wagner, Barry
Carter, Daryl	Graham, Jeff	Leaks, David	Ray, Rodney	Walker, Cedric
Carter, Marty	Grasmanis, Paul	Leeuwenburg, Jay	Reeves, Carl	Walsh, Steve
Carter, Tom	Greely, Buckley	Lewis, Darren	Riley, Pat	Washington, Shawn
Carter, Tony	Green, Mark	Lewis, Nate	Riley, Philip	Wetnight, Ryan
Cash, Kerry	Green, Robert	Lewis, Scotty	Rivera, Ron	Whitaker, Danta
Christian, Bob	Harbaugh, Jim	Lewis, Tim	Roberts, Ray	White, Kenny
Clark, Jon	Harris, Kevin	Lincoln, Jeremy	Robinson, Marcus	Williams, James
Clements, Jimmy	Harris, Raymont	Littleton, Seth	Roper, John	Williams, Tyrone
Cobb, Trevor	Harris, Sean	Lowery, Michael	Ryan, Tim	Willis, Peter Tom
Coleman, Mill	Harris, Walt	Lumelski, Zev	Salaam, Rashaan	Wojciechowski, John
Coleman, Shaston	Harris, Willie	Lundy, Dennis	Sanders, Steven	Woodford, Donnell
Collier, Dennis	Hawkins, Garland	Mack, Rico	Sapp, Bob	Worley, Tim
Collier, Ervin	Heck, Andy	Mangum, John	Sauerbrun, Todd	Wright, Eric
Conway, Curtis	Heyward, Craig	Marshall, Anthony	Saul, Tracy	Wynn, Larry
Cook, Marv	Hicks, Michael	Martin, Chris	Schwartz, Jim	Zitelli, Emmett
Cooper, Reggie	Highower, Mike	Martin, John	Scott, Jim	Zornat, Greg
Cousin, Terry	Hiles, Van	Matthews, Shane	Shedd, Kenny	Zorich, Chris
Cox, Bryan	Hill, Lloyd	McCardell, Keenan	Shorten, Oscar	

ALONZO SPELLMAN



90

Defensive End

6-4 292

September 27, 1971

Ohio State

Bear Season: 6 NFL Season: 6

Acquired in 1st round of 1992 draft

PRO CAREER: Returned to right end in 1996 after spending 1995 at left end...Led team with eight sacks in '96...Played in every game over last four years...Backed up Richard Dent at right end in first two seasons...Missed just one game in four seasons...22 career sacks...Designated Bears' "transition player"...Signed offer sheet with Jacksonville (2/17/96); Bears matched.

1996 SEASON — Led team with eight sacks for 67 yards in losses...Tied for lineman lead with 78 tackles (Flanigan)...Played middle fourth of season with a club cast on left hand...Opened season with five tackles, three solo vs Dal (9/2)...Recorded five tackles vs Min (9/15) before dislocating left middle finger in fourth quarter forcing him from game...Season-high seven tackles and one sack in consecutive weeks vs GB (10/6) and at NO (10/13) despite wearing cast...Four tackles, a forced fumble, one pass defense and a sack (14 yards) at Min (10/28) in first game after cast was removed...One sack for fourth straight week and three tackles vs TB (11/3)...Six stops and a sack at KC (11/17)...Five tackles, one sack and a forced fumble at GB (12/1)...Missed start on coaches decision and ejected in fourth quarter for fighting vs StL (12/8) after recording two tackles and a sack...One sack and six tackles in season finale at TB (12/22). **Games played-started:** 16-15

PREVIOUS SEASONS: **1995** — Set club record for sacks in consecutive games with final four of 1994 and first three of 1995...Seven-yard sack and five stops in Opener vs. Min (9/3)...1.5 sacks for 10 yards and one forced fumble at TB (9/17)...Three tackles, forced fumble, pass defended, and 10-yard sack vs. Hou (10/22)...Season-high seven tackles, four solo, at Min (10/30)...Career-best three sacks for 16 yards and two forced fumbles vs. Phil (12/24)...Moved from right to left end during '95 training camp. **1994** — Started every game at right end...Third on team with eight pass break-ups; third on defensive line with 60 tackles...Moved to tackle in nickel defense...Eight-yard sack, 31-yard interception return, and forced fumble at NYJ (9/25)...Eleven-yard fourth quarter sack vs. Buf (10/2)...Two passes defended vs. NO (10/9)...Ejected in first quarter at TB (11/6) for fighting with Paul Gruber...Half-sack and five stops at Min (12/1)...Seven stops, four solo, and three-yard sack at GB (12/11)...Career-high eight stops, pass defended, four-yard half-sack and blocked field goal vs. Rams (12/18)...Two passes defended and 10-yard sack vs. NE (12/24)...Five tackles, lone Bear sack, and only fumble recovery at SF (1/7/95). **1993** — Played in every game...Five tackles at Min (9/12) and one-half sack in re-match vs. Min (10/25)...Three solos and one sack vs. Raid (11/7)...Season-high six tackles, five unassisted, and one 12-yard sack at SD (11/14)...Did not practice prior to game at TB (12/12) with injured elbow, played sparingly, notched one tackle. **1992** — Had 14-yard sack in season opener vs. Det (9/6)...Two tackles, one solo, one pass defended, and one sack vs. TB (10/18)...Missed practice (11/28) and was subsequently inactive at Clev (11/29)...Four tackles and one sack at Det (12/20)...Season-high seven tackles, three solo, and one sack at Dal (12/27)...Drafted as junior in first round (22nd overall).

COLLEGIATE, PERSONAL: Three-year starter at OSU...First-team all-Big Ten by AP and Buckeyes' Most Valuable Player as junior...Started nine games, missing two due to academic problems...Three sacks and nine tackles-for-losses...Also knocked down three passes and forced a fumble...Season-high eight tackles vs. Arizona and Indiana...Roomed with Raymont Harris, Bears' fourth-round pick in '93...First-team all-Big Ten as sophomore...Rated second best defensive end by Sporting News...Career-best 52 tackles, including two sacks and nine tackles-for-loss...Best outing was eight tackles, sack, two tackles-for-loss and pass deflection in win over Minnesota...One of top freshman in country, earning all-Big Ten honorable mention...Emerged as starter at outside linebacker prior to Big Ten season and tied for team lead with four sacks...Led squad with 10 tackles-for-loss...Had 11 stops, sack, and two tackles-for-loss in 35-31 win over Indiana...Moved to defensive end in spring practice prior to sophomore season...USA Today first-team all-America and New Jersey Player of Year as senior at Rancocas Valley (NJ) High, same school as Franco Harris...Registered 104 tackles and 14 sacks as senior...Led team to state title as junior...Led school's basketball team to 24-3 record as senior averaging 17 points and 22 rebounds...Works closely with children charities...United Way spokesman...Assists children through his charity foundation...Business major...Married (Lizzie).

SPELLMAN'S Pro Stats

	Int-Yds	Tkls-Solo	Force	Fum	Fum Rec	Pass Def	Sack-Yds	G-GS
1992	0	30-15	0	0	0	1	4-26	15-0
1993	0	28-15	0	0	0	0	2.5-14	16-0
1994	1-31	60-35	1	0	0	8	7-49	16-16
1995	0	66-41	4	1	5	5	8.5-53	16-16
1996	0	78-46	3	0	2	2	8-67	16-15
Career	1-31	262-152	8	1	16	16	30-209	79-47
Playoffs	0-0	6-2	0	1	1	1	1-5	2-2

SPELLMAN'S Single Game Highs

Tackles: 8 vs. Rams (12/18/94)

Solo: 5 at SD (11/14/93)

Sacks: 3 vs. Phil (12/24/95)

UNDRAFTED FREE AGENTS


The Bears signed 12 undrafted free agents, a decrease from the 14 signed last year, but more than the 11 undrafted players signed prior to the 1995 season. (Two of the twelve, however, will not go to Platteville: one was cut, and one left the squad). The Bears signed 17 undrafted free agents before the 1994 campaign. Last season, Michael Lowery made the Opening Day roster and played in all 16 games; Bobby Neely played in eleven games and started five before going out for the year with an injury; and Chris Martin saw action before also suffering a season ending injury. In addition, Jason Augustino was injured in Platteville and spent the year on IR, but will participate in training camp this season.

In 1995, Fabien Bowens, Marlon Forbes, and Octus Polk were all signed to the practice squad, with Bowens and Polk moving to the 52-player roster late in the season. All remain on the current roster.

In 1994, Tony Carter made the Opening Day roster as an undrafted free agent, while Greg Primus, Darwin Ireland, and Anthony Marshall saw action later in the season. In addition, Dwayne Joseph and Todd Norman became part of the practice squad; Robert Bass, Garland Hawkins, and Marcus Durgin were placed on IR with training camp injuries; and Cedric Walker was invited back to camp the following year.

The following players on the Chicago roster were also signed as undrafted free agents, though not all were originally signed by the Bears: Mark Butterfield (1996 by Arizona), Charles Randolph (1996 by Baltimore), Mill Coleman (1995 by Detroit), Mike Dulaney (1993 by Cincinnati), Todd Burger (1993), Rob Davis (1993 by New York Jets), Ryan Wetnight (1993), James Parrish (1991 by Pittsburgh), James Williams (1991), and Erik Kramer (1987 by New Orleans).

On the Bears' 85-player mini-camp roster this past May, 33 were never drafted.



STEVE STENSTROM

18

Quarterback**6-1 202****December 23, 1971****Stanford****Bear Season: 3 NFL Season: 3****Acquired via waivers in 1995**

PRO CAREER: Injured ankle in only game played in 1996...Drafted by the Kansas City Chiefs in the fourth round (134th overall) of the 1995 draft...Signed to three-year contract (9/11/95); waived the following day...Claimed by Chicago (9/13).

1996 SEASON — Designated third quarterback for first four games...Dressed but did not play vs Oak (9/29)...4-3-37 in first NFL action vs GB (10/6). Injured ankle during game, but finished contest...Ankle was diagnosed as broken (10/8) during following week...Placed on IR 10/9. **Games played-started: 1-0**

PREVIOUS SEASONS: 1995 — Claimed off waivers (9/13)...Given two-week exemption from counting against roster by Commissioner; added to Bears 53-player roster (9/25)...Designated third quarterback final 12 games of season...Missed all of training camp due to contract negotiation with Chiefs...Signed (9/11) and waived following day to go to Chiefs practice squad, but Bears claimed...Originally drafted in fourth round (134 overall).

COLLEGIATE, PERSONAL: Recruited to Stanford by former Bears offensive coordinator Ron Turner who coached him his freshman year...Finished his collegiate career as the seventh ranked passer on the NCAA charts with 10,531 regular season passing yards...His final regular season tally in Palo Alto saw him play in 41 games with 39 starts, completing 833 of 1,320 passes (63.1%) for 10,531 yards, 72 TDs and 36 ints...Literally rewrote both the Pac-10 and Stanford record books, breaking or tying 11 Cardinal records and seven conference marks... Stanford's career leader in passing yards (10,531), total offense (9,825), as well as both pass attempts (1,320) and completions (833)...His 72 career TD passes rank second in Stanford and PAC-10 history to only John Elway...He posted a lifetime record of 24-16-1 as a starter...Threw 19 career 300-yard passing efforts and eclipsed the 400-yard barrier on three occasions... Racked up 2,175 yards on 117 of 79 passing and 25 TDs as a senior at El Toro High leading the squad to a 12-2 record...Graduated from Stanford in December of '94 with a degree in public policy...Wife Lorie won the NCAA championship in the breaststroke as a Stanford swimmer.

STENSTROM's Pro Stats

	Att	Cmp	Yds	Pct	Lg	TD	Int	Rate	RushYds	Avg	Lg	TD	G-GS
1996	4	3	37	75.0	28	0	0	103.1	0	0	0	0	1-0
Career	4	3	37	75.0	28	0	0	103.1	0	0	0	0	1-0



JOHN THIERRY

91

Defensive End

6-4 265

September 4, 1971

Alcorn State (MS)

Bear Season: 4 NFL Season: 4

Acquired in 1st round of 1994 draft

PRO CAREER: Played in every game since joining Bears...Rotated at end in passing situations in 1996...Starting right end in 1995...Backed up Armstrong and Spellman as a rookie...Made transition from stand-up linebacker in college to defensive end in pros.

1996 SEASON — Missed most of training camp with calf injury...Used at end in passing situations...Two tackles as a starter for injured Al Fontenot vs GB (10/6)...One tackle and a sack at Min (10/28)...Recorded three tackles, a forced fumble and one sack (11 yards) at KC (11/17)...Four tackles vs StL (12/8) in second start...Season-high five tackles, four solo, in season finale at TB (12/22). **Games played-started:** 16-2

PREVIOUS SEASONS: 1995 — Rotated with Al Fontenot at right end position...Earned game ball for career-best eight tackles, five solos, one forced fumble, one fumble recovery, one pass defended, and two sacks for 11 yards at TB (9/17)...Tied club record with three fumbles recovered vs. Hou (10/22)...Three tackles, forced fumble, and sack on MNF at Min (10/30)...Two solos and eight-yard sack vs. Pit (11/5)...Game ball for three special teams tackles at NYG (11/26). **1994 —** Played right end in nickel defense and participated on special teams...Three tackles, two solo, one pass defended, and one kickoff recovery (a return for no yards) vs. Min (9/18)...Started for injured Armstrong at Mia (11/13) and had three solo stops...Rotated at end on defense and participated on most special teams in both playoff games...Drafted in first round (11th overall).

COLLEGIATE, PERSONAL: Two-year starter at outside linebacker/standup end who totaled 13 sacks, 22 tackles-for-losses, and 64 quarterback hurries...Runs a 4.5 40-yard dash...Performed on school's track team as sprinter and handled shot put, discus, and javelin...First Alcorn State product drafted by Bears and first 1st-round pick from a I-AA school since Walter Payton in 1975...First-team all-American and all-Southwestern Athletic Conference selection as senior...Played strong-side linebacker where he led club with nine sacks and 15 tackles-for-loss...Second on team with 119 tackles (81 solo)...Top games included 12 tackles and three sacks vs. Howard; 15 tackles and three sacks vs. Sam Houston State...First-team all-conference as strong-side linebacker in junior campaign...Had 31 QB hurries and team-high four fumble recoveries and three forced fumbles...Also had four sacks and six tackles-for-loss...Lettered as a freshman reserve tight end...Redshirted as true freshman in 1989...Lettered in track and football at Plaisance (LA) High...Pre-pharmacy major...Given name John Fitzgerald Thierry...Single.

THIERRY'S Pro Stats

	Int-Yds	Tkls-Solo	Force Fum	Fum Rec	Pass Def	Sack-Yds	G-GS
1994	0	10-7	0	0	2	0	16-1
1995	0	33-19	2	4	6	4-19	16-11
1996	0	19-11	1	0	2	2-17	16-2
Career	0-0	62-37	3	4	10	6-36	48-14

Also: 1 KOR for 0 yards in 1994.

Playoffs	0-0	2-0	0	0	0	0-0	2-0
-----------------	------------	------------	----------	----------	----------	------------	------------

THIERRY'S Single Game Highs

Tackles: 3 vs. Min (9/18/94); at Mia (11/13/94) Solo: 3 at Mia (11/13/94)

MARK THOMAS

Defensive End

6-5 280

May 6, 1969

North Carolina State

Bear Season: 1 NFL Season: 6

Acquired as unrestricted free agent in 1997



PRO CAREER: Utilized in pass rushing situations over majority of career...Acquired by Bears as an unrestricted free agent from Carolina (4/30).

1996 SEASON — Recorded career-high four sacks for the Panthers...Nine tackles as a pass rush specialist...Sealed Carolina victory with two sacks in final series at St.L (11/17)...Inactive in games 3-5 with a shoulder injury...Returned vs St.L and recorded first sack of season (10/13).

PREVIOUS SEASONS: **1995** — Used mostly in dime situations...Role on Panthers was increasing before a thumb injury vs NO (11/26)...Recorded 19 tackles and a pass break-up before being placed on IR (11/27)...Inactive in Weeks 2 and 3 after playing on special teams in the season opener at Atl (9/3)...Recorded three tackles in each of the next two games vs Jets (10/15) and vs NO (10/22)...First career two-sack game vs Ariz (11/19)...Selected in 5th round of expansion draft from San Francisco (2/15). **1994** — Four solo stops and a sack for the Super Bowl Champion 49ers...Lone sack recorded vs Raiders (9/5). **1993** — Contributed 15 tackles, half a sack and a fumble recovery in 11 games...Shared first career sack vs Min (10/3)... Four tackles in first career start vs Cin (12/5). **1992** — Injured right ankle in first pre-season game and was placed on injured reserve for the season (9/1)...Drafted in 4th-round by San Francisco.

COLLEGIATE, PERSONAL: All-ACC as a senior after recording 46 tackles, 3 forced fumbles, two fumble recoveries and three sacks for NC State...Started 10 games for the Wolfpack as a junior...Recorded 41 tackles and five sacks in first season on defensive line... Played outside linebacker as a freshman and sophomore...Named MVP after senior year at Lilburn High (GA) as a standout tight end and linebacker...Graduated with degrees in economics and business... Earned his pilot's license and regularly flew from San Francisco to Los Angeles... Single.

THOMAS' Pro Stats

Year-Team	Tkls-Solo	Force Fum	Fum Rec	Pass Def	Sacks	G-GS
1992 SF			<i>Injured Reserve</i>			
1993 SF	15-13	0	1	0	0.5	11-1
1994 SF	4-4	0	0	0	1	9-0
1995 CAR	19-9	0	0	1	2	10-0
1996 CAR	9-6	0	1	0	4	13-0
Career	47-32	0	2	1	7.5	43-1
Playoffs	0-0	0	0	0	0	2-0
Career Highs: Tackles: 4 vs. Cin, 12/5/93				Sacks: 2 vs. Arizona, 11/19/95		



CHRIS VILLARRIAL

58

Center / Guard

6-4 305

June 9, 1973

Indiana (PA)

Bear Season: 2 NFL Season: 2

Acquired in the 5th round of 1996 draft

PRO CAREER: Immediate impact as a rookie, playing in 14 games and starting eight.

1996 SEASON — Played in first four games on special teams...Started first NFL contest at right guard filling in for injured Todd Burger vs Oak (9/29)...Started vs GB (10/6) but left game after suffering a concussion during the opening kick of the second half...Inactive because of head injury at NO (10/13)...Returned to start next five games at right guard...Dressed but did not play at GB (12/1)...Returned to starting lineup vs StL (12/8)...Played on special teams in the final two contests.

Games played-started: 14-8

COLLEGIATE, PERSONAL: One of the strongest players in college football and the strongest at NFL combine, bench pressing 225 pounds 36 times...Three-year starter...Little All-American by several news agencies after senior campaign...First-team all-Eastern College Athletic Conference and All-Pennsylvania State Athletic Conference first-team selection...Led blocking up front for an offense that ranked 11th in nation in rushing (247.7), 12th in scoring (36.4 ppg) and 14th in total offense (429.2)...Started at both guard and center...AP third-team all-American selection as a junior...Started every game at stongside guard...Offense ranked sixth nationally in scoring (35.3) and 10th in rushing (244.5)...Moved to right tackle, helping offense average 452.9 yards in total offense during sophomore season...Reserve nose guard until moving to right tackle at midseason freshman year... Redshirted as true freshman in 1991...All-state choice as two-way linemen at Hershey (PA) High...Also lettered in volleyball, wrestling and track...Performed as shot put and discus thrower in college...Education for the Exceptional Child major...Single.

VILLARRIAL'S Pro Stats

Games-Starts: 1996 (14-8)



RYAN WETNIGHT

89

Tight End

6-2 235

November 5, 1970

Stanford

Bear Season: 5 NFL Season: 5

Signed as an undrafted free agent in 1993

PRO CAREER: One of four tight ends to start for the Bears in 1996...Played in 33 games from 1993-95 as the third tight end.

1996 SEASON — Recorded career-high 223 yards receiving despite missing five games...Played majority of Season Opener vs Dal (9/2)...Started following week at Wash (9/8)...Caught two passes for 13 yards in second start vs Min (9/15)...Four receptions for 40 yards as a reserve at Det (9/22)...Started vs Oak (9/29) and caught two balls for 28 yards...Started vs GB (10/6)...Two catches for 48 yards including a season-long of 38 at NO (10/13)...Season-high five catches for 19 yards at Min (10/28)...Started vs TB (11/3) but left game in third quarter with torn MCL...Missed following five weeks...Returned to action vs SD (12/14) with two catches for 14 yards and a touchdown...Career-high 61 yards (four receptions) at TB (12/22).
Games played-started: 11-5

PREVIOUS SEASONS: 1995 — Caught first pass of season in Week 3 at TB (9/17) and injured thigh...Dressed but did not play next week at StL (9/24)...Caught one-yard TD pass vs. Car (10/8)...14-yard TD catch vs. Pit (11/5)...Started as Bears used two-TE set at GB (11/12) and answered with career-best six catches for 42 yards...Season-long 22-yard grab vs. Det (11/19)...Again received start in two-TE set at Det (12/4) and had five-for-24 effort but suffered torn ACL and subsequently was placed on IR (12/7). **1994** — Inactive four of first five games...Waived (10/7) so Bears could activate back-up linebacker vs. NO (10/9)...Re-signed (10/10)...Made first catch of season vs. GB (10/31)...Caught only TD of season, a one-handed catch of tipped pass while lying on his back, at Ariz (11/27)...Played in passing situations and on special teams at Min (1/1/95)...Started as Bears opened in two-tight end set and tied for team lead with five catches in playoff game at SF (1/7/95). **1993** — Made first pro catch in Week 2 at Min (9/12)...Caught 25-yard TD following week vs. TB (9/26)...Waived (10/8) and re-signed to practice squad (10/11)...Activated 10/29 and made two catches at GB (10/31)...Inactive for three-game road trip...Started vs. GB (12/5) as Bears opened in two-tight end set...Two grabs for 16 yards at TB (12/12) and one catch in each of next two games...Inactive for finale at Rams (1/2/94)...Originally an undrafted free agent.

COLLEGIATE, PERSONAL — Honorable mention all-Pac Ten catching 31 passes for 384 yards...Started all 13 games despite mid-season ankle injury...Had 54 yards on four grabs in season opener vs. Texas A & M...Set season-highs in Blockbuster Bowl with 71 yards and one TD on five receptions...Opened four games as junior before ankle injury limited playing time...Lone college TD was four-yard catch in season finale vs. Cal...Transferred to Stanford in January, 1991, and participated in spring drills...First-team all-American from Fresno City College where he caught 42 passes for 787 yards...Offensive MVP of 1990 Dairy Bowl...Caught 25 passes for 456 yards as freshman...All-league performer at Fresno's Hoover High...Single.

WETNIGHT'S Pro Stats

	Rec.	Yds	Avg	Lg	TD	G-GS
1993	9	93	10.3	25	1	10-1
1994	11	104	9.5	19	1	11-1
1995	24	193	8.0	22	2	12-2
1996	21	223	10.6	38	1	11-5
Career	65	613	9.4	38	5	44-9
Playoffs	5	39	7.8	19	0	1-0

Wetnight's Single Game Highs

Receptions: 6 at GB (11/12/95)

Rec. Yards: 61 at TB (12/22/96)

Long Rec: 38 at NO (10/13/96)

JAMES WILLIAMS



71

Tackle

6-7 340

March 29, 1968

Cheyney St. (PA)

Bear Season: 7 NFL Season: 7

Signed as an undrafted free agent in 1991

PRO CAREER: Started every game at right tackle for past two years...Played on every offensive play in 1995...Became full-time starter in '94 training camp...Made move to offensive line midway through 1992 season...Used sparingly on special teams and as reserve defensive tackle first two seasons...One of two undrafted free agents (John Hardy) to make club in 1991...Has blocked or deflected five field goals.

1996 SEASON — Started all 16 games at right tackle...Missed first plays in over a year after leaving game at Det (9/22) in first quarter with an ankle injury. Returned to finish game. **Games played-started:** 16-16

PREVIOUS SEASONS: 1995 — Started all 16 games for first time in five-year career...Did not miss an offensive play all year...Field goal deflection vs. Hou (10/22). **1994** — Started 15 games at right tackle, missing first play at Mia (11/13)...Missed second quarter at Phil (9/12) with twisted right knee...Blocked third quarter field goal vs. NO (10/9)...Deflected field goal on game's final play to preserve a Bears' 17-14 win at Mia (11/13)...Post-season left knee surgery (1/13). **1993** — Played in first three games seeing action in final three quarters vs. TB (9/26) for injured Van Hone...Active, but did not play vs. Atl (10/3)...Inactive for final 12 games. **1992** — Saw action on special teams in opener...Inactive for next eight weeks before making one tackle at TB (11/15)...Moved to offensive line (11/18)...Saw limited action at right tackle in three of Bears' last four games. **1991** — Used as sub to spell McMichael and Perry...Inactive in first and fourth weeks...Blocked field goal at Buffalo...Responsible for the "push" on Perry's game-saving field goal block vs. NYG (9/15)...Saw most playing time while rotating with Ryan when Armstrong was injured (Weeks 4-9)...Recorded three solo tackles in Week 5 at Buf (9/29)...Three tackles vs. Wash (10/6) and two tackles, including

first pro sack, at GB (10/17)...Career-high four stops, three solo, at NO (10/27)...Signed as undrafted free agent.

COLLEGIATE, PERSONAL: Four-year all-Penn State Athletic Conference...Team went 0-11 in '90...Finished with 342 tackles, 235 solo, and 37.5 sacks...Had 92 stops and seven tackles-for-loss as senior...Also, nine passes defended, four forced fumbles, and two recovered fumbles...First-team Black College all-American with season-high 103 stops, 69 solos, and 15 sacks as junior...11 sacks in 1988 along with 76 tackles...PSAC Rookie of the Year as freshman in '87...Graduated from Allerdice High (PA)...Given name James Otis Williams...Single.

WILLIAMS' Pro Stats

	Int-Yds	Tkls-Solo	Force Fum	Fum Rec	Pass Def	Sack-Yds	G-GS
1991	0	17-8	0	0	0	1-4	14-0
1992	0	1-1	0	0	0	0	5-0
1993		(Offensive Lineman)					3-0
1994		(Offensive Lineman)					16-15
1995		(Offensive Lineman)					16-16
1996		(Offensive Lineman)					16-16
Career	0-0	18-9	0	0	0	1-4	70-47
Playoffs	0	3-1	0	0	0	0-0	3-2

WILLIAMS' Single Game Highs

Tackles: 4 at NO (10/27/91)

Solos: 3 at Buf (9/29/91); at NO (10/27/91)

CHRIS ZORICH

Defensive Tackle

6-1 282

March 13, 1969

Notre Dame

Bear Season: 7 NFL Season: 7

Acquired in 2nd round of 1991 draft



PRO CAREER: Missed entire 1996 season with knee injury suffered during pre-season...Started all but one game from 1993-95 as right defensive tackle after spending first two seasons as a reserve...15.5 career sacks.

1996 SEASON — Tore left ACL in pre-season contest at NO (8/17)...Placed on IR 8/19...Surgery 9/23. **Games played-started:** 0-0

PREVIOUS SEASONS: **1995** — Led Bear defensive linemen with 79 tackles and second with 38 solo tackles...Five stops at TB (9/17)...Did not start vs. Hou (10/22) as Dent started in SBXX "homecoming"...Season-high nine tackles and six solo stops on Monday night win at Min (10/30)...Eight tackles, forced fumble, fumble recovery, and 11-yard sack vs. Pit (11/5)...Seven tackles at NYG (11/26)...Tied season-high with nine stops at Cin (12/10). **1994** — NFL Man of the Year Finalist...Led linemen, fourth on team, with 104 tackles...Third on team with 5.5 sacks...Nine tackles, six solo, and one-yard sack in Opener vs. TB (9/4)...Sack and forced fumble at NYJ (9/25)

...9 tackles vs. GB (10/31)...Tied for team lead with six tackles, including five-yard sack, vs. Det (11/20)...Six-yard sack at Ariz (11/27)...Led team with career-high 14 tackles and 1.5 sacks for 11 yards at Min (12/1)...Five stops in playoff win at Min (1/1/95)...Tied for third with seven stops, five solo, at SF (1/7/95). **1993** — Third on club, first among DL, with 121 tackles...Third with 7 sacks...Career-high two sacks, six solos in opener vs. NYG (9/5)...Three 11-tackle games: at Min (9/12), vs. Raid (11/7), and at Det (11/25)...Had 12 tackles and eight solos at Rams (1/2)...Forced fumble and 16-yard sack vs. TB (9/26)...Only pass defended came in Thanksgiving game at Det (11/25) along with three-yard sack and six solos, 11 overall. **1992** — Started first two games of season for unsigned William Perry...Four stops and first pro sack at Clev (11/29)...Second sack two weeks later vs. Pit (12/13)...12 tackles at Dal (12/27) including 42-yard fumble recovery for TD...Left shoulder surgery (1/11). **1991** — Played in 12 games, mostly on special teams...Four tackles vs. Wash (10/6)...Won rookie Piccolo Award ...Drafted in 2nd rd (49th overall).

COLLEGIATE, PERSONAL: Lombardi Award winner for nation's best interior lineman as senior...Unanimous first-team all-American...Fourth with 57 stops including 15 for-loss...College Lineman of the Year by Washington DC Touchdown Club as senior...Lombardi Award finalist as junior...First-team all-American...Season-high 13 stops vs. Michigan State...Started first 10 games at nose guard as sophomore...Had 10 tackles and 1.5 sacks in first collegiate game (vs. Michigan)...Moved from LB to NG as freshman...Announced lifelong desire to play for Bears prior to draft: "I would be honored for a chance to play for them. It would be a dream come true."...Tragically found his mother (Zora) dead upon returning home from Orange Bowl loss to Colorado on Jan. 2, 1991...Patterned his life after idol Mike Singletary...All-American honorable mention by USA Today following senior year at Chicago Vocational High School, alma mater of Dick Butkus...Four year letterman at both linebacker and offensive guard...Consensus all-state; all-area selection by Tribune and Sun-Times...Captained football and power-lifting teams...Formed the Christopher Zorich Foundation (312-786-9219) offering extensive community support through various programs: Zora Zorich Notre Dame scholarship, youth attendance to cultural/entertainment activities (incl. Bears home and away games), twice annual grocery home deliveries to over 397 impoverished families, women's shelters flower corsage and cosmetic deliveries Mother's Day weekend, student motivational talks to 15 schools--over 40,000 people served through combined programs...Degree in American studies...Attending law school at John Marshall...Given name Christopher Robert Zorich...Single.

ZORICH'S Pro Stats

	Int-Yds	Tkls-Solo	Force Fum	Fum Rec	Pass Def	Sack-Yds	G-GS
1991	0	10-3	0	0	0	0-0	12-0
1992	0	53-26	0	1	0	2-13	16-2
1993	0	121-63	1	2	1	7-39	16-16
1994	0	104-49	1	0	0	5.5-23	16-16
1995	0	79-38	1	1	0	1-1	16-15
1996			<i>Injured Reserve</i>				
Career	0-0	367-179	3	4	1	15.5-76	76-59

Also: 42-yard fumble return for TD in 1992

Playoffs	0-0	12-7	0	0	0	0-0	3-2
-----------------	------------	-------------	----------	----------	----------	------------	------------

ZORICH'S Single Game Highs

Tackles: 14 at Min (12/1/94)

Solos: 8 at Rams (1/2/94)

Sacks: 2 vs. NYG (9/5/93)

1997 DRAFTEES

JOHN ALLRED



84

Tight End
6-4 246
September 9, 1974
USC

Acquired in 2nd round of 1997 draft

COLLEGE CAREER: Bears highest selection of tight end since Mike Ditka in 1961 (first round). . Had 27 of career 53 catches as senior; also 10 of 14 career starts last year. . Excellent blocker who improved into complete tight end. . Deep snapper and special teams wedge buster. . Dave Wannstedt: *John is a complete tight end. He's big, tough and can catch the ball. We're not going to bring him in and put him under any pressure to be a starter, but the opportunity is there to play quickly.* USC Coach John Robinson: *He's going to be in the NFL for a long time.*

SENIOR - Caught 27 passes for 283 yards (10.5 avg.) and one touchdown. . Had 2 catches for 31 yards vs. Illinois. . 3 catches for 38 yards vs. California. . Career-high 10 catches for 103 yards in 26-9 win over Houston; most catches ever by USC tight end in one game; 11th best one game total in Trojan annals. . Caught 6 passes for 59 yards in win over Arizona. . Scored touchdown on 4 receptions for 28 yards vs. Arizona State. . Played in Hula Bowl. . **JUNIOR** - Appeared in every game as tight end and H-back. . Had 6 catches for 70 yards and 2 touchdowns. . Had 2 catches for 29 yards and 18-yard touchdown against Arizona State. . 19-yard scoring catch in loss to California. . **SOPHOMORE** - Started first three games at tight end. . Broke left leg and missed most of season. . Had 11 catches for 143 yards. . 3 catches for 26 yards vs. Washington; 4 receptions for 61 yards vs. Penn State; 3 for 44 vs. Baylor. . **FRESHMAN** - Played in 11 games as reserve tight end and special teams performer. . Had 10 catches for 93 yards. . Caught 2 passes vs. Notre Dame and California. . Six special teams tackles including four in win over Stanford. . Redshirted as true freshman in 1992.

PERSONAL: All-San Diego County performer as linebacker and tight end at Torrey Pines High in Encinitas, CA. . Lettered three times in football and basketball. . History major. . Hobby is surfing. . Sister played tennis at USC (1989-92).

ALLRED's College Stats	Rec	Yds	Avg	LG	TD
1993 Trojans	10	93	9.3	22	0
1994 Trojans	10	131	13.1	39	0
1995 Trojans	6	70	11.7	19	2
1996 Trojans	27	283	10.5	20	1
Career	53	577	10.9	39	3



BOB SAPP

Guard
6-4 303
September 22, 1973
Washington

Acquired in 3rd round of 1997 draft

COLLEGE CAREER: Started final two seasons; tackle as junior, guard as senior. . .All-Pac-10 honors as senior. Dave Wannstedt: *He'll provide good competition at guard. He's the type of guy who can play in this league for ten years - big, tough and athletic.*

SENIOR SEASON - Voted by Pac-10 defensive players as the top offensive lineman in the conference; earned honorable mention all-conference. . .Team captain. . .Started eight games at left guard; missed three game with knee injury. . .Helped team average 411.5 yards per game. . .**JUNIOR** - Started every game at weakside tackle. . .Helped block for strong passing game that averaged 231.8 yards per game. . .Credited with 73 knockdown blocks. . .**SOPHOMORE** - Played in every game; backup at strongside tackle. . .Recovered fumble in endzone in 38-20 win over Miami. . .**FRESHMAN** - Began season as reserve defensive tackle. . .Switched to offensive line in midseason, coming off bench for action at guard vs. San Jose State and Oregon. . .Redshirted as true freshman in 1992.

PERSONAL: All-state defensive lineman and two-way lineman at General Mitchell High in Colorado Springs, CO. . .All-Rocky Mountain area pick and honorable mention Super Prep all-American. . .130 tackles, 13 sacks and as senior. . .Hobby is martial arts. . .Sociology major.

SAPP's College Stats


Games-Starts: (35 - 19) - 1993 (5 - 0); 1994 (11-0); 1995 (11-11); 1996 (8-8)

BEARS 1997 DRAFT PICKS

Rd	Pick	Draftee	Pos	Ht	Wt	Born	College
1	11	<i>(Pick traded to Seattle for QB Rick Mirer and their 4th round choice, 105th overall)</i>					
2*	38	John Alred	TE	6-4	246	9-9-74	USC
		<i>(Pick from St. Louis for 40th overall choice and a 6th round pick, 173rd overall)</i>					
3	69	Bob Sapp	G	6-4	303	9-22-73	Washington
4	105	Darnell Autry	RB	5-10	210	6-19-76	Northwestern
		<i>(Pick from Seattle in the Rick Mirer trade)</i>					
4	108	Marcus Robinson	WR	6-3	213	2-27-75	South Carolina
5	141	Van Hiles	S	6-0	195	11-1-75	Kentucky
6a	173	<i>(Pick traded to St. Louis with 40th overall choice for 38th overall choice)</i>					
6b*	196	Shawn Swayda	DE	6-5	279	9-4-74	Arizona State
6c*	200	Ricky Parker	S	6-1	205	12-4-74	San Diego St.
6d*	201	Richard Hogans	LB	6-2	249	7-8-75	Memphis
7a	210	Mike Miano	DT	6-3	303	12-17-73	SW Missouri State
7b*	233	Marvin Thomas	DE	6-5	264	10-19-73	Memphis

Notes:

- The Bears traded up for the 38th pick, giving St. Louis the 40th overall pick, as well as a 6th round choice, for the 38th selection. It was the second straight year the Bears moved up in the draft to make their first pick. Last year, the Bears moved from 18th overall to 13th to draft CB Walt Harris.
- Choices 6b, 6c, 6d, and 7b were compensatory picks. 30 such picks were awarded in 1997, to teams which suffered a net loss of certain quality unrestricted free agents. Compensatory picks cannot be traded.
- The second round / 38th overall pick was the highest draft choice the Bears have used on a tight end since Mike Ditka was chosen in round one (5th overall) in 1961.



DARNELL AUTRY

21

Running Back
 5-10 210
 June 19, 1976
 Northwestern

Acquired in 4th round of 1997 draft


COLLEGE CAREER: Holds 19 school rushing records, including career marks of 786 carries for 3,793 yards and 35 touchdowns, topping the previous marks of 736 attempts for 3,062 yards by Dennis Lundy and 21 scores by Ron Burton. . . Also set NU all-purpose yards with 4,633. . . Finalist for Heisman after junior season. . . Dave Wannstedt: *As talented a player as he is. . . you just can't let good football players like that get by you. We're going to get him on the field as much as we can.*

JUNIOR: One of only two unanimous first-team all-Big Ten conference selections. . . One of three finalists for Doak Walker Award. . . Led team with 380 carries for 1,452 yards (5.2 avg) and 17 touchdowns. . . Big Ten's second leading rusher and seventh in nation. . . Caught 26 passes for 196 yards and TD. . . Averaged 153.45 all-purpose yards per game. . . Had nine 100-yard rushing games. . . Top outing was career-best 240 yards and 3 TD's at Iowa in 40-13 win. . . **SOPHOMORE** - Unanimous all-Big Ten conference first-team choice. . . Ranked fourth in the nation with an average of 152.3 yards rushing per game and ninth with an average of 168.18 all-purpose yards per game. Set school season marks of 387 carries, 1,785 yards and 17 touchdowns topping marks set by former Bears Mike Adamle and Bob Christian. . . Second on team with 27 receptions; first in scoring with 108 points. . . Gained 2,023 all-purpose yards on 387 plays. . . Also set school record with 12 straight 100-yard rushing efforts. . . Opened season with 160 yards on 33 carries vs. Notre Dame. . . Gained 151 yards vs. Illinois, 139 yards vs. Penn State and 226 yards vs. Purdue. . . 32 carries for 110 yards and three TD's in Rose Bowl vs. USC. . . **FRESHMAN** - Played in every game, starting the season finale vs. Penn State; gained 171 yards, including season long 65-yard run; 171 yards were most ever by NU freshman. . . Finished with 556 yards for 4.6 average per carry. . . Had first 100-yard game on 15 carries vs. Minnesota.

PERSONAL: Phoenix Metro Player of the Year as senior at Tempe High School. . . Set a school season-record with 1,812 yards (9.8 avg) and 19 touchdowns. . . Set single game record with 331 yards. . . Theatre major who performed in movie last summer. . . Also worked at Chicago Board of Trade.

Autry's College Stats

	Rush	Yds	Avg	LG	TD	Rec	Yds	Avg	LG	TD
1994 Wildcats	120	556	4.6	47	1	7	83	11.9	22	0
1995 Wildcats	387	1785	4.6	73	17	27	168	6.2	37	1
1996 Wildcats	280	1452	5.2	50	17	26	196	7.5	17	1
Career	786	3793	4.8	73	35	60	447	7.5	37	2



MARCUS ROBINSON

83

Wide Receiver

6-3 213

February 27, 1975

South Carolina

Acquired in 4th round of 1997 draft

COLLEGE CAREER: Performed in both football and track for Gamecocks. . . Caught 37 passes in career while starting six games as senior. *Ivan Fears: He's a deep guy, a speed guy. He's a guy you wouldn't call extremely polished, but has all the tools your looking for. He has size, toughness and he's smart. His best football is ahead of him.*


SENIOR SEASON: Played in ten games, starting the final six contests. . . Caught 21 passes for 505 yards (24.0 avg) and one touchdown. . . Had 2 receptions for 71 yards, including 53-yard score in win over Central Florida. . . Made 5 catches for 189 yards in his first career start vs Mississippi State; 189 yards rank second on the school's single game record list. . . Other top games included 4 catches for 78 yards vs. Tennessee, 3 catches for 57 yards vs. Florida. . . **JUNIOR** - Appeared in 8 games, catching 2 passes for 59 yards. . . Season-long 45-yard catch vs. Kentucky. . . **SOPHOMORE**

- Played in nine games, finishing with 63 yards and one TD on 11 catches; also 1 catch for 44 yards in Carquest Bowl. . . Opened season with 4 catches for 28 yards vs. Georgia and 5 for 29 vs. East Carolina. . . **FRESHMAN** - Played in nine games as a true freshman. . . Made 3 catches for 47 yards.

PERSONAL: Earned track all-american honors as junior at South Carolina. . . Set school indoor record in 200 meter (21.14); ninth in NCAA. . . Second in 100 and 200 meters at SEC outdoor championships. . . All-American and all-state selection as receiver, free safety and punter at Peach County High in Ft. Valley, GA. . . Also won regional titles in 100 and 200 meter runs. . . English major.

ROBINSON'S College Stats Rec

		Yds	Avg	LG	TD
1993 Gamecocks	3	47	15.7	25	0
1994 Gamecocks	12	107	8.9	44	1
1995 Gamecocks	2	59	29.5	45	0
1996 Gamecocks	21	505	24.0	75	1
Career	38	718	18.2	75	2



VAN HILES

48

Safety

6-0 195

November 1, 1975

Kentucky

Acquired in 5th round of 1997 draft

COLLEGE CAREER: Projected to play safety for Bears. . . Played cornerback final three seasons after beginning UK career at safety. . . Finished career with 8 interceptions and 25 passes defended. . . Started 21 games in career. Bob Slowik: *We think he is capable of coming in and competing. He's more of a natural safety than a corner in our evaluation.*

SENIOR SEASON: Second-team all-Southeastern Conference. . . Team captain. . . Finished year with 64 tackles - most of SEC cornerbacks. . . Led team with 10 passes defended and 3 interceptions. . . Returned interception for touchdown in Blue-Gray game. . . **JUNIOR** - Played in eight games, starting six before being sidelined by concussion. . . Tied for team lead with 9 passes defended. . . Both interceptions came on opponents (South Carolina, LSU) last possessions of game. . . **SOPHOMORE** - Played in 10 games including four starts. . . Led team with 3 interceptions, including 61-yard TD return vs. Georgia. . . Had 32 tackles and four passes defended. . . **FRESHMAN** - Played in every game as true freshman. . . One of just six true freshman to see action. . . Had 17 tackles and 2 passes defended.

PERSONAL: Four-year letterman at quarterback, running back, wide receiver, return specialist and defensive back at Episcopal High in Baton Rouge, LA. . . Also lettered in basketball and track where he placed in four events in state championship. . . Mechanical engineering major.

HILES College Stats	Int	Tkls	PD	Tkls-Loss
1993 Wildcats	0	17	2	0-0
1994 Wildcats	3	32	4	0-0
1995 Wildcats	2	36	9	1/-5
1996 Wildcats	3	64	10	4/17
Career	8	149	25	5/22



SHAWN SWAYDA

78

Defensive End

6-5 279

September 4, 1974

Arizona State

Acquired in 6th round of 1997 draft

COLLEGE CAREER: Projected as defensive end by Bears personnel. . . Emerged as starter during freshman season. . . Career totals include 15 sacks and 21 tackles for loss. Bob Slowik: *He has good size, pretty athletic and runs about a 5 flat (40). He can get a little bigger and give us some strength at defensive end.*

SENIOR SEASON: Honorable mention all-Pac Ten. . . Overcame early season injuries to record career-best 48 tackles, nine tackles for loss and six sacks. . . **JUNIOR** - Started just four of 10 games he played in because of knee and ankle injuries. . . Registered 35 tackles and had 2 sacks. . . Top game was 7-tackle, one tackle for loss, sack and two passes defended against Arizona. . . **SOPHOMORE** - Played in and started 8 games, missing three games with sprained knee. . . Had 24 tackles and 2 sacks. . . **FRESHMAN** - Played in 11 games including three starts. . . Registered 22 tackles and had 2 sacks. . . Two of his four passes defended were against Washington St. . .

Redshirted as true freshman in 1992.

PERSONAL: All-state two-way linemen at Brophy High in Phoenix. . . Father, Wayne, played at Washington State; brother Mike plays at Murray State. . . Marketing major.

SWAYDA's College Stats	Int/Yds	Tkls/Solo	FF	FR	PD	Sack-Yds
1993 Sun Devils	0	22/9	0	0	4	2/14
1994 Sun Devils	0	24/11	0	0	0	5/21
1995 Sun Devils	0	35/21	0	1	3	2/15
1996 Sun Devils	0	48/34	1	0	1	6/30
Career	0	129/75	1	1	8	15/75



RICKY PARKER

37

Safety

6-1 205

December 4, 1974
San Diego State

Acquired in 6th round of 1997 draft

COLLEGE CAREER: Projected to play safety for Bears. . . Only player in school history to earn first-team all-WAC honors for three consecutive years. . . Ranks first in school history with 355 interception return yards; fourth in passes defended with 25. . . Dave Wannstedt: *He's got the coverage skills to play corner, but we'll play him at safety. He's big, physical and can run. Ted Tollner (Aztecs coach) raves about him.*

SENIOR - First-team all-WAC as cornerback. . . Returned interception 59 yards for TD vs. Oklahoma; also 9 tackles, 6 solos vs. Sooners. . . Started 10 games, missing Air Force with knee injury. . . **JUNIOR** - Earned first-team all-WAC in first season as starting cornerback. . . Started all 12 games and led team in interceptions (6) and tied for team lead in passes defended (14). . . Had season-highs of 11 tackles and two interceptions for WAC record 146 yards vs. Oklahoma. . . Also returned interception for TD vs. UTEP. . . Team captain. . . **SOPHOMORE** - First Aztec defensive player ever named first team all-WAC. . . Ranked second on team with 97 tackles. . . Started all 11 games at free safety. . . Recorded five pass-breakups and one interception. . . **FRESHMAN** - Backup free safety, playing in eight games, registering 15 total tackles. . . Also had 55-yard interception return for touchdown.

PERSONAL: Halfback and defensive back at Hiram Johnson High in Sacramento. . . Won league title in 100 meter dash and high jump as senior. . . Hobbies include golf and fishing. . . Criminal Justice administration major.

PARKER's College Stats	Int/Yds	Tkls/Solo	FF	FR	Pass Def	Sack/Yds
1993 Aztecs	1/55	15/11	0	0	0	0
1994 Aztecs	1/0	101/77	1	1	5	0
1995 Aztecs	6/199	81/48	0	1	14	0
1996 Aztecs	2/101	42/30	0	0	6	0
Career	10/355	239/166	1	2	25	0



RICHARD HOGANS

94

Linebacker
6-2 249
July 8, 1975
Memphis

Acquired in 6th round of 1997 draft

COLLEGE CAREER: Dick Butkus Awards candidate as senior. . . Started last 23 games; 33 career starts. . . Registered 24 tackles for loss and 8 sacks in career for Tigers. . . Dave Wannstedt: *He's a true middle line-backer who was an outstanding player at Memphis. He'll battle for the backup spot behind Bryan Cox and help on special teams.*

SENIOR SEASON: Led team in tackles with 128, including 78 solos. . . Double digit tackles in 7 of 10 games. . . Also led team with 12 tackles for lost yardage. . . Conference USA Defensive Player of Week after making 18 tackles vs. Missouri. . . Season-high 20 tackles, sack and blocked kick vs. Southern Miss. . . 13 tackles in upset win over Tennessee. . . **JUNIOR** - Started all 11 games at MLB. . . Team's second leading tackler with 111 stops. . . Also had sack, nine tackle for loss, one fumble recovery and and five passes defended. . . Season-high 16 tackles vs. Tulane; 15 tackles vs. Cincinnati; 14 vs. Southern Miss. . . **SOPHOMORE** - Started games at defensive end, linebacker and nose guard; also a valuable special teams player. . . Had 40 tackles and 3 quarterback sacks. . . **FRESHMAN** - Played in 11 games and started six contests as a DE. . . Named *Football News* Freshman all-america second-team. . . Had 3 sacks and 3 tackles for loss.

PERSONAL: All-city performer as fullback and defensive end at Spencer High in Columbus, GA. . . Team captain for three years. . . Also lettered in basketball. . .

HOGANS College Stats	Int-Yds	Tkls/Solo	FF	FC	Pass Def	Sack/yds
1993 Tigers	0	28/15	0	0	2	3/22
1994 Tigers	0	40/24	1	0	2	3/22
1995 Tigers	0	111/75	1	0	5	1/25
1996 Tigers	0	128/77	0	0	3	1/10
Career	0	307/191	2	0	12	8/79



MIKE MIANO

96


Defensive Tackle
6-3 303
December 17, 1973
SW Missouri State

Acquired in 7th round of 1997 draft

COLLEGE CAREER: Played two seasons at SW Missouri State after transferring from Highland Community College and the University of Kansas. Dave Wannstedt: *He's very much like Paul Grasmanis - he's tough and holds the point of attack.*

SENIOR SEASON: First-team all-Gateway and League's Defensive Player of Year. . .Finished fourth on team in tackles (87) and third in sacks (4). . .Coach Mike Kollings calls him best DL he's seen in conference in 20 years. . .Had 13 tackles vs. Western Illinois and Youngstown State. . .
JUNIOR - Transferred from Highland CC in spring and finished sixth on SW Missouri State with 53 tackles. . .Earned second team all-Gateway Conference. . .Also made league's all-newcomer team. . .Was selected Defensive Lineman of the Year by SMS coaching staff after season. . .Top games were eight-tackle performances vs. Illinois State and Jacksonville State. . .
SOPHOMORE - All-conference, all-region and junior college all-American honors at Highland. . .Named team's defensive Player of Year. . .
FRESHMAN - Attended U. of Kansas but did not letter.
PERSONAL: All-conference and all-metro choice at Affton High, in suburban St. Louis. . .Also played offensive tackle. . .Grew up a Bears fan. . .Communications major.

Miano's College Stats	Int	Tkls-Solo	FF	FR	Pass Def	Sack-Yds
1996 Bears	0	87/65	1	0	3	4/21
1995 Bears	0	53/11	0	1	1	1/8
1994 HJC	n/a					
Career	0	140/107	1	1	4	5/29



MARVIN THOMAS

Defensive End

6-5 264

October 19, 1973

Memphis

73

Acquired in 7th round of 1997 draft

COLLEGE CAREER: Finished career ranked third on school's all-time sack list with 17. . .Four-year letterwinner who played in all 44 games for Tigers. . .Started 2.5 seasons, seeing action at both end and tackle; projected as end by Bears. Bob Slowik: *He's got good size and speed and played his best in big games.*

SENIOR SEASON: Earned all-USA Conference honors. . .Led team with 6 sacks. . .Registered 63 tackles including 48 solos. . .Had 5 tackles, 2 tackles for loss and sack in win over Tennessee. . .
JUNIOR - Best outing was career-best 16-tackle performance against Michigan. . .Had team-high 6 sacks including 3 vs. Louisville (second best single game total in school history). . .
SOPHOMORE - Part-time starter at defensive tackle. . .Had 3 sacks including 2 vs. Arkansas State. . .Totalled 5 tackles, sack and tackle for loss vs. Louisville. . .
FRESHMAN - Played in every game as backup tackle. . .Recorded sacks vs. Miami and East Carolina; registered tackle for loss vs. Miami and Arkansas. . .Redshirted as true freshman in 1992.

PERSONAL: All-district defensive end at Baldwin County High in Bay Minette, AL. . .5 sacks, 4 fumbles forced and 2 fumbles recovered as senior.

THOMAS' College Stats	Int	Tkls/Solo	Sack/Yds.
1993 Tigers	0	31/22	2/12
1994 Tigers	0	31/23	3/25
1995 Tigers	0	57/37	6/27
1996 Tigers	0	63/48	6/38
Career	0	182/130	17/102

PLAYERS WITH PRO EXPERIENCE

78 JASON AUGUSTINO Tackle Virginia
6-6 290 March 31, 1973

Spent 1996 on Bears injured reserve list. . .Originally signed as an undrafted free agent. . .Started every game (25) over his final two seasons at UVA, playing left tackle. . .Started in 1995 Peach Bowl and 1994 Independence Bowl. . .Tri-captain of '95 Cavaliers. . .Anchored line of Virginia offensive unit that averaged nearly 400 yards per game. . .Two-time all-ACC selection (first-team in 1995). . .Named ACC offensive lineman of the week after Cavaliers dramatic victory over Florida State (11/2/95). . .Received Colonel Frank C. McCue Award as Virginia's outstanding interior lineman. . .Played defensive tackle and tight end for North Allegheny High School in Wexford, PA. . .First team all-state at defensive tackle and all-conference at tight end senior year. . .Received undergraduate degree from Virginia's McIntire School of Commerce.

82 FABIEN BOWNES Wide Receiver Western Illinois
5-11 186 February 29, 1972

Member of Bears' practice squad in 1995 and 1996 seasons...Released by Bears (8/19) in cut-down to 60...Signed to practice squad (10/16) for final nine games....Spent first 14 games of 1995 on practice squad...Signed to 53-player roster (12/14) and played on punt coverage unit vs. TB (12/17)...Inactive for finale vs. Phil (12/24)...Waived in final cuts (8/27) and re-signed to practice squad (8/29)...Originally signed as undrafted free agent...Four-year letterman and honorable mention all-conference as senior...Career-best 28-346 and two TDs receiving and nine starts as senior...School record holder in 200-meter dash and qualified for nationals in the 100-meter dash...Caught 12 passes for 165 yards including a 44-yard long as junior in 1993 while starting three games and playing in five...Did not catch a pass in three games of sophomore season...Two receptions including career-long 47-yarder as freshman...Track and football prep athlete at Waubonsie Valley in Aurora, IL. (Pronounced: BOW ens)

86 MILL COLEMAN Wide Receiver Michigan State
5-9 178 June 19, 1972

Member of Bears' practice squad for 1995 and 1996 seasons...Originally signed to Bears' practice squad (9/14/95)...Signed as an undrafted free agent by the Detroit Lions and released in final cut-down. . .Waived in Bears final cutdown (8/23/96) and signed to practice squad (8/27). . .Entered senior year needing only 46 receptions to become MSU's all-time leader, but suffered a season-ending knee injury after 25 receptions...All-Big 10 honorable mention as a junior...Voted team MVP as sophomore with 37-586 receiving and two starts at QB...Graduated with degree in business administration...Valedictorian at Farmington Harrison High with 4.0 GPA...Michigan High School Player of the Year after leading Harrison to three-straight Class B Championships as the starting QB...Holds Michigan high school career record for passing yards (7,464) and TDs (77)...Named all-state three times.

22 CHRIS MARTIN Cornerback Northwestern
5-9 181 September 1, 1974

Injured knee in only game as a rookie. . .Member of practice squad for first six games...Signed to active roster (10/11) and played at NO (10/13). Recorded one special teams tackle before suffering torn left ACL...Placed on IR 10/14...Surgery 11/4...Signed as an undrafted free agent. . .

PLAYERS WITH PRO EXPERIENCE

Started final 33 games at cornerback for Wildcats...Recorded 197 career tackles including 63 in senior season...Led NU defense with eight passes defended, four fumble recoveries, and two forced fumbles as a senior...Career-best five interceptions in '95 for 'Cat defense which ranked third nationally and first in scoring (12.7 ppg)...First-team all-Big Ten and honorable mention all-America...Tied for fourth with 66 tackles as junior...Recovered two fumbles returning one for 96 yards and TD (second-longest in school history)...Started all 11 games as sophomore...Season-high 10 tackles against Notre Dame and Penn State...Played five games as receiver in 1992 as true freshman...Named first-team all-county as prep star at Jesuit High in Tampa, FL...Majored in Communication Studies...Single.

47 CHARLES RANDOLPH **Tight End** **Northeast Louisiana**
6-1 287 July 29, 1972

Spent 1996 season on Bears practice squad...Signed by Bears before start of regular season (8/28/96)...Waived from Baltimore Ravens 8/18...Signed with Ravens as an undrafted free agent in April (4/26)...Two sport athlete at NE Louisiana participating in both basketball and football...Caught ten passes for 148 yards as a senior...Third-team National All-Independent selection as a junior (1994) after grabbing 17 balls for 177 yards and a TD...Transferred from Nebraska as a sophomore and was immediately eligible...Prep star at St. Augustine High School in New Orleans, Louisiana...Named to all-District team as a senior.

15 PHILLIP RILEY **Wide Receiver** **Florida State**
5-11 189 September 24, 1972

Spent rookie year with three teams (New York Jets, Buffalo Bills and Chicago Bears). . . Joined Bears active roster for final two weeks of season...Inactive vs SD (12/14) and at TB (12/22)... Signed with Bears (12/11) after spending less than a week on Buffalo's practice squad...Signed to New York Jets practice squad 8/27...Moved up to Jets active roster (10/08) before rejoining practice squad following week...Waived from Eagles after training camp (8/20)... Originally drafted in 6th round (199th overall) by Philadelphia. . .Two sport athlete at Florida State starring in track and football...Caught 30 passes for 340 yards and three TDs as a senior...Rushed seven times for 78 yards...Finished football career with 38 catches for 433 yards and five touchdowns in 27 games...Won the NCAA 55-meter indoor hurdle title in 1995...Named most valuable performer at 1994 ACC Indoor Championship... Competed in Olympic trials this past spring in 110-hurdles...Attended Garden City, JC as a freshman...Earned all-American honors at Jones High School in Orlando, Florida...Caught 43 passes for 946 and 13 touchdowns as a senior... Earned degree in social sciences.

UNDRAFTED FREE AGENTS

49 TREMAYNE ALLEN **Tight End** **Florida**
Ht: 6-2 Wt: 234 Born: August 9, 1974

Walked on in 1994 and played in 32 games, starting 20, in three-year career...Recorded 15 career receptions for 261 yards and two touchdowns...Started nine games as a senior, playing in 13, with seven catches for 118 yards and one TD to lead Gator tight ends...Named to SEC Academic Honor Roll...Started 11 of 13 games as a junior...Co-recipient of Florida's Best Effort on Offense Award...Led tight ends with eight catches for 143 yards and a TD...Awarded scholarship after

UNDRAFTED FREE AGENTS

spring drills in 1995...Saw action in six games in 1994 as a walk-on sophomore...Elected to Florida's Student Senate in 1996...Played DE and TE for 1991 Brentwood Academy State Champion team...Cousin of Denver Nugget guard Bryant Stith...Majored in building construction.

60d DARYL CARTER Linebacker Wisconsin
Ht: 6-2 Wt: 222 Born: February 24, 1975

Recorded 178 tackles and 89 solos in four years...One of six team captains as a senior...Finished fourth on team with 78 tackles, 10 for loss, in 13 starts...Finished second on squad with six sacks as a junior...Athlon's national defensive player of the week and Big Ten defensive player of the week after recording 13 tackles, a sack and a forced fumble vs Penn State...Played as a back-up strong safety and on coverage units as a sophomore...Team MVP in both football and track at Washington High in Milwaukee...Second team all-state defensive back after senior year...Rated fourth best prospect in the state by *Milwaukee Journal*...Started on state champion basketball team and won a state track championship as a hurdler...Majored in Afro-American studies.

62d JIMMY CLEMENTS Linebacker Georgia Tech
Ht: 6-3 Wt: 228 Born: December 28, 1973

Earned four varsity letters, starting final two seasons...Totalled 213 career tackles, four sacks, four forced fumbles and an interception as a LB and safety...Third on team with 88 tackles as a senior...Led team with 10 pass break-ups...Yellow Jackets' third leading tackler with 74 stops as a junior...Tied for team lead with four sacks...Spent most of sophomore year at strong safety before moving to OLB due to injuries...Secondary back-up as true freshman totaling 32 tackles...Honorable mention prep all-America by *USA Today*...Recorded 1,425 rushing yards and 87 career tackles over prep career at McEachern (GA) High...Majored in Management.

43d TERRY COUSIN Cornerback South Carolina
Ht: 5-9 Wt: 176 Born: March 11, 1975

Four-year letterman in football at South Carolina...Ran sprints for Gamecock track team...Recorded 203 career tackles and five interceptions...Gamecocks' Most Outstanding Defensive Back and Most Improved Defensive Player as a senior...Led team with 10 pass break-ups...Top kick return man with 258 yards on 14 returns...Led team and finished fourth in SEC in kickoff returns with 617 yards (26 returns) as a junior...Returned kick 73 yards for a TD vs Louisiana Tech...Started eight of 12 games as sophomore...Recorded 75 tackles with a blocked punt and field goal attempt...Named team's Outstanding Freshman in 1993...Played in nine of 11 games as a defensive back and special teamer...Blocked a punt and returned it for a TD vs Vanderbilt...All-county at running back as a senior at Miami Beach Senior High...Majored in retailing.

76d BOBBY HOLLOWAY Defensive Tackle Ohio
Ht: 6-3 Wt: 280 Born: July 17, 1973

Played linebacker for Air Force for three years before transferring to Ohio...Followed his position coach, Jim Grobe, from Air Force to Ohio when Grobe was named head coach...Converted to tackle after red-shirting in 1995...Recorded 43 tackles and three sacks in 10 games as a senior...Played in all 12 games at LB for Air Force as a junior...Recorded 20 tackles, four for losses, and four sacks...Played OLB in 12 games as sophomore, (21 tackles)...

UNDRAFTED FREE AGENTS

Member of junior varsity team as a freshman...Led team in tackles...ROTC member... Lettered three times in football, track and baseball and two years in basketball as a prep star at Air Force ...All-State and all-District as a junior and senior...District Player of the Year as a senior... Majored in behavioral science.

70 Tafa Jefferson

Ht: 6-5 Wt: 304

Offensive Line

Born: October 16, 1974

Pacific

Signed with Bears (3/26) as an undrafted free agent...Originally draft eligible in 1996...Started two years (1994-95) at left tackle for Pacific...Pacific has since dropped its football program... Transferred from Golden West College prior to 1994 season...Earned second team all-Mission Conference honors in 1993...Two-sport athlete at Bolsa Grande High School, lettering in football and basketball...Given name Faatafa Jefferson...Majored in business...Single.

76o Kerry Jenkins

Ht: 6-6 Wt: 320

Tackle

Born: September 6, 1973

Troy State

Two-year starter at tackle for Troy State...Transferred from LSU before 1995 season to be closer to home...Started 14 games at left tackle as a senior...Anchored line that allowed only 14 sacks on season and averaged 4.9 yards rushing per attempt...Named first team Coaches' all-American, first team all-Southland League and second team *Football Gazette* all-American... Started at right tackle as a junior...Played in first rotation of offensive tackles as a sophomore at LSU...Saw action in five games as a redshirt freshman, four as an offensive tackle and one as a defensive tackle...Red-shirted in 1992...Played football, basketball and baseball at Holt High (Tuscaloosa, Ala.)...Two-year starter at offensive tackle and as a defensive end as a senior... Named West Alabama's All-Star defensive end as a senior...All-State at tackle as a junior.

45 Mark Kacmarynski

Ht: 6-1 Wt: 230

Running Back

Born: February 2, 1974

Central College (Iowa)

Left Central College as the all-time leading rusher with 5,855 career yards, second highest in NCAA Division III history...Rewrote Dutch record books by breaking 25 school marks...Rushed for over 100 yards in 30 games and over 200 yards in nine games...Averaged 6.3 yards per carry over career...Rushed for over 1,000 yards in three different seasons...First team all-America and Gagliardi Award finalist for NCAA Division III player of the year after 1994 and 1996 season...Featured in *Sports Illustrated* college football preview before 1995 season, but broke his leg in the third game...Granted a medical hardship year and returned to lead Dutch in 1996 with 1,603 rushing yards and 20 touchdowns...Brother Rich, a Dutch standout from 1988-91, recently was named Central's head coach after serving as an assistant for five years.

14 Kevin Swayne

Ht: 6-2 Wt: 175

Wide Receiver

Born: January 17, 1975

Wayne State College

Holds four Wayne State records: receptions in a game (21), receiving yards in a game (236), receiving yards in a season (1,273) and career receiving yards (2,091)...Started 16 of 19 games in two years as a Wildcat...Finished second among receivers in Division II football as a senior, averaging 127.3 receiving yards per game...Led team with 1,273 receiving yards and eight TDs with 79 receptions...Recorded 100 or more receiving yards in seven of 10 games, eclipsing 200

UNDRAFTED FREE AGENTS

yards twice...Played in nine games as a junior transfer from Palomar Junior College...Led team with 65 catches for 818 yards and four touchdowns...Led Palomar to national championship in 1993 with 84 receptions for 1,300 yards and 13 touchdowns...Earned three letters in basketball, two in cross country and track and one in football at Banning High...Physical education major.

43o SHAWN WASHINGTON Fullback Baylor
Ht: 6-1 Wt: 230 Born: January 8, 1974

Starting fullback for final two years at Baylor...Recorded 109 yards on 26 carries as a senior... Eight catches for 61 yards and two TDs...Ran 68 times for 285 yards and seven TDs in 11 starts in 1995...Reserve fullback as a sophomore, with six carries for 48 yards... Started career at LB and TE before moving to FB...All-District DE as a senior at Connally High (Waco, TX)... Second team all-State...Lettered in football, baseball and track...Telecommunications major.

73o EMMETT ZITELLI Center Purdue
Ht: 6-3 Wt: 295 Born: March 13, 1974

ROOKIE STARTERS

When the Bears opened the 1996 season, CB **Walt Harris** became the first rookie to start on Opening Day under Dave Wannstedt. He was also the first defensive rookie to start at any time for Wannstedt. In the past 15 seasons, the following Bears started as rookies on Opening Day:

1982	- None -
1983	T Jim Covert (D1); WR Willie Gault (D1); CB Mike Richardson (D2)
1984 - 1986	- None -
1987	WR Ron Morris (D2)
1988	- None -
1989	CB Donnell Woolford (D1a); DE Trace Armstrong (D1b)
1990	S Mark Carrier (D1)
1991	T Stan Thomas (D1); WR Anthony Morgan (D5)
1992	T Troy Auzenne (D2)
1993 - 1995	- None -
1996	CB Walt Harris (D1)

Other Bears have started in their rookie season, though not in the opener. Under Dave Wannstedt, **Rashaan Salaam** started 11 games in 1995, **Raymont Harris** started 11 in 1994, and **Curtis Conway**, **Chris Gedney**, and **Todd Perry** all earned starts in 1993. Besides **W. Harris** (who started 13 games), '96 rookies **WR Bobby Engram** (2), **DT Paul Grasmanis** (3), **TE Bobby Neely** (5), and **C/G Chris Villarrial** (8) all earned starts.

TRAINING CAMP

For the 14th consecutive year, the Bears' training camp will be held at the University of Wisconsin-Platteville. The site, 180 miles northwest of Chicago, provides the Bears with five practice fields, two lockerrooms, a weight room, meeting rooms, and dorms for players, staff, media, and guests.

INFO: General Camp: 608 / 342-1201

Public Relations: 608 / 342-1511

Administration: 608 / 342-1636

PR Fax: 608 / 342-1877

Address:

Chicago Bears

U. of Wisconsin-Platteville

Platteville, WI 53818

Bryan Harlan: 608 / 342-1330 (evening)

Phil Handler: 608 / 342-1804 (evening)

Scott Hagel: 608 / 342-1350 (evening)

DATES: Two-a-day practices begin Thursday, July 17. The Bears will be in Platteville through August 15, with several exceptions: on July 21-27, the Bears will be in Dublin, Ireland for the American Bowl against the Pittsburgh Steelers; and August 1-3 and August 9-11, the Bears play pre-season road games.

PRACTICES and SCRIMMAGES: Practice times are subject to change, but tentatively the morning workout starts at 9:00 AM with the afternoon session at 4:00 PM. Practices are on the UW-Platteville campus and are open to the public free of charge. There will be neither a scrimmage nor practices against other teams in Platteville in 1997, due to the American Bowl trip to Dublin with the Steelers.

MEDIA: Credentials are required to cover practices and press conferences. They can be obtained in the basement of Porter Hall. The media work room, equipped with phones, is also located in the basement of Porter.

PREVIOUS TRAINING CAMPS:

1984-Present	University of Wisconsin-Platteville, Wisconsin
1975-83	Lake Forest College, Lake Forest, Illinois
1944-74	St. Joseph's College, Rensselaer, Indiana
1935-43	St. John's Military Academy, Delafield, Wisconsin
1934	Lane Tech High School, Chicago, Illinois
1933	Notre Dame, South Bend, Indiana

DIRECTIONS TO PLATTEVILLE FROM CHICAGO: (approximately three hours driving)

- Take 90 West to Route 20 West through Freeport, IL; continue on Rt. 20 to Rt. 84 North, which becomes Wisconsin Rt. 80/81. Route 80/81 will enter Platteville.

- or -

- Take 90 West through Rockford to Beloit, WI. Take 81 West from Beloit; it becomes Rt. 11 West. Stay on Rt. 11 West to Rt. 23 west of Gratoit. Take Rt. 23 North to Rt. 81 West; stay on Rt. 81 for 29 miles until you enter Platteville.

DIRECTIONS FROM LAKE FOREST:

- Take Highway 41 North to Highway 173. Turn left on 173 and follow to Richmond, IL. Turn right on Highway 12; stay on 12 and enter Wisconsin. Continue on 12 to Interstate 43, and take 43 South to Beloit, WI. As you enter Beloit, continue going straight as the road turns into Highway 81. Take 81 West from Beloit; it becomes Rt. 11 West. Stay on 11 West to Route 23. Take 23 North toward Darlington, WI to 81 West, and stay on 81 West for 29 miles until you enter Platteville.

DIRECTIONS UPON ENTERING PLATTEVILLE:

- After entering Platteville on Route 81, you will come to a stoplight. Turn left onto Highway 151. Turn right onto Staley (McDonalds is on the right). Take the second left onto Gridley. Turn left onto Southwest Road; the stadium will be on your left. Turn right onto Longhorn Drive and follow Longhorn up the hill past the cemetery. Turn left at the stop sign, and follow the road to the dorms, which will be on your right.

1997 BEARS VETERAN ROSTER

No	Name	Pos	Ht	Wt	Born	Exp	College	Acq
63	Burger, Todd	G	6-3	303	3-20-70	4	Penn State	FA-93
35	Burton, James	CB	5-9	184	4-27-71	4	Fresno State	FA-94
10	Butterfield, Mark	QB	6-4	215	7-14-73	2	Stanford	FA-96
23	Carter, Marty	S	6-1	212	12-17-69	7	Mid. Tennessee St.	UFA-97
25	Carter, Tom	CB	6-0	187	9-5-72	5	Notre Dame	RFA-97
30	Carter, Tony	FB	5-11	236	8-23-72	4	Minnesota	FA-94
72	Clark, Jon	T	6-6	345	4-11-73	2	Temple	D6-96
80	Conway, Curtis	WR	6-1	194	3-13-71	5	USC	D1-93
52	Cox, Bryan	LB	6-4	250	2-17-68	6	Western Illinois	UFA-96
60	Davis, Rob	LS	6-3	271	12-10-68	2	Shippensburg (PA)	W/ FA-96
38	Dulaney, Mike	RB	6-0	245	9-9-70	2	North Carolina	UFA-95
81	Engram, Bobby	WR	5-10	192	1-7-73	2	Penn State	D2-96
99	Flanigan, Jim	DT	6-2	286	8-27-71	4	Notre Dame	D3-94
46	Forbes, Marlon	S	6-1	205	12-25-71	2	Penn State	FA-95
93	Grasmanis, Paul	DT	6-2	298	8-2-74	2	Notre Dame	D4-96
29	Harris, Raymont	RB	6-1	225	12-23-70	4	Ohio State	D4-94
57	Harris, Sean	LB	6-3	245	2-25-72	3	Arizona	D3a-95
27	Harris, Walt	CB	5-11	194	8-10-74	2	Mississippi State	D1-96
64	Heck, Andy	T	6-6	298	1-1-67	9	Notre Dame	FA-94
44	Hicks, Michael	RB	6-0	194	2-1-73	2	South Carolina St.	D7b-96
95	Howard, Dana	LB	6-1	244	2-25-72	3	Illinois	FA-96
33	Hughes, Tyrone	KR/DB	5-9	175	1-14-70	5	Nebraska	UFA-97
88	Jackson, Jack	WR	5-8	174	11-11-72	3	Florida	D4-95
1	Jaeger, Jeff	K	5-11	190	11-26-64	11	Washington	UFA-96
85	Jennings, Keith	TE	6-4	275	5-19-66	8	Clemson	FA-94
32	Joseph, Dwayne	CB	5-9	186	6-2-72	3	Syracuse	FA-94
12	Kramer, Erik	QB	6-1	200	11-6-64	8	North Carolina St.	UFA-94
53	Lowery, Michael	LB	6-0	224	2-14-74	2	Mississippi	FA-96
26	Mangum, John	S	5-10	190	3-16-67	8	Alabama	D7-90
36	Marshall, Anthony	S	6-1	212	9-16-70	3	LSU	FA-94
24	Miniefield, Kevin	CB	5-9	182	3-2-70	5	Arizona State	FA-93
92	Minter, Barry	MLB	6-2	242	1-28-70	5	Tulsa	TR-93
13	Mirer, Rick	QB	6-2	214	3-19-70	5	Notre Dame	TR-97
79	Parrish, James	T	6-5	292	5-19-68	4	Temple	FA-96
75	Perry, Todd	G	6-5	312	11-28-70	5	Kentucky	D4a-93
54	Peterson, Anthony	LB	6-0	223	1-23-72	4	Notre Dame	FA-97
65	Pilgrim, Evan	G	6-4	304	8-14-72	3	BYU	D3b-95
69	Polk, Octus	G	6-3	345	9-17-71	2	Stephen F. Austin(TX)	FA-95
87	Proehl, Ricky	WR	6-0	190	3-7-68	8	Wake Forest	UFA-97
68	Reeves, Carl	DE	6-4	265	12-17-71	2	North Carolina St.	D6b-95
31	Salaam, Rashaan	RB	6-1	224	10-8-74	3	Colorado	D1-95
16	Sauerbrun, Todd	P/KO	5-10	209	1-4-73	3	West Virginia	D2b-95
98	Simpson, Carl	DT	6-2	292	4-18-70	5	Florida State	D2-93
90	Spellman, Alonzo	DE	6-4	292	9-27-71	6	Ohio State	D1-92
18	Stenstrom, Steve	QB	6-1	202	12-23-71	3	Stanford	WC-95
91	Thierry, John	DE	6-4	265	9-4-71	4	Alcorn State (MS)	D1-94
58	Villarrial, Chris	C/G	6-4	305	6-9-73	2	Indiana (PA)	D5-96
89	Wetnight, Ryan	TE	6-2	235	11-5-70	5	Stanford	FA-93
71	Williams, James	T	6-7	340	3-29-68	7	Cheyney State (PA)	FA-91
97	Zorich, Chris	DT	6-1	282	3-13-69	7	Notre Dame	D2-91

1997 BEARS FIRST-YEAR ROSTER

FIRST YEAR PLAYERS* (6)

No	Name	Pos	Ht	Wt	Born	College	Acq
78	Augustino, Jason	T	6-6	290	3-31-73	Virginia	FA-96
82	Bowman, Fabien	WR	5-11	186	2-29-72	Western Illinois	FA-95
86	Coleman, Mill	WR	5-9	178	6-19-72	Michigan State	FA-95
22	Martin, Chris	CB	5-9	181	9-1-74	Northwestern	FA-96
47	Randolph, Charles	TE	6-1	287	7-29-72	NE Louisiana	FA-96
15	Riley, Phillip	WR	5-11	189	9-24-72	Florida State	FA-96

ROOKIES (21)

No	Name	Pos	Ht	Wt	Born	College	Acq
49	Allen, Tremayne	TE	6-2	234	8-9-74	Florida	FA-97
84	Allred, John	TE	6-4	246	9-9-74	USC	D2-97
21	Autry, Darnell	RB	5-10	210	3-31-73	Northwestern	D4a-97
60d	Carter, Daryl	LB	6-2	222	2-24-75	Wisconsin	FA-97
62d	Clements, Jimmy	LB	6-3	228	12-28-73	Georgia Tech	FA-97
43d	Cousin, Terry	CB	5-9	176	4-11-75	South Carolina	FA-97
48	Hiles, Van	S	6-0	195	11-1-75	Kentucky	D5-97
94	Hogans, Richard	LB	6-2	249	7-8-75	Memphis	D6b-97
76d	Holloway, Bobby	DT	6-3	280	7-17-73	Ohio	FA-97
45	Kacmarynski, Mark	RB	6-0	229	2-2-74	Central College (IA)	FA-97
70	Jefferson, Tafa	T	6-5	295	10-16-74	Pacific	FA-97
76o	Jenkins, Kerry	T	6-6	320	9-6-73	Troy State	FA-97
96	Miano, Mike	DT	6-3	303	12-17-73	SW Missouri State	D7a-97
37	Parker, Ricky	S	6-1	205	12-4-74	San Diego State	D6c-97
83	Robinson, Marcus	WR	6-3	213	2-27-75	South Carolina	D4b-97
62o	Sapp, Bob	G	6-4	303	9-22-73	Washington	D3-97
78	Swayda, Shawn	DE	6-5	279	9-4-74	Arizona State	D6a-97
14	Swayne, Kevin	WR	6-2	175	1-17-75	Wayne State (NE)	FA-97
73d	Thomas, Marvin	DE	6-5	264	10-19-73	Memphis	D7b-97
43o	Washington, Shawn	RB	6-1	230	1-8-74	Baylor	FA-97
73o	Zitelli, Emmett	C	6-3	295	3-13-74	Purdue	FA-97

* First year designation is for players who have previously been in a professional football league in either training camp, regular season, or post-season; but were not on the active roster (or IR) for at least six games.

pro NUN see ay shun

Tremayne Allen	tree MAIN	Rick Mirer	MIRE
Darnell Autry	AW tree	Octus Polk	pronounced: Otis
Fabien Bowman	BOW ens	Ricky Proehl	PROLL
Paul Grasmanis	grahz MAN us	Rashaan Salaam	ruh SHAUN suh LAHM
Jeff Jaeger	JAY grr	Todd Sauerbrun	SOUR brun
Tafa Jefferson	TAH fuh	John Thierry	theory
Mark Kacmarynski	kack mare IN ski	Chris Villarrial	vuh LAR ree uhl
Mike Miano	me AH no	Emmett Zitelli	zih TELL ee

CAREER NFL STATS OF ACTIVE BEARS

SCORING	TDs: Ru-Re-Rt	PAT	FG	S	Pts
Jaeger (9)	0 0 0	267	185	0	822
Conway (4)	0 23 0	1	0	0	140
Proehl (7)	0 23 0	0	0	0	138
Salaam (2)	13 1 0	0	0	0	84
Jennings (7)	0 10 0	0	0	0	60
Engram (1)	0 6 0	0	0	0	36
R. Harris (3)	5 1 0	0	0	0	36
Mirer (4)	6 0 0	0	0	0	36
Wetnight (4)	0 4 0	0	0	0	24
Kramer (7)	2 0 0	0	0	0	12
Flanigan (3)	0 2 0	0	0	0	12
T. Carter (3)	0 1 0	0	0	0	6
Carrier (7)	0 0 1	0	0	0	6
Zorich (5)	0 0 1	0	0	0	6
Marshall (3)	0 0 1	0	0	0	6
Minter (4)	0 0 1	0	0	0	6
Lowery (1)	0 0 1	0	0	0	6
Dulaney (2)	0 1 0	0	0	0	6
Cox (6)	0 0 1	0	0	0	6

RUSHING	No	Yds	Avg	Lg	TD
Salaam (2)	439	1,570	3.6	42	13
R. Harris (3)	317	1,212	3.8	23	5
Mirer (4)	178	880	4.9	33	6
Conway (4)	24	202	8.4	20	0
Kramer (7)	108	116	1.1	12	2
Proehl (7)	15	114	7.6	17	0
Hicks (1)	27	92	3.4	23	0
T. Carter (3)	21	77	3.7	23	0
Sauerbrun (2)	1	3	3.0	3	0
Flanigan (3)	1	0	0.0	0	0

RECEIVING	No	Yds	Avg	Lg	TD
Proehl (7)	315	4,178	13.3	63	23
Conway (4)	201	2,863	14.2	85	23
Jennings (7)	93	918	9.9	29	10
T. Carter (3)	82	586	7.1	29	1
R. Harris (3)	72	536	7.4	47	1
Wetnight (4)	65	613	9.4	38	5
Engram (1)	33	389	11.8	24	6
Salaam (2)	14	100	7.1	18	1
Ja. Jackson (1)	4	39	9.8	14	0
Dulaney (2)	3	23	7.7	12	1
Flanigan (3)	3	7	2.3	4	3
M. Carter (6)	1	21	21.0	21	0
Hicks (1)	1	-1	-1.0	-1	0

PUNT RETURNS	Ret	FC	Yds	Avg	Lg	TD
Hughes (4)	116	70	1060	9.1	83	2
Engram (1)	31	19	282	9.1	34	0
Conway (3)	8	9	63	7.9	24	0
Proehl (7)	5	1	28	5.6	14	0

KICKOFF RETURNS	No	Yds	Avg	Lg	TD
Hughes (4)	229	5,717	25.0	99	3
Conway (4)	31	678	21.8	55	0
Ja. Jackson (1)	27	619	22.9	60	0
Engram (1)	25	580	23.2	45	0
T. Carter (3)	9	123	13.7	26	0
Dulaney (2)	4	63	15.8	20	0
Flanigan (3)	2	26	13.0	14	0
R. Harris (3)	1	18	18.0	18	0
Mangum (7)	1	0	0.0	0	0
M. Carter (6)	1	0	0.0	0	0
Thierry (3)	1	0	0.0	0	0
Marshall (3)	0	75	--	75	0

PUNTING	No	Yds	Avg	Net	TB	In20	Lg	B
Sauerbrun (2)	133	5,571	41.9	33.3	18	31	72	0

INTERCEPTIONS	No	Yds	Avg	Lg	TD
Tom Carter (4)	18	252	14.0	51	1
M. Carter (6)	10	70	7.0	29	0
Hughes (4)	4	31	7.8	--	0
Cox (6)	3	38	12.7	26	0
Marshall (3)	3	20	6.7	20	0
Mangum (7)	3	7	2.3	5	0
Joseph (2)	2	31	15.5	31	0
Minter (4)	2	7	3.5	5	1
W. Harris (1)	2	0	0.0	0	0
Spellman (5)	1	31	31.0	31	0
Burton (3)	1	11	11.0	11	0

DEFENSE	Tackles	Solo	FF	FR	PD	Sk
Cox (6)	698	488	15	8	23	34.5
M. Carter (6)	741	486	10	3	48	3
Zorich (5)	367	179	3	4	1	15.5
Mangum (7)	264	171	3	1	20	3.5
Spellman (5)	262	152	8	1	16	30
Minter (4)	254	138	2	0	12	1.5
Tom Carter (4)	223	180	-	0	60	0
Flanigan (3)	169	98	0	0	1	16
Simpson (4)	162	78	2	2	5	3.0
Minisfield (4)	122	85	3	0	13	1.5
W. Harris (1)	113	93	2	2	18	0
Hughes (4)	93	84	0	3	15	0
Burton (3)	66	48	0	0	6	0
Thierry (3)	62	37	3	4	8	6
Marshall (3)	47	24	1	0	12	0
Joseph (2)	42	31	1	0	4	0
Grasmanis (1)	22	7	0	0	0	0
M. Thomas (4)	47	32	0	2	1	7.5
Peterson (3)	38	30	0	0	0	0
Williams (6)	18	9	0	0	1	1
S. Harris (1)	14	6	0	0	0	0
Reeves (1)	5	1	1	0	0	0
Keyes (1)	5	3	0	0	0	0
Forbes (1)	4	3	0	0	0	0
Lowery (1)	2	1	0	0	0	0

() Seasons in the NFL with at least 1 game played.
Does not include post-season games.

PASSING	Att	Cmp	Yds	Cmp%	Y/Att	TD	TD%	Int	Int%	Lg	Sack-Lost	Rating
Kramer (7)	1,431	813	9,715	56.8	6.79	67	4.7	48	3.4	85	80-506	79.3
Mirer (4)	1,523	814	9,094	53.5	5.97	41	2.7	56	3.7	60	138-716	65.2
Stenstrom (1)	4	3	37	75.0	9.25	0	0.0	0	0.0	28	1-5	103.1
Conway (4)	3	2	56	66.7	18.67	2	66.7	0	0.0	23	0-0	
Sauerbrun (2)	2	2	63	100.0	33.00	1	100.0	0	0.0	47	0-0	118.8
Proehl (7)	1	0	0	0.0	0.0	0	0.0	1	100.0	0	0-0	

1996 FINAL STANDINGS

NATIONAL FOOTBALL CONFERENCE

Central Division

	W	L	T	Pct.	PF	PA
Green Bay	13	3	0	.813	456	210
*Minnesota	9	7	0	.563	298	315
CHICAGO	7	9	0	.438	283	305
Tampa Bay	6	10	0	.375	221	293
Detroit	5	11	0	.313	302	368

Eastern Division

Dallas	10	6	0	.625	286	250
*Philadelphia	10	6	0	.625	363	341
Washington	9	7	0	.563	364	312
Arizona	7	9	0	.438	300	397
New York Giants	6	10	0	.375	242	297

Western Division

Carolina	12	4	0	.750	367	218
*San Francisco	12	4	0	.750	398	257
St. Louis	6	10	0	.375	303	409
Atlanta	3	13	0	.188	309	465
New Orleans	3	13	0	.188	229	339

* Wild Card qualifier for playoffs

AMERICAN FOOTBALL CONFERENCE

Central Division

	W	L	T	Pct.	PF	PA
Pittsburgh	10	6	0	.625	344	257
*Jacksonville	9	7	0	.563	325	335
Cincinnati	8	8	0	.500	372	369
Houston	8	8	0	.500	345	319
Baltimore	4	12	0	.250	371	441

Eastern Division

New England	11	5	0	.687	418	313
*Buffalo	10	6	0	.625	319	266
*Indianapolis	9	7	0	.563	317	334
Miami	8	8	0	.500	339	325
NY Jets	1	15	0	.063	279	454

Western Division

Denver	13	3	0	.813	391	275
Kansas City	9	7	0	.563	297	300
San Diego	8	8	0	.500	310	376
Oakland	7	9	0	.438	340	293
Seattle	7	9	0	.438	317	376

1996 NFL POST-SEASON

NFC Wild Card Playoff Games

DALLAS 40, Minnesota 15
SAN FRANCISCO 14, Philadelphia 0

NFC Divisional Playoff Games

GREEN BAY 35, San Francisco 14
CAROLINA 26, Dallas 17

NFC Championship Game

GREEN BAY 30, Carolina 13

AFC Wild Card Playoff Games

Jacksonville 30, BUFFALO 27
PITTSBURGH 42, Indianapolis 14

AFC Divisional Playoff Games

Jacksonville 30, DENVER 27
NEW ENGLAND 28, Pittsburgh 3

AFC Championship Game

NEW ENGLAND 20, Jacksonville 6

SUPER BOWL XXXI at Louisiana Superdome, New Orleans, Louisiana

Green Bay (NFC) 35, New England (AFC) 21

AFC-NFC PRO BOWL at Aloha Stadium, Honolulu, Hawaii

AFC 26, NFC 23 (OT)

- Dallas finished ahead of Philadelphia based on better record against common opponents (8-5 to 7-6).
- Minnesota was the third Wild Card team based on better conference record (8-4) than Washington (6-6).
- Carolina finished ahead of San Francisco based on head-to-head sweep (2-0).
- Atlanta finished ahead of New Orleans based on head-to-head sweep (2-0).
- Jacksonville was the second Wild Card team based on better conference record (7-5) than Indianapolis (6-6) and Kansas City (5-7).
- Indianapolis was the third Wild Card team based on its head-to-head victory over Kansas City.
- Cincinnati finished ahead of Houston based on better net division points (19 to 11).
- Oakland finished ahead of Seattle based on better division record (3-5 to 2-6).

1996 FINAL STATISTICS

WON 7, LOST 9

Sept. 2	W	22-6	DALLAS	63,076
Sept. 8	L	3-10	at Washington	52,711
Sept. 15	L	14-20	MINNESOTA	61,301
Sept. 22	L	16-35	at Detroit	70,022
Sept. 29	W	19-17	OAKLAND	57,062
Oct. 6	L	6-37	GREEN BAY	65,480
Oct. 13	L	24-27	at New Orleans	43,512
Oct. 28	W	15-13	at Minnesota	58,143
Nov. 3	W	13-10	TAMPA BAY	58,727
Nov. 10	L	12-17	at Denver	75,555
Nov. 17	L	10-14	at Kansas City	76,762
Nov. 24	W	31-14	DETROIT	55,864
Dec. 1	L	17-28	at Green Bay	59,682
Dec. 8	W	35-9	ST. LOUIS	45,075
Dec. 14	W	27-14	SAN DIEGO	49,763
Dec. 22	L	19-34	at Tampa Bay	51,572

	Bears	Opp
TOTAL FIRST DOWNS	300	295
Rushing	104	87
Passing	176	183
Penalty	20	25
3rd Down: Made/Att	78/231	79/206
3rd Down Pct.	33.8	38.3
4th Down: Made/Att	20/28	8/14
4th Down Pct.	71.4	57.1
POSSESSION AVG.	30:51	29:09
TOTAL NET YARDS	4905	4884
Avg. Per Game	306.6	305.3
Total Plays	1046	981
Avg. Per Play	4.7	5.0
NET YARDS RUSHING	1720	1617
Avg. Per Game	107.5	101.1
Total Rushes	472	427
NET YARDS PASSING	3185	3267
Avg. Per Game	199.1	204.2
Sacked/Yards Lost	23/165	30/209
Gross Yards	3350	3476
Att./Completions	551/318	524/314
Completion Pct.	57.7	59.9
Had Intercepted	18	17
PUNTS/AVERAGE	78/44.8	76/40.1
NET PUNTING AVG.	78/34.9	76/34.0
PENALTIES/YARDS	103/808	113/849
FUMBLES/BALL LOST	25/9	29/11
TOUCHDOWNS	31	37
Rushing	9	13
Passing	19	21
Returns	3	3

SCORE BY PERIOD	1	2	3	4	OT	Tot
BEARS	70	89	57	67	0	283
OPPONENTS	48	140	62	55	0	305

SCORING	TDs:	Ru-	Pa-	Rt	K-PAT	FG	S	Pts
Jaeger	0	0	0	0	23/23	19/23	0	80
Conway	7	0	7	0			0	42
Engram	6	0	6	0			0	36
R. Harris	5	4	1	0			0	30
Salaam	4	3	1	0			0	24
Huerta TM	0	0	0	0	3/3	4/7	0	15
Cox	1	0	0	1			0	6
Faulkerson	1	0	1	0			0	6
Flanigan	1	0	1	0			0	6
Krieg	1	1	0	0			0	6
Lowery	1	0	0	1			0	6
Matthews	1	1	0	0			0	6
Spears	1	0	1	0			0	6
Wetnight	1	0	1	0			0	6
Woolford	1	0	0	1			0	6
BEARS	31	9	19	3	26/26	23/30	1	283
OPPNTS	37	13	21	3	35/36	16/23	0	305

2-PT CONVERSIONS: BEARS 0-5, Oppnts 0-1.

RUSHING	No	Yds	Avg	Lg	TD
R. Harris	194	748	3.9	23	4
Salaam	143	496	3.5	32	3
Green	60	249	4.2	19	0
Hicks	27	92	3.4	23	0
Conway	8	50	6.3	19	0
T. Carter	11	43	3.9	23	0
Timpson	3	21	7.0	13	0
Krieg	16	12	0.8	2	1
Kramer	8	4	0.5	3	0
Sauerbrun	1	3	3.0	3	0
Matthews	1	2	2.0	2t	1
BEARS	472	1720	3.6	32	9
OPPONENTS	427	1617	3.8	63	13

RECEIVING	No	Yds	Avg	Lg	TD
Conway	81	1049	13.0	58t	7
Timpson	62	802	12.9	49	0
T. Carter	41	233	5.7	29	0
Engram	33	389	11.8	24	6
R. Harris	32	296	9.3	47	1
Wetnight	21	223	10.6	38	1
Green	13	78	6.0	18	0
Neely	9	92	10.2	21	0
Salaam	7	44	6.3	11t	1
Jennings	6	56	9.3	20	0
Cash	4	42	10.5	14	0
Ja. Jackson	4	39	9.8	14	0
Krieg	1	5	5.0	5	0
Faulkerson	1	1	1.0	1t	1
Flanigan	1	1	1.0	1t	1
Spears	1	1	1.0	1t	1
Hicks	1	-1	-1.0	-1	0
BEARS	318	3350	10.5	58t	19
OPPONENTS	314	3476	11.1	62t	21

1996 FINAL STATISTICS

INTERCEPTIONS	No	Yds	Avg	Lg	TD
Woolford	6	37	6.2	28t	1
M. Carter	3	34	11.3	29	0
Marshall	2	20	10.0	20	0
Carrier	2	0	0.0	0	0
W. Harris	2	0	0.0	0	0
Burton	1	11	11.0	11	0
Minter	1	5	5.0	5	0
BEARS	17	107	6.3	29	1
OPPONENTS	18	94	5.2	27	0

KICKOFF RETURNS	No	Yds	Avg	Lg	TD
Ja. Jackson	27	619	22.9	60	0
Engram	25	580	23.2	45	0
Faulkerson	4	63	15.8	20	0
Marshall	0	75	---	75	0
BEARS	56	1337	23.9	88	0
OPPONENTS	52	1115	21.4	90t	1

SACKS: Spellman 8.0, Flanigan 5.0, A. Fontenot 4.5, Cox 3.0, Thierry 2.0, Miniefield 1.5, Minter 1.5, Simpson 1.5, Cain 1.0, Mangum 1.0, Smith 1.0, TEAM 30.0, OPPONENTS 23.0

PASSING	Att	Cmp	Yds	Cmp%	Yd/Att	TD	TD%	Int	Int%	Lg	Sack/Lost	Rating
Krieg	377	226	2278	59.9	6.04	14	3.7	12	3.2	53t	14/104	76.3
Kramer	150	73	781	48.7	5.21	3	2.0	6	4.0	58t	7/53	54.3
Matthews	17	13	158	76.5	9.29	1	5.9	0	0.0	26	1/3	124.1
Stenstrom	4	3	37	75.0	9.25	0	0.0	0	0.0	28	1/5	103.1
Sauerbrun	2	2	63	100.0	31.50	0	0.0	0	0.0	47	0/0	118.8
Conway	1	1	33	100.0	33.00	1	100.0	0	0.0	33t	0/0	158.3
BEARS	551	318	3350	57.7	6.08	19	3.4	18	3.3	58t	23/165	73.4
OPPONENT	524	314	3476	59.9	6.63	21	4.0	17	3.2	62t	30/209	79.5

DEFENSE	Tackles	Solo	Assist	FF	FR	PD	Sacks-Yds	Int-Yds
Carter, M.	180	102	78	1		14		3-34
Cain	124	68	56	3		1	1-6	
Harris, W.	113	93	20	2	2	18		2-0
Minter	106	56	50	1		4	1.5-10	1-5
Cox	99	56	43	1	3	2	3-16	
Smith	89	48	41		2	1	1-3	
Woolford	78	63	15			20		6-37
Spellman	78	46	32	3		2	8-67	
Flanigan	78	43	35			1	5-38	
Carrier	76	40	36	1	1	7		2-0
Simpson	76	36	40	1	2	2	1.5-9	
Fontenot, A.	75	34	41	2		2	4.5-28	
Miniefield	38	30	8	2		3	1.5-10	
Burton	31	24	7			5		1-11
Mangum	31	18	13	1		4	1-7	
Marshall	28	15	13			9		2-20
Grasmanis	22	7	15					
Thierry	19	11	8	1		2	2-17	
Harris, S.	14	6	8					
Reeves	5	1	4	1				
Keyes	5	3	2					
Forbes	4	3	1					
Lowery	2	1	1					
Briggs	0							
Martin	0							

PUNTING	No	Yds	Avg	Net	TBIn20	Lg	B
Sauerbrun	78	3491	44.8	34.9	12	15	72 0
BEARS	78	3491	44.8	34.9	12	15	72 0
OPPNTS	73	3047	40.1	34.0	9	25	60 1

PUNT RETURNS	Ret	FC	Yds	Avg	Lg	TD
Engram	31	19	282	9.1	34	0
BEARS	31	19	282	9.1	34	0
OPPONENTS	42	12	527	12.5	88t	2

FIELD GOALS	1-19	20-29	30-39	40-49	50+
Jaeger	0/0	4/4	3/4	12/15	0/0
Huerta	0/0	0/0	3/5	1/2	0/0
BEARS	0/0	4/4	6/9	13/17	0/0
OPPONENTS	0/0	6/7	4/4	3/9	3/3

Jaeger: () () () (46G) (44G, 24G, 40G, 30G) (40G, 41G) (28G, 32N) (44N, 46N, 41G, 44G) (27G, 47N, 23G) (35G, 48G) (49G) (42G) (34G) () (45G, 40G) ()

TEAM: (31G, 35N, 42G, 34G) (37G, 39N) (44N) (46G) (44G, 24G, 40G, 30G) (40G, 41G) (28G, 32N) (44N, 46N, 41G, 44G) (27G, 47N, 23G) (35G, 48G) (49G) (42G) (34G) () (45G, 40G) ()

OPPONENTS: (28G, 43N, 28G) (50G, 44N, (33G, 34G) () (28G) (32G) (34G, 54G) (41G, 43G, 48B) (45G) (24G) () () (46N) (45N, 25G) (48N, 26N) (50G, 22G)

KEY: FF - Forced Fumbles; FR - Fumbles Recovered; PD - Passes Defended
Compiled from coaches watching game films.

See page 15 for special teams tackles.

1996 GAME SUMMARIES

Game 1

Bears 22, Dallas 6

Soldier Field (63,076)

Monday night, September 2, 1996

DALLAS	3	0	0	3	-	6
CHICAGO	0	10	0	12	-	22

COWBOYS - Boniol 28-yard field goal (8-28, 4:33). **BEARS** - R. Harris 33-yard pass from Conway (Huerta kick) (5-67, 2:50). **BEARS** - Huerta 31-yard field goal (8-47, 1:09). **BEARS** - Huerta 42-yard field goal (12-52, 6:01). **BEARS** - Huerta 34-yard field goal (4-4, 1:22). **BEARS** - Cox fumble recovery in endzone (pass failed). **COWBOYS** - Boniol 28-yard field goal (12-66, 5:14).

	Cowboys	Bears
First downs.....	18	14
Total net yards.....	256	304
Rushes-yards.....	25-83	32-91
Att-comp-net.....	37-21-173	29-14-213
Times thrown-yds lost.....	2-19	0-0
Int-TDs.....	1-0	1-1
Punts - avg.....	4-37.3	3-53.3
Penalties-yards.....	9-64	6-57
Fumbles-lost.....	4-3	1-1
Time of possession.....	30:36	29:24

RUSHING

BEARS - Green 17-62, R. Harris 10-21, Timpson 1-8, Kramer 4-0.

COWBOYS - E. Smith 18-70, Aikman 3-9, Johnston 2-6, Williams 2-(-2).

RECEIVING

BEARS - R. Harris 3-103-1, Timpson 3-56, Conway 4-33, Green 2-8, Ingram 1-7, Jennings 1-6.

COWBOYS - Sanders 9-87, Williams 3-32, Johnston 3-27, Walker 2-24, Martin 1-12, Ware 1-5.

PASSING

BEARS - Kramer 27-12-133, 1 int; Sauerbrun 1-1-47; Conway 1-1-33, 1 TD.

COWBOYS - Aikman 37-21-192, 1 int.

INTERCEPTIONS

BEARS - M. Carter 1-29.

COWBOYS - K. Smith 1-(-1).

SACKS

BEARS - Miniefeld 1-12, Flanigan 1-7.

COWBOYS - None.

Game 2

Washington 10, Bears 3

RFK Stadium (52,711)

Sunday, September 8, 1996

WASHINGTON	0	3	7	0	-	10
CHICAGO	3	0	0	0	-	3

BEARS - Huerta 37-yard field goal (10-47, 5:30). **REDSKINS** - Blanton 50-yard field goal (8-47, 3:37). **REDSKINS** - Allen 28-yard run (Blanton kick) (3-61, 1:16).

	Redskins	Bears
First downs.....	13	19
Total net yards.....	249	304
Rushes-yards.....	24-81	33-148
Att-comp-net.....	29-18-168	37-20-156
Times thrown-yds lost.....	1-9	4-32
Int-TDs.....	0-0	1-0
Punts - avg.....	8-42.5	7-47.4
Penalties-yards.....	2-8	6-43
Fumbles-lost.....	2-1	3-1
Time of possession.....	26:56	33:04

RUSHING

BEARS - Green 20-106, R. Harris 12-43, Kramer 1-(-1).

REDSKINS - Allen 20-83-1, Frerotte 3-(-2), Mitchell 1-0.

RECEIVING

BEARS - Timpson 6-77, Conway 6-69, R. Harris 3-15, Ingram 2-28, Green 2-8, T. Carter 1-(-9).

REDSKINS - Ellard 4-70, Westbrook 4-38, Mitchell 3-27, Logan 2-17, Allen 3-12, Asher 1-7, Shepherd 1-6.

PASSING

BEARS - Kramer 37-20-188, 1 int.

REDSKINS - Frerotte 29-18-177.

INTERCEPTIONS

BEARS - None.

REDSKINS - Morrison 1-4.

SACKS

BEARS - Cox 1-9.

REDSKINS - Gilbert 1-7, Harvey 1-9, Owens 1-10, Stephens 1-6.

1996 GAME SUMMARIES

Game 3

Minnesota 20, Bears 14

Soldier Field (61,301)

Sunday, September 15, 1996

MINNESOTA	0	14	0	6	-20
CHICAGO	7	7	0	0	-14

BEARS - Engram 5-yard pass from Kramer (Huerta kick) (11-78, 5:39). **VIKINGS** - Smith 14-yard run (Sisson kick) (12-80, 5:59).

BEARS - Woolford 29-yard interception return (Huerta kick). **VIKINGS** - Reed 29-yard pass from Moon (Sisson kick) (3-24, 1:16). **VIKINGS** - Sisson 33-yard field goal (9-51, 3:10). **VIKINGS** - Sisson 34-yard field goal (4-2, 1:02).

	Vikings	Bears
First downs.....	21	17
Total net yards.....	299	377
Rushes-yards.....	34-138	23-108
Att-comp-net.....	44-22-239	40-18-191
Times thrown-yds lost.....	0-0	1-8
Int-TDs.....	1-1	3-0
Punts - avg.....	9-34.8	7-51.1
Penalties-yards.....	11-77	5-31
Fumbles-lost.....	0-0	3-0
Time of possession.....	35:03	24:57

RUSHING

BEARS - Green 14-55, R. Harris 7-41, Conway 1-12, Krieg 1-0.

VIKINGS - R. Smith 18-81-1, Lee 8-46, Moon 2-6, Graham 6-5.

RECEIVING

BEARS - Timpson 5-54, Conway 4-69, Green 4-36, Wetnight 2-13, Engram 2-11-1, R. Harris 1-16.

VIKINGS - Carter 5-74, Reed 4-60, Ismail, 5-54, Lee 5-31, Evans 2-15, Jordan 1-5.

PASSING

BEARS - Kramer 40-18-199, 1 TD, 3 ints.

VIKINGS - Moon 44-22-239, 1 TD, 1 int.

INTERCEPTIONS

BEARS - Woolford 1-28-1.

VIKINGS - Brady 1-8, Fuller 1-0, Griffith 1-(-1).

SACKS

BEARS - None.

VIKINGS - Randle 1-8.

Game 4

Detroit 35, Bears 16

Pontiac Silverdome (70,022)

Sunday, September 22, 1996

DETROIT	0	21	7	7	-35
CHICAGO	0	16	0	0	-16

LIONS - Morton 15-yard pass from Mitchell (Hanson kick) (13-72, 5:45). **LIONS** - Perriman 2-yard pass from Mitchell (Hanson kick) (3-21, 1:10). **BEARS** - Jaeger 46-yard field goal (4-3, 1:36). **BEARS** - Conway 58-yard pass from Kramer (Jaeger kick) (3-74, 1:35). **LIONS** - Morton 62-yard pass from Mitchell (Hanson kick) (1-62, 0:12). **BEARS** - Flanigan 1-yard pass from Kramer (pass failed) (11-63, 1:25). **LIONS** - Mitchell 1-yard run (Hanson kick) (5-69, 1:55). **LIONS** - Perriman 24-yard pass from Mitchell (Hanson kick) (10-81, 5:08).

	Lions	Bears
First downs.....	19	19
Total net yards.....	394	318
Rushes-yards.....	29-85	24-70
Att-comp-net.....	34-24-309	46-23-248
Times thrown-yds lost.....	4-27	2-13
Int-TDs.....	1-0	1-0
Punts - avg.....	7-49.7	6-49
Penalties-yards.....	8-76	5-31
Fumbles-lost.....	1-0	3-1
Time of possession.....	33:21	26:39

RUSHING

BEARS - Salaam 10-27, Hicks 9-26, Green 1-9, Kramer 3-5, T. Carter 1-3.

LIONS - Sanders 19-66, Mitchell 6-8-1, Morton 1-6, Rivera 3-5.

RECEIVING

BEARS - Conway 8-126-1, Wetnight 4-40, Engram 3-39, Ja. Jackson 2-20, Salaam 2-13, Carter 2-12, Green 1-10, Flanigan 1-1-1.

LIONS - Morton 7-174-2, Moore 7-74, Perriman 6-65-2, Sloan 3-19, Sanders 1-4.

PASSING

BEARS - Kramer 46-23-261, 2 TDs, 1 int.

LIONS - Mitchell 34-24-336, 4 TDs, 1 int.

INTERCEPTIONS

BEARS - W. Harris 1-0.

LIONS - McNeil 1-15.

SACKS

BEARS - Cox 1-7, A. Fontenot 1-6, Miniefield 1-7, Simpson 1-7.

LIONS - Bonham 1-6, Thomas 1-7.

1996 GAME SUMMARIES

Game 5

Bears 19, Oakland 17

Soldier Field (57,062)

Sunday, September 29, 1996

OAKLAND	0	10	7	0	-17
CHICAGO	0	3	7	9	-19

BEARS - Jaeger 44-yard field goal, (6-42, 2:12) **RAIDERS** - Fenner 1-yard run (Ford kick) (9-65, 4:00). **RAIDERS** - Ford 28-yard field goal (7-19, 1:11). **RAIDERS** - Brown 5-yard pass from Hostetter (Ford kick) (10-64, 4:54). **BEARS** - Salaam 11-yard pass from Krieg (Jaeger kick) (7-60, 3:25). **BEARS** - Jaeger 24-yard field goal (8-41, 3:32). **BEARS** - Jaeger 40-yard field goal (9-36, 4:13). **BEARS** - Jaeger 30-yard field goal (13-66, 5:33).

	Raiders	Bears
First downs.....	17	15
Total net yards.....	283	296
Rushes-yards.....	25-117	33-108
Att-comp-net.....	35-19-166	30-16-188
Times thrown-yds lost.....	1-6	1-2
Int-TDs.....	4-0	0-0
Punts - avg.....	6-40.7	7-39.9
Penalties-yards.....	10-87	9-51
Fumbles-lost.....	0-0	1-0
Time of possession.....	29:17	30:43

RUSHING

BEARS - Salaam 24-77, Hicks 7-31, Conway 1-1, Krieg 1-(-1).

RAIDERS - Aska 13-86, Fenner 4-14-1, Kaufman 6-13, Hostetter 2-4.

RECEIVING

BEARS - T. Carter 5-32, Conway 4-49, Timpson 2-59, Wetnight 2-28, Neely 1-12, Salaam 1-11-1, Hicks 1-(-1).

RAIDERS - Brown 6-51-1, Jett 5-56, Fenner, 5-38, Hobbs 3-27.

PASSING

BEARS - Krieg 30-16-190, 1 TD.

RAIDERS - Hostetter 35-19-172, 1 TD, 4 ints.

INTERCEPTIONS

BEARS - Woolford 2-4, Burton 1-11, Minter 1-5.

RAIDERS - None.

SACKS

BEARS - Cain 1-6.

RAIDERS - Maryland 1-2.

Game 6

Green Bay 37, Bears 6

Soldier Field (65,480)

Sunday, October 6, 1996

GREEN BAY	0	20	14	3	-37
CHICAGO	0	3	3	0	-6

PACKERS - Brooks 18-yard pass from Favre (Jacke kick) (7-53, 3:54). **BEARS** - Jaeger 40-yard field goal (16-68, 7:15).

PACKERS - Jackson 2-yard pass from Favre (Jacke kick) (9-53, 1:37). **PACKERS** - Freeman 50-yard pass from Favre (kick wide right) (3-50, 0:20). **BEARS** - Jaeger 41-yard field goal (10-56, 3:43). **PACKERS** - Beebe 90-yard kickoff return (Jacke kick).

PACKERS - Freeman 35-yard pass from Favre (Jacke kick) (8-73, 4:42). **PACKERS** - Jacke 32-yard field goal (10-49, 6:18).

	Packers	Bears
First downs.....	21	15
Total net yards.....	343	243
Rushes-yards.....	29-100	27-53
Att-comp-net.....	19-28-243	32-19-190
Times thrown-yds lost.....	2-8	1-5
Int-TDs.....	1-0	3-0
Punts - avg.....	2-36.5	3-52.7
Penalties-yards.....	4-25	7-68
Fumbles-lost.....	1-0	1-0
Time of possession.....	28:49	31:11

RUSHING

BEARS - Salaam 20-43, Hicks 4-7, Krieg 3-3.

PACKERS - Bennett 12-32, Jervy 6-25, Levens 5-23, Favre 3-15, Henderson 2-4, Brooks 1-1.

RECEIVING

BEARS - Conway 9-101, Timpson 4-54, Carter 3-8, Engram 2-30, Salaam 1-2.

PACKERS - Freeman 7-146-2, Brooks 6-68-1, Bennett 2-15, Jackson 2-11-1, Beebe 1-6, Thomason 1-5.

PASSING

BEARS - Krieg 27-15-142, 3 ints; Stenstrom 4-3-37; Sauerbrun 1-1-16.

PACKERS - Favre 27-18-246, 4 TDs, 1 int; McMahon 1-1-5.

INTERCEPTIONS

BEARS - M. Carter 1-(-1).

PACKERS - Evans 1-7, Koonce 1-3, Simmons 1-0.

SACKS

BEARS - Spellman 1-5, Smith 1-3.

PACKERS - None.

1996 GAME SUMMARIES

Game 7

New Orleans 27, Bears 24

Louisiana Superdome (43,512)

Sunday, October 13, 1996

NEW ORLEANS	0	7	10	10	-27
CHICAGO	3	14	7	0	-24

BEARS - Jaeger 28-yard field goal (11-58, 5:42). **BEARS** - Conway 18-yard pass from Krieg (Jaeger kick) (4-46, 1:51). **SAINTS** - DeRamus 28-yard pass from Everett (Brien kick) (9-79, 4:14). **BEARS** - Spears 1-yard pass from Krieg (Jaeger kick) (7-64, 1:37). **SAINTS** - Brien 34-yard field goal (8-39, 4:06). **SAINTS** - Haynes 5-yard pass from Everett (Brien kick) (2-68, 0:41). **BEARS** - Conway 53-yard pass from Krieg (Jaeger kick) (3-69, 1:37). **SAINTS** - Zellars 3-yard run (Brien kick) (12-64, 6:05). **SAINTS** - Brien 54-yard field goal (7-42, 2:08).

	Saints	Bears
First downs.....	23	18
Total net yards.....	423	327
Rushes-yards.....	34-205	28-105
Att-comp-net.....	31-22-218	28-19-222
Times thrown-yds lost.....	1-5	2-25
Int-TDs.....	1-0	0-0
Punts - avg.....	1-43	7-43
Penalties-yards.....	6-35	7-43
Fumbles-lost.....	5-3	2-1
Time of possession.....	31:31	28:29

RUSHING

BEARS - Salaam 14-40, T. Carter 6-37, Hicks 7-28, Conway 1-0.

SAINTS - Zellars 20-174-1, Neal 4-16, Whittle 2-12, Everett 4-2, Bates 4-1.

RECEIVING

BEARS - Conway 7-111-2, Timpson 5-52, Wetnight 2-48, T. Carter 2-12, Engram 1-22, Salaam 1-1, Spears 1-1-1.

SAINTS - Small 6-59, Smith 4-48, Haynes 4-39-1, Lusk 2-19, Jeffries 2-18, Whittle 2-4, DeRamus 1-28-1, Zellars 1-8.

PASSING

BEARS - Krieg 28-19-247, 3 TDs.

SAINTS - Everett 31-22-223, 2 TDs, 1 int.

INTERCEPTIONS

BEARS - Marshall 1-0.

SAINTS - None.

SACKS

BEARS - Spellman 1-5.

SAINTS - Harvey 1-10, Stokes 1-15.

Game 8

Bears 15, Minnesota 13

H.H.H. Metrodome (58,143)

Monday night, October 28, 1996

MINNESOTA	3	0	10	0	-13
CHICAGO	2	13	0	0	-15

VIKINGS - Sisson 41-yard field goal (8-46, 3:05). **BEARS** - Miniefeld blocked punt for safety. **BEARS** - Jaeger 41-yard field goal (11-51, 5:58). **BEARS** - Salaam 1-yard run (Jaeger kick) (7-58, 2:03). **BEARS** - Jaeger 44-yard field goal (5-16, 0:18). **VIKINGS** - Ismail 54-yard pass from Moon (Sisson kick) (5-80, 1:46). **VIKINGS** - Sisson 43-yard field goal (12-36, 6:21).

	Vikings	Bears
First downs.....	16	18
Total net yards.....	279	276
Rushes-yards.....	14-11	29-96
Att-comp-net.....	41-25-268	35-23-180
Times thrown-yds lost.....	5-29	1-7
Int-TDs.....	1-0	2-0
Punts - avg.....	4-31.3	3-40.3
Penalties-yards.....	12-75	6-63
Fumbles-lost.....	4-1	0-0
Time of possession.....	27:21	32:39

RUSHING

BEARS - R. Harris 15-61, Salaam 11-36-1, T. Carter 1-0, Krieg 1-(-1).

VIKINGS - Graham 4-8, Evans 2-6, Smith 4-(-1), Lee 4-(-2).

RECEIVING

BEARS - Timpson 7-78, Conway 5-68, Wetnight 5-19, Jennings 3-19, T. Carter 2-1, Engram 1-2.

VIKINGS - Reed 11-153, Ismail 3-70-1, Lee 5-36, Carter 5-34, Evans 1-4.

PASSING

BEARS - Krieg 35-23-187, 2 ints.

VIKINGS - Moon 26-15-218, 1 TD, 1 int; Johnson 15-10-79.

INTERCEPTIONS

BEARS - Carrier 1-0.

VIKINGS - Fisk 1-0, Thomas 1-0.

SACKS

BEARS - Cox 1-0, Flanigan 1-8, A. Fontenot 1-1, Spellman 1-14, Thierry 1-6.

VIKINGS - Griffith 1-7.

1996 GAME SUMMARIES

Game 9

Bears 13, Tampa Bay 10

Soldier Field (58,727)
Sunday, November 3, 1996

TAMPA BAY	0	10	0	0	-10
CHICAGO	3	3	7	0	-13

BEARS - Jaeger 27-yard field goal (15-77, 7:58). **BUCCANEERS** - Moore 17-yard pass from Dilfer (Husted kick) (1-17, 0:05).

BEARS - Jaeger 23-yard field goal (9-70, 4:21). **BUCCANEERS** - Husted 45-yard field goal (9-56, 4:33). **BEARS** - R. Harris 1-yard run (Jaeger kick) (3-19, 1:48).

Buccaneers	Bears
.....14	18
.....245	269
.....23-67	38-185
.....32-15-178	25-11-84
ost..... 1-6	0-0
.....1-0	1-0
.....6-39.8	7-42.1
.....8-75	4-30
.....3-1	1-0
.....27:33	32:27

RUSHING

BEARS - R. Harris 19-118-1, Salaam 16-54, Timpson 1-13, Carter 1-0, Krieg 1-0.

BUCCANEERS - Rhett 20-67, Dilfer 2-2, Alstott 1-(-2).

RECEIVING

BEARS - T. Carter 4-6, Jennings 2-31, Ingram 2-28, Timpson 2-8, Conway 1-11. **BUCCANEERS** - Thomas 6-76, Moore 5-62-1, Alstott 2-9, Williams 1-25, Hawkins 1-12.

PASSING

BEARS - Krieg 25-11-84, 1 int. **BUCCANEERS** - Dilfer 32-15-184, 1 TD, 1 int.

INTERCEPTIONS

BEARS - Carrier 1-0. **BUCCANEERS** - Abraham 1-4

SACKS

BEARS - Spellman 1-6. **BUCCANEERS** - None.

Game 10

Denver 17, Bears 12

Mile High Stadium (75,555)
Sunday, November 10, 1996

DENVER	7	7	0	3	-17
CHICAGO	3	0	6	3	-12

BEARS - Jaeger 35-yard field goal (9-36, 3:37). **BRONCOS** - Sharpe 15-yard pass from Elway (Elam kick) (11-80, 5:51). **BRONCOS** - Davis 1-yard run (Elam kick) (13-63, 6:38). **BEARS** - Conway 11-yard pass from Krieg (pass failed) (14-74, 8:51). **BRONCOS** - Elam 24-yard field goal (12-65, 4:20). **BEARS** - Jaeger 48-yard field goal (9-46, 3:48).

	Broncos	Bears
First downs.....	17	24
Total net yards.....	284	346
Rushes-yards.....	26-92	39-174
Att-comp-net.....	32-19-192	35-17-172
Times thrown-yds lost.....	1-6	1-9
Int-TDs.....	0-0	2-0
Punts - avg.....	5-42.2	3-49
Penalties-yards.....	8-71	7-48
Fumbles-lost.....	0-0	1-1
Time of possession.....	27:09	32:51

RUSHING

BEARS - R. Harris 23-112, Salaam 11-53, Conway 1-5, Krieg 3-4, T. Carter 1-0.

BRONCOS - Davis 21-76-1, Craver 4-13, Elway 1-3.

RECEIVING

BEARS - Conway 5-59-1, T. Carter 4-19, Timpson 3-42, R. Harris 3-31, Ingram 1-21, Salaam 1-9. **BRONCOS** - Miller 8-65, Sharpe 5-92-1, Davis 2-10, Craver 2-9, Smith 1-14, Carswell 1-8.

PASSING

BEARS - Krieg 35-17-181, 1 TD, 2 ints. **BRONCOS** - Elway 32-19-198, 1 TD.

INTERCEPTIONS

BEARS - None. **BRONCOS** - Hilliard 1-27, Braxton 1-0.

SACKS

BEARS - Flanigan 1-6. **BRONCOS** - Williams 1-9.

1996 GAME SUMMARIES

Game 11

Kansas City 14, Bears 10

Arrowhead Stadium (76,762)

Sunday, November 17, 1996

KANSAS CITY	7	7	0	0	-14
CHICAGO	7	3	0	0	-10

BEARS - R. Harris 14-yard run (Jaeger kick) (7-75, 3:28). **CHIEFS** - Penn 20-yard pass from Bono (Stoyanovich kick) (6-60, 2:36). **CHIEFS** - Anders 10-yard run (Stoyanovich kick) (9-69, 4:44). **BEARS** - Jaeger 49-yard field goal (9-35, 1:04).

	Chiefs	Bears
First downs.....	20	14
Total net yards.....	300	256
Rushes-yards.....	40-149	19-35
Att-comp-net.....	25-15-151	36-21-221
Times thrown-yds lost.....	4-33	2-11
Int-TDs.....	1-0	1-0
Punts - avg.....	6-40.3	7-49.7
Penalties-yards.....	8-50	7-56
Fumbles-lost.....	1-1	2-1
Time of possession.....	33:32	26:28

RUSHING

BEARS - R. Harris 17-35-1, Green 2-0.
CHIEFS - Allen 16-64, Hill 15-52, Anders 3-17-1, McNair 2-10, Horn 1-8, Bennett 2-(-1), Bono 1-(-1).

RECEIVING

BEARS - Engram 5-57, Neely 5-55, Conway 4-58, Carter 4-45, Timpson 1-11, Green 1-8, R. Harris 1-(-2).
CHIEFS - Penn 5-71-1, LaChapelle 3-46, Anders 2-8, Walker 1-24, Richardson 1-17, Hughes 1-8, Carter 1-7, Cash 1-3.

PASSING

BEARS - Krieg 36-21-232, 1 int.
CHIEFS - Bono 24-14-154, 1 TD, 1 int; Hughes 1-1-30.

INTERCEPTIONS

BEARS - W. Harris 1-0.
CHIEFS - Collins 1-0.

SACKS

BEARS - Flanigan 1-10, A. Fontenot 1-5, Spellman 1-7, Thierry 1-11.
CHIEFS - Thomas 2-11.

Game 12

Bears 31, Detroit 14

Soldier Field (55,864)

Sunday, November 24, 1996

DETROIT	14	0	0	0	-14
CHICAGO	14	10	7	0	-31

BEARS - Conway 19-yard pass from Krieg (Jaeger kick) (3-66, 1:40). **LIONS** - Mitchell 1-yard run (Hanson kick) (7-65, 3:53).
BEARS - Faulkerson 1-yard pass from Krieg (Jaeger kick) (2-10, 1:14). **LIONS** - Sanders 22-yard run (Hanson kick) (6-66, 2:49).
BEARS - Engram 5-yard pass from Krieg (Jaeger kick) (13-73, 7:02). **BEARS** - Jaeger 42-yard field goal (7-43, 3:11). **BEARS** - R. Harris 3-yard run (Jaeger kick) (9-65, 5:06).

	Lions	Bears
First downs.....	27	22
Total net yards.....	322	358
Rushes-yards.....	25-114	37-139
Att-comp-net.....	35-18-208	28-18-219
Times thrown-yds lost.....	3-22	0-0
Int-TDs.....	3-0	0-0
Punts - avg.....	2-42	3-20.3
Penalties-yards.....	5-30	9-90
Fumbles-lost.....	3-0	2-2
Time of possession.....	25:41	34:19

RUSHING

BEARS - R. Harris 27-122, Salaam 6-9, Green 1-3, Sauerbrun 1-3, Krieg 1-2, Timpson 1-0.
LIONS - Sanders 21-107-1, Rivers 1-9, Mitchell 2-2-1, Morton 1-(-4).

RECEIVING

BEARS - Timpson 5-76, Conway 4-58-1, R. Harris 3-38, T. Carter 2-16, Neely 1-13, Ja. Jackson 1-12, Engram 1-5-1, Faulkerson 1-1-1.
LIONS - Perriman 8-85, Moore 5-61, Metzelaars 3-48, Morton 1-25, Sanders 1-6, Roberts 0-5.

PASSING

BEARS - Krieg 28-18-219, 3 TDs.
LIONS - Mitchell 35-18-230, 3 ints.

INTERCEPTIONS

BEARS - Woolford 2-5, M. Carter 1-6.
LIONS - None.

SACKS

BEARS - A. Fontenot 1-13, Minter 1-3.
LIONS - None.

1996 GAME SUMMARIES

Game 13 Green Bay 28, Bears 17

Lambeau Field (59,682)
Sunday, December 1, 1996

GREEN BAY	0	7	7	14	-28
CHICAGO	0	7	3	7	-17

BEARS - Engram 15-yard pass from Krieg (Jaeger kick) (12-70, 6:34). **PACKERS** - Jackson 19-yard pass from Favre (Jacke kick) (4-64, 0:36). **PACKERS** - Howard 75-yard punt return (Jacke kick). **BEARS** - Jaeger 34-yard field goal (8-47, 3:16). **PACKERS** - Levens 10-yard run (Jacke kick) (9-80, 4:34). **PACKERS** - Favre 1-yard run (Jacke kick) (10-47, 6:01). **BEARS** - Engram 5-yard pass from Krieg (Jaeger kick) (16-60, 3:44).

	Packers	Bears
First downs.....	20	21
Total net yards.....	342	292
Rushes-yards.....	26-126	26-88
Att-comp-net.....	27-19-216	44-28-204
Times thrown-yds lost.....	2-15	1-10
Int-TDs.....	0-0	1-0
Punts - avg.....	4-40.3	5-40.2
Penalties-yards.....	2-10	3-30
Fumbles-lost.....	3-0	1-0
Time of possession.....	27:38	32:22

RUSHING

BEARS - R. Harris 24-79, Conway 2-9.
PACKERS - Levens 5-69-1, Bennett 16-51, Favre 4-4-1, Henderson 1-2.

RECEIVING

BEARS - Conway 6-61, R. Harris 5-28, Engram 4-46-2, Timpson 4-38, T. Carter 4-21, Green 3-8, Neely 2-12.
PACKERS - Freeman 10-156, Jackson 3-34-1, Beebe 2-18, Rison 2-14, Levens 1-8, Henderson 1-1.

PASSING

BEARS - Krieg 44-28-214, 2 TDs, 1 int.
PACKERS - Favre 27-19-231, 1 TD.

INTERCEPTIONS

BEARS - None.
PACKERS - Robinson 1-2.

SACKS

BEARS - Minter 1-8, Spellman 1-7.
PACKERS - Jones 0.5-5, White 0.5-5.

Game 14 Bears 35, St. Louis 9

Soldier Field (45,075)
Sunday, December 8, 1996

ST. LOUIS	0	3	0	6	-9
CHICAGO	7	0	14	14	-35

BEARS - Conway 27-yard pass from Krieg (Jaeger kick) (8-92, 4:52). **RAMS** - Lohmiller 25-yard field goal (11-56, 4:27). **BEARS** - Salaam 3-yard run (Jaeger kick) (10-81, 4:57). **BEARS** - Krieg 1-yard run (Jaeger kick) (7-44, 3:12). **BEARS** - Lowery recovers muffed punt in endzone (Jaeger kick). **BEARS** - Salaam 4-yard run (Jaeger kick) (7-60, 4:45). **RAMS** - Kennison 19-yard pass from Martin (run fails) (8-62, 2:36).

	Rams	Bears
First downs.....	17	22
Total net yards.....	323	384
Rushes-yards.....	19-94	37-162
Att-comp-net.....	42-24-229	25-17-222
Times thrown-yds lost.....	2-12	1-4
Int-TDs.....	1-0	1-0
Punts - avg.....	5-36.2	5-43.4
Penalties-yards.....	13-102	4-21
Fumbles-lost.....	1-1	2-0
Time of possession.....	26:52	33:08

RUSHING

BEARS - Salaam 19-115-2, R. Harris 10-26, Green 5-14, Conway 1-4, Krieg 2-3-1.
RAMS - Green 11-65, Lyle 1-20, Phillips 5-8, Banks 2-1.

RECEIVING

BEARS - Timpson 6-111, T. Carter 4-49, Conway 3-43-1, R. Harris 2-9, Engram 1-9, Krieg 1-5.
RAMS - Kennison 8-102-1, Bruce 6-87, Laing 4-17, Thomas 3-12, Ross 1-19, Clay 1-9, Phillips 1-(-5).

PASSING

BEARS - Krieg 25-17-226, 1 TD, 1 int.
RAMS - Banks 38-20-194, 1 int; Martin 4-4-47, 1 TD.

INTERCEPTIONS

BEARS - Marshall 1-20.
RAMS - Walker 1-0.

SACKS

BEARS - Flanagan 1-1, Spellman 1-11.
RAMS - Carter 1-4.

1996 GAME SUMMARIES

Game 15

Bears 27, San Diego 14

Soldier Field (49,763)

Saturday, December 14, 1996

SAN DIEGO	7	7	0	0	-14
CHICAGO	14	0	3	10	-27

CHARGERS - Coleman 20-yard pass from Humphries (Carney kick) (5-75, 2:22).

BEARS - Engram 7-yard pass from Krieg (Jaeger kick) (10-32, 4:11). **BEARS** - Conway 7-yard pass from Krieg (Jaeger kick) (9-50, 5:02). **CHARGERS** - Russell 1-yard run (Carney kick) (9-80, 4:10). **BEARS** - Jaeger 45-yard field goal (8-53, 3:36).

BEARS - Wetnight 8-yard pass from Krieg (Jaeger kick) (13-51, 5:06). **BEARS** - Jaeger 40-yard field goal (11-58, 5:03).

Chargers	Bears
First downs.....17	19
Total net yards.....283	294
Rushes-yards.....23-66	28-91
Att-comp-net.....38-23-217	38-24-203
Times thrown-yds lost.....0-0	2-14
Int-TDs.....1-0	0-0
Punts - avg.....4-41.5	4-43
Penalties-yards.....3-24	7-71
Fumbles-lost.....0-0	0-0
Time of possession.....27:31	32:29

RUSHING

BEARS - R. Harris 21-64, Conway 1-19, Salaam 5-7, Krieg 1-1.

CHARGERS - Fletcher 17-37, Russell 5-22-1, Coleman 1-7.

RECEIVING

BEARS - Engram 5-61-1, Timpson 5-51, R. Harris 5-36, T. Carter 3-15, Cash 2-27, Wetnight 2-14-1, Conway 2-13-1.

CHARGERS - Martin 9-74, Coleman 4-61-1, Fletcher 4-13, Russell 2-42, May 1-13, Ellison 1-6, Roche 1-6, Mitchell 1-2.

PASSING

BEARS - Krieg 38-24-217, 3 TDs.

CHARGERS - Humphries 38-23-217, 1 TD, 1 int.

INTERCEPTIONS

BEARS - Woolford 1-0.

CHARGERS - None.

SACKS

BEARS - None.

CHARGERS - Seau 2-14.

Game 16

Tampa Bay 34, Bears 19

Houlihan's Stadium (51,572)

Sunday, December 22, 1996

TAMPA BAY	7	24	0	3	-34
CHICAGO	7	0	0	12	-19

BEARS - R. Harris 1-yard run (Jaeger kick) (9-68, 4:38). **BUCS** - Moore 2-yard pass from Dilfer (Husted kick) (9-63, 6:01). **BUCS** - Rhett 3-yard run (Husted kick) (2-4, 0:42). **BUCS** - K. Williams 88-yard punt return (Husted kick). **BUCS** - Hawkins 15-yard pass from Dilfer (Husted kick) (5-66, 2:25). **BUCS** - Husted 50-yard field goal (5-21, 2:45). **BUCS** - Husted 22-yard field goal (17-67, 9:20). **BEARS** - Engram 6-yard pass from Matthews (pass failed) (13-98, 6:33). **BEARS** - Matthews 2-yard run (pass failed) (8-80, 1:15).

Buccaneers	Bears
First downs.....15	25
Total net yards.....181	339
Rushes-yards.....31-89	19-67
Att-comp-net.....14-11-92	43-30-272
Times thrown-yds lost.....1-12	4-25
Int-TDs.....0-0	1-0
Punts - avg.....3-42.7	3-43
Penalties-yards.....4-40	12-75
Fumbles-lost.....1-0	2-1
Time of possession.....27:29	32:31

RUSHING

BEARS - Salaam 7-35, R. Harris 9-26-1, T. Carter 1-3, Matthews 1-2-1, Krieg 1-1.

BUCS - Rhett 14-44-1, Alstott 11-42, Brooks 2-2, Ellison 2-1, Weldon 1-1, Weldon 1-(-1).

RECEIVING

BEARS - Conway 9-120, R. Harris 6-22, Wetnight 4-61, Timpson 4-35, Engram 2-23-1, Cash 2-15, Salaam 1-8, Jackson 1-7, Carter 1-6.

BUCS - Hawkins 4-55-1, Harper 2-21, Alstott 2-14, Moore 2-8-1, Harris 1-6.

PASSING

BEARS - Krieg 26-17-139, 1 int; Matthews 17-13-158, 1 TD.

BUCS - Dilfer 14-11-104, 2 TDs.

INTERCEPTIONS

BEARS - None.

BUCS - Mincy 1-26.

SACKS

BEARS - Spellman 1-12.

BUCS - Nickerson 2-15, Sapp 1-3, Upshaw 1-7.

HOW THE BEARS WERE BUILT

YEAR	DRAFT	FREE AGENTS / WAIVERS	TRADE
1997	2. John Allred 3. Bob Sapp 4. Darnell Autry 4. Marcus Robinson 5. Van Hiles 6. Shawn Swayda 6. Ricky Parker 6. Richard Hogan 7. Mike Milano 7. Marvin Thomas	Tom Carter (Wash) Tyrone Hughes (NO) Anthony Peterson (SF) Ricky Proehl (Sea) Mark Thomas (Car) *	Rick Mirer (Sea)
1996	1. Walt Harris 2. Bobby Engram 4. Paul Grasmanis 5. Chris Villarrial 6. Jon Clark 7. Michael Hicks	Bryan Cox (Mia) James Parrish (Pit) Jeff Jaeger (Oak) Mark Butterfield (Ariz) Phillip Riley (Buf) Rob Davis (KC) Dana Howard (StL) Charles Randolph (Balt) Chris Martin (undrafted) Jason Augustino (undrafted) Michael Lowery (undrafted)	
1995	1. Rashaan Salaam 2. Todd Sauerbrun 3. Sean Harris 3. Evan Pilgrim 4. Jack Jackson 6. Carl Reeves	Marty Carter (TB) Steve Stenstrom (KC) Mike Dulaney (Arena League) Mill Coleman (Pit) Fabien Bowens (undrafted) Marlon Forbes (undrafted) Octus Polk (undrafted)	
1994	1. John Thierry 3. Jim Flanigan 4. Raymont Harris	Erik Kramer (Det) Andy Heck (Sea) James Burton (KC) Tony Carter (undrafted) Dwayne Joseph (undrafted) Anthony Marshall (undrafted)	
1993	1. Curtis Conway 2. Carl Simpson 4. Todd Perry	Kevin Miniefield (Det) Todd Burger (undrafted) Ryan Wetnight (undrafted)	Barry Minter (Dal)
1992	1. Alonzo Spellman		
1991	2. Chris Zorich	Keith Jennings (Dal) James Williams (undrafted)	
1990	6. John Mangum		
* The following 11 rookies joined the Bears as 1997 undrafted free agents:			
	Tremayne Allen	Bobby Holloway	Kevin Swayne
	Daryl Carter	Kerry Jenkins	Shawn Washington
	Jimmy Clements	Tafa Jefferson (available for '98 draft, signed 3/26/97)	Emmett Zitelli
	Terry Cousin	Mark Kacmarynski	

THE LAST TIME . . .

Blocked Extra Point

- By Bears — Al Fontenot, at Philadelphia, 10/10/93 (Matt Bahr kicker)
- By Opp. — Dale Carter, at Kansas City, 11/21/93 (Kevin Butler kicker)

Blocked Field Goal

- By Bears — Walt Harris, at Minnesota, 10/28/96 (Scott Sisson 48-yard attempt)
- By Opp. — Henry Thomas, vs. Detroit, 11/19/95 (Kevin Butler 25-yard attempt)

Blocked Field Goal for TD

- By Bears — Virgil Livers, vs. Oakland, 10/1/78 (Mike Spivey returned 71 yards for TD)
- By Opp. —

Blocked Punt

- By Bears — Kevin Miniefeld, at Minnesota, 10/28/96 (Mitch Berger punter)
- By Opp. — Mark Logan, vs. Miami, 11/24/91 (Maury Buford punter)

Blocked Punt for TD

- By Bears — Anthony Marshall, at Tampa Bay, 9/17/95 (Returned 11 yards for TD)
- By Opp. — Eric Howard, vs. New York Giants, 9/14/87 (Tom Flynn recovered in endzone)

Defensive Lineman Scored TD

- By Bears — Chris Zorich (DT), at Dallas, 12/27/92 (42-yard fumble return)
- Jim Flanigan (DT), at Detroit, 9/22/96 (1-yard pass from Erik Kramer)
- By Opp. — Greg Kragen (NT), vs. Carolina, 10/08/95 (1-yard fumble return)

Deflected Field Goal (kick is missed but advances beyond line of scrimmage)

- By Bears — Marty Carter, at Jacksonville, 10/15/95 (Mike Hollis 54-yard attempt)
- By Opp. —

Deflected Punt (punt advances beyond line of scrimmage)

- By Bears —
- By Opp. — Tom Beer, vs. Detroit, 11/19/95 (Pat O'Neill punter; 7-yard punt)

Fake Field Goal for TD

- By Bears — Curtis Conway 23-yard pass to Keith Jennings, at Miami, 11/13/94
- By Opp. — John Kidd 2-yard run, at San Diego, 11/14/93

Fumble Returned for TD

- By Bears — Bryan Cox, vs. Dallas, 9/2/96 (recovered in endzone)
- By Opp. — Jerome Henderson, vs. Philadelphia, 12/24/95 (recovered in endzone)

Intercepted Pass Returned for TD

- By Bears — Donnell Woolford, vs. Minnesota, 9/15/96, 28 yards
- By Opp. — Darryl Lewis, vs. Houston, 10/22/95, 98 yards

Kickoff Returned for TD

- By Bears — Darren Lewis, vs. Cincinnati, 11/8/92, 97 yards
- By Opp. — Don Beebe, vs. Green Bay, 10/6/96, 90 yards

Linebacker Scored TD

- By Bears — Bryan Cox, vs. Dallas, 9/2/96 (fumble recovery in endzone)
- Michael Lowery, vs. St. Louis, 12/8/96 (recovered muffed punt in endzone)
- By Opp. — Chris Spielman, at Detroit, 10/23/94 (25-yard fumble return)

Missed Extra Point (kick not blocked)

- By Bears — Kevin Butler, vs. Tampa Bay, 12/14/91, wide right
- By Opp. — Chris Jacke, vs. Green Bay, 10/6/96, wide right

Missed Field Goal Returned

- By Bears — Anthony Marshall, vs. St. Louis, 12/8/96, (12 yards)
- By Opp. —

Offensive Lineman Caught a Pass

- By Bears — Marcus Spears, at New Orleans, 10/13/96, (1 yard touchdown)
- By Opp. — Chris Hinton, vs. Atlanta, 10/3/93, -8 yards

Offensive Lineman Scored TD

- By Bears — Marcus Spears, at New Orleans, 10/13/96, (1 yard touchdown reception)
- By Opp. — (None since at least 1962)

THE LAST TIME . . .

Muff Recovered for TD

- By Bears — Michael Lowery, vs. St. Louis, 12/8/96 (muffed punt recovered in endzone)
- By Opp. —

Punt Returned for TD

- By Bears — Jeff Graham, at Minnesota, 12/1/94, 61 yards
- By Opp. — Karl Williams, at Tampa Bay, 12/22/96, 88 yards

Recovered Own Onside Kick

- By Bears — Anthony Marshall, at Denver, 11/10/96 (third quarter)
- By Opp. — Mike Dumas, at Jacksonville, 10/15/95 (fourth quarter)

Safety

- By Bears — Team (Kevin Miniefield blocked punt out of endzone), at Minnesota, 10/28/96
- By Opp. — Kerry Goode, at Tampa Bay, 11/20/88

Shutout

- By Bears — vs. Atlanta, 10/3/93, 6-0
- By Opp. — at San Francisco, 12/24/89, 26-0

3 TDs

- By Bears — Rashaan Salaam, vs. Tampa Bay, 12/17/95 (3 rushing)
- By Opp. — Edgar Bennett, vs. Green Bay, 10/31/94 (2 rushing, 1 receiving)

3 TDs Rushing

- By Bears — Rashaan Salaam, vs. Tampa Bay, 12/17/95
- By Opp. — Larry Csonka, at Miami, 9/23/79

3 TDs Receiving

- By Bears — Curtis Conway, at Jacksonville, 10/15/95
- By Opp. — Andre Rison, vs. Atlanta, 9/27/92

3 TD Passes

- By Bears — Dave Krieg, vs. San Diego, 12/14/96
- By Opp. — Scott Mitchell, at Detroit, 12/4/95

4 TDs Rushing

- By Bears — Bobby Douglass, at Green Bay, 11/4/73
- By Opp. — Jim Taylor, vs. Green Bay, 11/4/62

4 TDs Receiving

- By Bears — Mike Ditka, at LA Rams, 10/13/63
- By Opp. — Never

4 TD Passes

- By Bears — Erik Kramer, at St. Louis, 9/24/95
- By Opp. — Brett Favre, vs. Green Bay, 10/6/96

4 Field Goals

- By Bears — Kevin Butler, vs. Houston, 10/22/95 (4 for 4)
- By Opp. — Chris Jacke, at Green Bay, 12/11/94 (4 for 4)

5 TD Passes

- By Bears — Ray Bulvid, vs. Chicago Cardinals, 12/5/37
- By Opp. — Brett Favre, at Green Bay, 11/12/95

5 Field Goals

- By Bears — Mac Percival, at Philadelphia, 10/20/68 (5 for 5)
- By Opp. — Nick Lowery, vs. Kansas City, 12/29/90 (5 for 5)

100-yards Rushing

- By Bears — Rashaan Salaam, vs. St. Louis 12/8/96 (115 yards on 19 carries)
- By Opp. — Barry Sanders, vs. Detroit, 11/24/96 (107 yards on 21 carries)

Regular season games only

THE LAST TIME . . .

100-yards Receiving

By Bears — Curtis Conway, at Tampa Bay, 12/22/96 (120 yards on 9 receptions)
By Opp. — Eddie Kennison, vs. St. Louis, 12/8/96, (102 yards on 8 receptions)

100-yards Rushing and Receiving

By Bears — Walter Payton (104 rush, 102 rec), at LA Rams, 12/26/82
By Opp. —

2 100-yard Rushers

By Bears — Walter Payton (107) and Matt Suhey (102), vs. Detroit, 11/10/85
By Opp. — Norris Weese (120) and Ottis Armstrong (116), vs. Denver, 12/12/76

2 100-yard Receivers

By Bears — Curtis Conway (6-126) and Jeff Graham (7-108), at Green Bay, 11/12/95
By Opp. — Art Monk (9-152) and Gary Clark (8-124), at Washington, 11/26/89

3 100-yard Receivers

By Bears — Never
By Opp. — George Farmer (9-183), Preston Dennard (5-122), Wendell Tyler (8-102) at Rams 12/26/82

200-yards Rushing

By Bears — Walter Payton, vs. Minnesota, 11/20/77 (275 yards on 40 carries)
By Opp. — Earl Campbell, vs. Houston, 11/16/80 (206 yards on 31 carries)

200-yards Receiving

By Bears — Johnny Morris, at Dallas, 11/18/62 (201 yards on 10 receptions)
By Opp. — Bernie Casey, vs. San Francisco, 11/13/66 (225 yards on 12 receptions)

300-yards Passing

By Bears — Erik Kramer, at Green Bay, 11/12/95 (23 of 38 for 318; 2 TDs, 1 int.)
By Opp. — Scott Mitchell, at Detroit, 12/4/95 (26 of 38 for 320; 3 TDs)

400-yards Passing

By Bears — Bill Wade, at Dallas, 11/18/62 (28 of 46 for 466; 2 TDs)
By Opp. — Brett Favre, vs. Green Bay, 12/5/93 (36 of 54 for 402; 2 TDs, 3 ints.)

Back-to-back 100-yard Rushing Games

By Bears — R. Harris, vs. Tampa Bay, 11/3/96 (19-118); at Denver, 11/10/96 (23-112)

Back-to-back 100-yard Receiving Games

By Bears — Conway, vs. Green Bay, 10/6/96 (9-101); at New Orleans, 10/13/96 (7-111)

Back-to-back 300-yard Passing Games

By Bears — Bill Wade: at Dallas, 11/18/62 (466); at Baltimore, 11/25/62 (328)

SHUTOUTS

The Bears have been involved in 184 shutouts in their 76-year history. Chicago won 113 of the shutouts and lost 54, while 17 of the blankings resulted in a 0-0 tie (all before 1933). After closing the '80s with a 26-0 loss in San Francisco, the Bears have scored in every game this decade. There were no shutouts during the 1996 season.

By Month:

September	10-11- 4
October	42-15- 4
November	43-14- 4
December	16-13- 5
January	2- 1- 0
TOTAL	113-54-17

At home:	67-22-10
On the road:	46-32- 7

By Decade:

1920-29	48-15-13
1930-39	25-10- 4
1940-49	12- 2- 0
1950-59	2- 1- 0
1960-69	5-11- 0
1970-79	7-11- 0
1980-89	10- 4- 0
1990-96	4- 0- 0
TOTAL	113-54-17

The above breakdowns include playoff games; the Bears are 4-1 in post-season shutouts.

BEARS ROOKIE SEASON RECORDS

SCORING

Points

- 144* Kevin Butler, 1985 (51 XPs, 31 FGs)
- 132 Gale Sayers, 1965 (22 TDs)
- 72 Harlon Hill, 1954 (12 TDs)
- Mike Ditka, 1961 (12 TDs)

Touchdowns

- 22* Gale Sayers, 1965
- 12 Harlon Hill, 1954
- Mike Ditka, 1961

Field Goals

- 31 Kevin Butler, 1985
- 13 Bob Thomas, 1975
- Mac Percival, 1967
- 10 John Aveni, 1959

RUSHING

Attempts

- 296 *Rashaan Salaam, 1995*
- 196 Walter Payton, 1975
- 166 Gale Sayers, 1965

Yards

- 1,074 *Rashaan Salaam, 1995*
- 1,004 Beattie Feathers, 1934
- 867 Gale Sayers, 1965

Touchdowns

- 14 Gale Sayers, 1965
- 10 *Rashaan Salaam, 1995*
- 8 Beattie Feathers, 1934

PASSING

Attempts

- 210 Jim McMahon, 1982
- 148 Bobby Douglass, 1969
- 130 Zeke Bratkowski, 1954

Completions

- 120 Jim McMahon, 1982
- 68 Bobby Douglass, 1969
- 67 Zeke Bratkowski, 1954
- Bob Avellini, 1975

Yards

- 1,501 Jim McMahon, 1982
- 1,087 Zeke Bratkowski, 1954
- 942 Bob Avellini, 1975

Touchdowns

- 9 Jim McMahon, 1982
- 8 Zeke Bratkowski, 1954
- 6 Bob Avellini, 1975

RECEIVING

Receptions

- 56 Mike Ditka, 1961
- 45 Harlon Hill, 1954
- 40 Willie Gault, 1983

Yards

- 1,124 Harlon Hill, 1954
- 1,076 Mike Ditka, 1961
- 836 Willie Gault, 1983

Touchdowns

- 12 Harlon Hill, 1954
- Mike Ditka, 1961
- 8 Willie Gault, 1983

INTERCEPTIONS

Interceptions

- 10 Mark Carrier, 1990
- 8 Johnny Lujack, 1948
- 7 Charlie Sumner, 1955

PUNTS

Punts

- 83 Dave Finzer, 1984
- 57 Fred Morrison, 1950
- 55 *Todd Sauerbrun, 1995*

Average

- 44.8 George Gulyanics, 1947
- 43.3 Sid Luckman, 1939
- Fred Morrison, 1950

PUNT RETURNS

Returns

- 57* Lew Barnes, 1986
- 43 Jeff Fisher, 1981
- 42 Virgil Livers, 1975

Yards

- 509 Jeff Fisher, 1981
- 482 Lew Barnes, 1986
- 456 Virgil Livers, 1975

KICKOFF RETURNS

Returns

- 29 Brian Baschnagel, 1976
- 27 Ike Hill, 1973
- 26 Jack Cameron, 1984

Yards

- 754 Brian Baschnagel, 1976
- 660 Gale Sayers, 1965
- 638 Ike Hill, 1973

* NFL Record

† Tied NFL Record

BEARS POST-SEASON RECORDS

Listed below are *leaders* for the Bears post-season record book. For a complete list (three players deep) see the current Bears Post-Season Media Guide.

GAMES	played 13.....Mark Bortz
	started 12.....Bortz, Hilgenberg, Singletary, Van Horne
POINTS	career 74.....Kevin Butler, 1985-95
	game 15.....Jack Manders, vs. Wash, 12/12/37
TDs	career 4.....(3 times) Last: Dennis McKinnon, 1983-85; 87-89
	game 2.....(11 times) Last: Jim McMahon, vs. NE, 1/26/86
FGs	career 16.....Kevin Butler, 1985-95
	game 3.....(4 times) Last: Kevin Butler, vs. NO, 1/6/91
RUSHES	career 180.....Walter Payton, 1975-87
	game 27.....(2 times) Last: Neal Anderson, vs. NO, 1/6/91
Rush Yds	career 632.....Walter Payton, 1975-87
	game 119.....George McAfee, vs. GB, 12/14/41
Rush TDs	career 4.....Norm Standlee, 1941
	game 2.....(5 times) Last: Jim McMahon, vs. NE, 1/26/86
PASSES	career 127.....Jim McMahon, 1982-88
	game 44.....Jim Harbaugh, vs. Dal, 12/29/91
Completions	career 70.....Jim McMahon, 1982-88
	game 22.....Jim Harbaugh, vs. Dal, 12/29/91
Pass Yds	career 967.....Jim McMahon, 1982-88
	game 286.....Sid Luckman, vs. Wash, 12/26/43
Pass TDs	career 9.....Sid Luckman, 1939-50
	game 5.....Sid Luckman, vs. Wash, 12/26/43
Interceptions	career 5.....Mike Tomczak, 1985-90
	game 4.....Bob Avellini, at Dal, 12/26/77
RECEPTIONS	career 22.....Walter Payton, 1975-87
	game 9.....Tom Waddle, vs. Dal, 12/29/91
Rec. Yds	career 454.....Willie Gault, 1983-87
	game 129.....Willie Gault, vs. NE, 1/26/86
Rec. TDs	career 4.....Dennis McKinnon, 1983-85; 87-89
	game 2.....(3 times) Last: Dennis McKinnon, vs. NYG, 1/5/86
PUNTS	career 29.....Maury Buford, 1985-86; 89-91
	game 10.....(2 times) Last: Maury Buford, vs. LA Rams, 1/12/86
Punting Yds	career 1,112.....Maury Buford, 1985-86; 89-91
	game 398.....Keith Molesworth, vs. NYG, 12/17/33
PUNT RETURNS	career 11.....Keith Ortego, 1985-87
	game 6.....George McAfee, at LA Rams, 12/17/50
PR Yds	career 108.....George McAfee, 1940-41; 45-50
	game 81.....Hugh Gallarneau, vs. GB, 12/14/41
PR TDs	career 1.....(2 times) Last: Shaun Gayle, vs. NYG, 1/5/86
KICK RETURNS	career 17.....Dennis Gentry, 1982-92
	game 7.....Don Bingham, at NYG, 12/30/56
KOR Yds	career 435.....Dennis Gentry, 1982-92
	game 127.....Dennis Gentry, vs. Wash, 1/3/87
KOR TDs	career None
INTERCEPTIONS	career 4.....George McAfee, 1940-41; 45-50; Clyde Turner, 1940-51
	game 2.....(6 times) Last: Gary Fencik, at SF, 1/5/85
Int. Yds	career 68.....George McAfee, 1940-41; 45-50
	game 61.....Larry Morris, vs. NYG, 12/29/63
Int. TDs	career 1.....(5 tied) Last: Reggie Phillips, 1986
SACKS	career 10.5.....Richard Dent, 1983-93; 95
(since 1970)	game 3.5.....Richard Dent, vs. NYG, 1/5/86

INDIVIDUAL RECORDS

SERVICE

PLAYER

Pro Bowls (years are when Pro Bowl was played)

- 10 Mike Singletary, 1984-93
- 9 Walter Payton, 1976; 78-81; 84-87
- 8 Bill George, 1955-62
- Doug Atkins, 1958-64; 66
- Dick Butkus, 1966-73

Seasons

- 14 Bill George, 1952-65
- Doug Buffone, 1966-79
- 13 George Trafton, 1920-32
- Clyde (Bulldog) Turner, 1940-52
- Jim Osborne, 1972-84
- Walter Payton, 1975-87
- Steve McMichael, 1981-93
- Keith Van Horne, 1981-93
- 12 Last: Richard Dent, 1983-93; 95

Games

- 191 Steve McMichael, 1981-93
- 190 Walter Payton, 1975-87
- 186 Doug Buffone, 1966-79

Starts

- 184 Walter Payton, 1975-87
- 172 Mike Singletary, 1981-92
- 169 Keith Van Horne, 1981-93

Consecutive games

- 191 Steve McMichael, 1981-93
- 186 Walter Payton, 1975-87
- 179 Mike Hartenstein, 1975-86

COACH

Seasons

- 40* George Halas, 1920-29; 33-42; 46-55; 58-67
- 11 Mike Ditka, 1982-92
- 4 Hunk Anderson / Luke Johnsos (co-coaches), 1942-45
- Jim Dooley, 1968-71
- Neill Armstrong, 1978-81
- Dave Wannstedt, 1993-96**

Consecutive seasons

- 11 Mike Ditka, 1982-92
- 10 George Halas, 1920-29
- George Halas, 1933-42
- George Halas, 1946-55
- George Halas, 1958-67
- 4 Anderson/Johnsos, 1942-45
- Jim Dooley, 1968-71
- Neill Armstrong, 1978-81
- Dave Wannstedt, 1993-1996**

SCORING

POINTS

Lifetime

- 1,116 Kevin Butler, 1985-95 (387 XP, 243 FG)
- 750 Walter Payton, 1975-87 (125 TD)
- 629 Bob Thomas, 1975-84 (245 XP, 128 FG)

Season

- 144 Kevin Butler, 1985 (51 XP, 31 FG)
- 132 Gale Sayers, 1965 (22 TD)
- 120 Kevin Butler, 1986 (36 XP, 28 FG)

Game

- 36 Gale Sayers, vs. SF, 12/12/65 (6 TD)
- 24 Last: Bobby Douglass, at GB, 11/4/73

Consecutive games

- 83 George Blanda, 10/28/51-11/9/58
- 66 Kevin Butler, 9/9/90-9/12/94
- 55 Bob Thomas, 12/2/79-12/16/84

TOUCHDOWNS

(Rushes-receptions-returns)

Lifetime

- 125 Walter Payton, 1975-87 (110-15-0)
- 71 Neal Anderson, 1986-93 (51-20-0)
- 59 Rick Casares, 1955-64 (49-10-0)

Season

- 22 Gale Sayers, 1965 (14-6-2)
- 16 Walter Payton, 1977; 1979 (14-2-0)
- 15 Neal Anderson, 1989 (11-4-0)

Game

- 6† Gale Sayers, vs. SF, 12/12/65 (4-1-1)
- 4 Last: Bobby Douglass, at GB, 11/4/73 (4-0-0)

Consecutive games

- 8 Rick Casares, 11/1/59-9/25/60
- 7 Ken Kavanaugh, 11/2-12/14/47
- Willie Galimore, 9/28-11/9/58
- Gale Sayers, 10/26-12/6/69
- Walter Payton, 10/3-11/14/76
- Curtis Conway, 9/24-11/12/95**

EXTRA POINTS MADE

Lifetime

- 387 Kevin Butler, 1985-95
- 247 George Blanda, 1949-58
- 245 Bob Thomas, 1975-84

Season

- 52 Roger Leclerc, 1965
- 51 Kevin Butler, 1985
- 45 George Blanda, 1956
- Kevin Butler, 1995

Game

- 8 Bob Snyder, at NYG, 11/14/43
- 7 Last: Bob Thomas, vs. GB, 12/7/80

* NFL Record

† Tied NFL Record

INDIVIDUAL RECORDS

EXTRA POINT ATTEMPTS

Lifetime

- 397 Kevin Butler, 1985-95
- 268 Bob Thomas, 1975-84
- 250 George Blanda, 1949-58

Season

- 52 Ray (Scooter) McLean, 1947
- Roger Leclerc, 1965
- 51 Kevin Butler, 1985
- 47 George Blanda, 1956

Game

- 9 Bob Thomas, vs. GB, 12/7/80
- 8 Bob Snyder, at NYG, 11/14/43
- George Blanda, vs. Balt, 10/21/56
- Roger Leclerc, at Balt, 11/25/62

CONSECUTIVE EXTRA POINTS

Lifetime

- 156 George Blanda, 10/28/51-10/21/56
- 143 Mac Percival, 11/19/67-11/4/73
- 77 Kevin Butler, 11/21/93-12/24/95

Season

- 52 Roger Leclerc, 1965
- 51 Kevin Butler, 1985
- 45 Kevin Butler, 1995

Game

- 8 Bob Snyder, at NYG, 11/14/43
- 7 Last: Bob Jencks, at Rams, 10/13/63

FIELD GOALS MADE

Lifetime

- 243 Kevin Butler, 1985-95
- 128 Bob Thomas, 1975-84
- 99 Mac Percival, 1967-73

Season

- 31 Kevin Butler, 1985
- 28 Kevin Butler, 1986
- 27 Kevin Butler, 1993

Game

- 5 Roger Leclerc, vs. Det, 12/3/61
- Mac Percival, at Phil, 10/20/68
- 4 Last: Jeff Jaeger, vs. Oak, 9/29/96

Long

- 55 Bob Thomas, 11/23/75
- Kevin Butler, 10/25/93; 12/12/93
- 54 Kevin Butler, 11/14/93
- 53 Kevin Butler, 1/2/94

50+ Yards (lifetime)

- 16 Kevin Butler, 1985-95
- 4 Bob Thomas, 1975-84
- 2 Mac Percival, 1967-73

50+ Yards (season)

- 5 Kevin Butler, 1993
- 4 Kevin Butler, 1990

FIELD GOAL ATTEMPTS

Lifetime

- 333 Kevin Butler, 1985-95
- 205 Bob Thomas, 1975-84
- 201 George Blanda, 1949-58

Season

- 41 Kevin Butler, 1986
- 38 Kevin Butler, 1985
- 37 Kevin Butler, 1990

Game

- 7 Roger Leclerc, vs. GB, 11/17/63
- 6 George Blanda, at Rams, 11/3/57
- Kevin Butler, at Min 9/19/85;
- vs. Phil, 9/14/86; at GB, 11/8/87

CONSECUTIVE FIELD GOALS

Lifetime

- 24 Kevin Butler, 10/16/88-12/3/89
- 18 Kevin Butler, 9/14-11/16/86
- 16 Kevin Butler, 9/3-11/5/95

Game (no misses)

- 5 Roger Leclerc, vs. Det, 12/3/61
- Mac Percival, at Phil, 10/20/68
- 4 Last: Jeff Jaeger, vs. Oak, 9/29/96

Games

- 13 Kevin Butler, 11/10/85-10/12/86
- Kevin Butler, 9/9-12/9/90
- 12 George Blanda, 11/11/56-11/3/57
- 10 George Blanda, 11/14/54-11/20/55
- Mac Percival, 10/13/68-12/15/68

FIELD GOAL PCT.

Lifetime (25+ attempts)

- 72.9 Kevin Butler, 1985-95, (243 of 333)
- 62.4 Bob Thomas, 1975-84, (128 of 205)
- 54.4 Mac Percival, 1967-73, (99 of 182)

Season (10+)

- 82.6 Jeff Jaeger, 1996, (19 of 23)
- 81.6 Kevin Butler, 1985, (31 of 38)
- 78.9 Kevin Butler, 1988; 1989, (15 of 19)

TWO-POINT CONVERSIONS

(Since 1994)

Lifetime

- 1 Curtis Conway, 1993-95
- Jeff Graham, 1994-95

Season

- 1 Curtis Conway, 1994
- Jeff Graham, 1994

Game

- 1 Curtis Conway, at Phil, 9/12/94
- Jeff Graham, vs. Min, 9/18/94

SAFETIES

Lifetime

- 3 Steve McMichael, 1981-93

INDIVIDUAL RECORDS

RUSHING

ATTEMPTS

Lifetime

- 3,838* Walter Payton, 1975-87
- 1,515 Neal Anderson, 1986-93
- 1,386 Rick Casares, 1955-64

Season

- 381 Walter Payton, 1984
- 369 Walter Payton, 1979
- 339 Walter Payton, 1977; 1981

Game

- 40 Walter Payton, vs. Min, 11/20/77
- 39 Walter Payton, at Buf, 10/7/79
- 38 Walter Payton, at Dal, 11/26/81

YARDS GAINED

Lifetime

- 16,726* Walter Payton, 1975-87
- 6,166 Neal Anderson, 1986-93
- 5,657 Rick Casares, 1955-64

Season

- 1,852 Walter Payton, 1977
- 1,684 Walter Payton, 1974
- 1,610 Walter Payton, 1979

Game

- 275* Walter Payton, vs. Min, 11/20/77
- 205 Walter Payton, vs. Min, 10/30/77
- Gale Sayers, at GB, 11/3/68
- 197 Gale Sayers, vs. Min, 12/18/66

Long

- 86 Bill Osmanski, (TD) 10/15/39
- 85 Pete Stinchcomb, (TD) 11/20/21
- 82 Beattie Feathers, (TD) 10/10/34

1,000 YARDS

Seasons

- 10* Walter Payton, 1976-81; 83-86
- 3 Neal Anderson, 1988-90
- 2 Gale Sayers, 1966; 69

Consecutive seasons

- 6 Walter Payton, 1976-81
- 4 Walter Payton, 1983-86
- 3 Neal Anderson, 1988-90

200-YARD GAMES

Lifetime

- 2 Walter Payton, 1975-87
- 1 Gale Sayers, 1965-71

Season

- 2 Walter Payton, 1977
- 1 Gale Sayers, 1968

100-YARD GAMES

Lifetime

- 77* Walter Payton, 1975-87
- 20 Gale Sayers, 1965-71
- 14 Neal Anderson, 1986-93

Season

- 10 Walter Payton, 1977; 1985
- 9 Walter Payton, 1979; 1984
- 8 Walter Payton, 1980

Consecutive games

- 9 Walter Payton, 10/13-12/8/85
- 6 Walter Payton, 9/9-10/14/84
- 5 Walter Payton, 11/13-12/11/77

AVERAGE GAIN

Lifetime (250+ attempts)

- 6.6 Bobby Douglass, 1969-75
- 5.8 Beattie Feathers, 1934-37
- 5.0 Gale Sayers, 1965-71

Season (100+)

- 9.9* Beattie Feathers, 1934
- 6.9 Bobby Douglass, 1972
- 6.2 Gale Sayers, 1968

Game (10+)

- 11.8 Joe Maniaci, at Pit, 10/2/39
- 11.6 Gale Sayers, vs. Min, 12/18/66
- 11.2 Rick Casares, vs. Det, 12/16/56

TOUCHDOWNS

Lifetime

- 110* Walter Payton, 1975-87
- 51 Neal Anderson, 1986-93
- 49 Rick Casares, 1955-64

Season

- 14 Walter Payton, 1977; 1979
- Gale Sayers, 1965
- 13 Walter Payton, 1976
- 12 Rick Casares, 1956
- Neal Anderson, 1988

Game

- 4 Rick Casares, at SF, 10/28/56;
vs. Pitt, 12/6/59
- Gale Sayers, vs. SF, 12/12/65
- Bobby Douglass, at GB, 11/4/73
- 3 Last: *Rashaan Salaam, vs TB, 12/17/95*

Consecutive games

- 7 Gale Sayers, 10/26-12/6/69
- Walter Payton, 10/3-11/14/76
- 6 Beattie Feathers, 9/30-10/28/34
- Johnny Lujack, 10/1-11/12/50
- Rick Casares, 11/1-12/6/59
- Gale Sayers, 11/14-12/19/65
- 5 Last: Neal Anderson, 10/7-11/11/90

* NFL Record

† Tied NFL Record

INDIVIDUAL RECORDS

PASSING

QB RATING

Lifetime (400+ attempts)

- 83.9 **Erik Kramer, 1994-96**
- 80.4 Jim McMahon, 1982-88
- 75.0 Sid Luckman, 1939-50

Season (100+)

- 107.8 Sid Luckman, 1943
- 97.8 Jim McMahon, 1984
- 95.5 Sid Luckman, 1941

ATTEMPTS

Lifetime

- 1,759 Jim Harbaugh, 1987-93
- 1,744 Sid Luckman, 1939-50
- 1,513 Jim McMahon, 1982-88

Season

- 522 **Erik Kramer, 1995**
- 478 Jim Harbaugh, 1991
- 436 Vince Evans, 1981

Game

- 57 Bill Wade, at Wash, 10/25/64
- 52 Johnny Lujack, at NYG, 10/23/49
- 50 Jack Concannon, at NO, 12/20/70

COMPLETIONS

Lifetime

- 1,023 Jim Harbaugh, 1987-93
- 904 Sid Luckman, 1939-50
- 874 Jim McMahon, 1982-88

Season

- 315 **Erik Kramer, 1995**
- 275 Jim Harbaugh, 1991
- 225 Bill Wade, 1962

Game

- 33 Bill Wade, at Wash, 10/25/64
- 31 Virgil Carter, at SF, 12/6/69
- 29 Johnny Lujack, at NYG, 10/23/49
- Erik Kramer, at Det, 10/23/94**

Consecutive

- 14 Steve Walsh, at Min, 12/1/94
- 13 Rudy Bukich, 11/22-11/26/64
- Jim Harbaugh, at GB, 10/23/92
- 12 Steve Walsh, 10/9-10/31/94

Long

- 98 Bill Wade, at Det, 10/8/61 (TD to Farrington)
- 93 Jack Concannon, vs. STL, 11/19/67 (TD to Gordon)
- 91 Ed Brown, vs. SF, 10/16/60 (TD to Deweall)

COMPLETION PERCENTAGE

Lifetime (250+ completions)

- 58.7 **Erik Kramer, 1994-96 (487 of 830)**
- 58.2 Jim Harbaugh, 1987-93 (1,023 of 1,759)
- 57.8 Jim McMahon, 1982-88 (874 of 1,513)

Season (75+)

- 62.7 **Erik Kramer, 1994 (99 of 158)**
- 62.4 Jim Harbaugh, 1989 (111 of 178)
- 61.9 Rudy Bukich, 1964 (99 of 160)

Game (10+)

- 90.0 Jim Harbaugh, at Rams, 1/2/94 (9 of 10)
- 86.7 Bob Williams, vs. Dal, 10/12/52 (13 of 15)
- 83.3 Gene Ronzani, vs. Det, 10/22/44 (10 of 12)
- Ed Brown, at Det, 11/20/55 (15 of 18)
- Bill Wade, vs. Balt, 11/8/64 (10 of 12)

YARDS

Lifetime

- 14,686 Sid Luckman, 1939-50
- 11,567 Jim Harbaugh, 1987-93
- 11,203 Jim McMahon, 1982-88

Season

- 3,838 **Erik Kramer, 1995**
- 3,172 Bill Wade, 1962
- 3,121 Jim Harbaugh, 1991

Game

- 468 Johnny Lujack, 12/11/49
- 466 Bill Wade, 11/18/62
- 433 Sid Luckman, 11/14/43

300-YARD GAMES

Lifetime

- 9 Bill Wade, 1961-66
- 4 George Blanda, 1949-58
- Erik Kramer, 1994-96**
- 3 Sid Luckman, 1939-50
- Johnny Lujack, 1948-51
- Vince Evans, 1977-83

Season

- 4 Bill Wade, 1962
- 3 Bill Wade, 1961
- Erik Kramer, 1995**

Consecutive games

- 2 Sid Luckman, 10/12-10/19/47
- George Blanda, 10/17-10/24/54
- Bill Wade, 10/14-10/21/62; 11/18-11/25/62

LUCKY 13

Quarterback **Rick Mirer** will wear jersey number **13** this season, the first 13 on the Bears' roster since end **Jack Dugger** donned it in 1949. Mirer is only the 8th player to wear number 13 for the Bears, although the list includes two Hall of Famers: tackle **Joe Stydahar**, and center **George Trafton**.

INDIVIDUAL RECORDS

TOUCHDOWN PASSES

Lifetime

- 137 Sid Luckman, 1939-50
- 68 Bill Wade, 1961-66
- 67 Jim McMahon, 1982-88

Season

- 29 **Erik Kramer, 1995**
- 28 Sid Luckman, 1943
- 24 Sid Luckman, 1947

Game

- 7* Sid Luckman, at NYG, 11/14/43
- 6 Johnny Lujack, vs. Chi Cards, 12/11/49
- 5 Ray Buivid, vs. Chi Cards, 12/5/37

Consecutive games

- 19 Sid Luckman, 11/22/42-11/26/44
- 14 Sid Luckman, 10/12/47-10/17/48

PASSES INTERCEPTED

Lifetime

- 132 Sid Luckman, 1939-50
- 88 Ed Brown, 1954-61
- 70 George Blanda, 1949-58

Season

- 31 Sid Luckman, 1947
- 24 Bill Wade, 1962
- George Blanda, 1953
- 22 Johnny Lujack, 1949

Game

- 7 Edmund (Zeke) Bratkowski, at Balt, 10/2/60
- 5 Last: Larry Rakestraw, at Det, 9/22/68

PASSES NOT INTERCEPTED

Consecutive

- 174 **Erik Kramer, 11/19-12/24/95**
- 173 Jim Harbaugh, 10/28-12/9/90
- 162 **Erik Kramer, 9/11-10/22/95**

Game

- 46 Bill Wade, vs. Rams, 10/11/64
- 42 Jim Harbaugh, vs. NYJ, 9/23/91
- 41 **Erik Kramer, vs. Car, 10/8/95**

LOWEST INTERCEPTION PCT.

Lifetime (400+ attempts)

- 2.89 **Erik Kramer, 1994-95 (18 int, 680 att)**
- 3.18 Jim Harbaugh, 1987-93 (56 int, 1,759 att)
- 3.70 Jim McMahon, 1982-88 (56 int, 1,513 att)

Season (100+)

- 1.40 Jim McMahon, 1984 (2 int, 143 att)
- 1.91 **Erik Kramer, 1995 (10 int, 522 att)**
- 1.92 Jim Harbaugh, 1990 (6 int, 312 att)

AVERAGE GAIN PER ATTEMPT

Lifetime (400+ passes)

- 8.42 Sid Luckman, 1939-50
- 8.23 Bernie Masterson, 1934-40
- 7.79 Johnny Lujack, 1948-51

Season (100+)

- 10.86 Sid Luckman, 1943
- 9.924 Sid Luckman, 1941
- 9.923 Ed Brown, 1956

Game (10+)

- 17.1 Charlie O'Rourke, at Det, 11/22/42
- 16.9 Sid Luckman, at CRams, 10/5/41
- 16.7 Gene Ronzani, vs. Det, 10/22/44

RECEIVING

RECEPTIONS

Lifetime

- 492 Walter Payton, 1975-87
- 356 Johnny Morris, 1958-67
- 316 Mike Ditka, 1961-66

Season

- 93 Johnny Morris, 1964
- 82 Jeff Graham, 1995
- 81 **Curtis Conway, 1996**

Game

- 14 Jim Keane, at NYG, 10/23/49
- 13 Mike Ditka, at Wash, 10/25/64
- 11 Johnny Morris, at Rams, 10/11/64

Consecutive Games

- 49 Mike Ditka, 12/3/61-10/10/65
- 45 Walter Payton, 12/16/84-12/27/87
- 34 Willie Gault, 11/17/85-12/27/87

YARDS

Lifetime

- 5,059 Johnny Morris, 1958-67
- 4,616 Harlon Hill, 1954-61
- 4,538 Walter Payton, 1975-87

Season

- 1,301 Jeff Graham, 1995
- 1,200 Johnny Morris, 1964
- 1,128 Harlon Hill, 1956

Game

- 214 Harlon Hill, at SF, 10/31/54
- 201 Johnny Morris, at Dal, 11/18/62
- 198 Harlon Hill, vs. Balt, 10/21/56

Long

- 98 John Farrington (TD), 10/8/61
- 93 Dick Gordon (TD), 11/19/67
- 91 Willard Dewveall (TD), 10/16/60

* NFL Record

† Tied NFL Record

INDIVIDUAL RECORDS

1,000 YARDS

Seasons

- 2 **Curtis Conway, 1995-96**

Harlon Hill, 1954, 1956

- 1 Last: Jeff Graham, 1995

100-YARD GAMES

Lifetime

- 19 Harlon Hill, 1954-61
15 Johnny Morris, 1958-67
14 Mike Ditka, 1961-66

Season

- 7 Harlon Hill, 1954
Jeff Graham, 1995
6 Harlon Hill, 1956
Johnny Morris, 1964
5 Mike Ditka, 1961

Consecutive games

- 3 Harlon Hill, 11/11-11/25/56
Jeff Graham, 11/5-11/19/95
2 Last: **Curtis Conway, 10/6 -10/13/96**

AVERAGE GAIN

Lifetime (100+ attempts)

- 22.4 Ken Kavanaugh, 1940-41, 45-50
21.7 Ray (Scooter) McLean, 1940-47
20.4 Harlon Hill, 1954-61

Season (30+)

- 25.6 Ken Kavanaugh, 1947
25.0 Harlon Hill, 1954
24.0 Harlon Hill, 1956

Game (4+)

- 44.8 Dick Gordon, vs. StL, 11/19/67
37.5 Gene Schroeder, vs. Chi Cards, 12/16/51
37.0 Billy Stone, vs. Det, 11/23/52

TOUCHDOWNS

Lifetime

- 50 Ken Kavanaugh, 1940-41, 45-50
40 Harlon Hill, 1954-61
35 Dick Gordon, 1965-71

Season

- 13 Ken Kavanaugh, 1947
Dick Gordon, 1970
12 Harlon Hill, 1954
Mike Ditka, 1961
Curtis Conway, 1995
11 Harlon Hill, 1956

Game

- 4 Harlon Hill, at SF, 10/31/54
Mike Ditka, at Rams, 10/13/63
3 Last: **Curtis Conway, at Jax, 10/15/95**

Consecutive games

- 7 Ken Kavanaugh, 11/2-12/14/47
Curtis Conway, 9/24-11/12/95
5 Mike Ditka, 10/22-11/19/61
Dennis McKinnon, 9/8-10/5/85

INTERCEPTIONS

INTERCEPTIONS BY

Lifetime

- 38 Gary Fencik, 1976-87
37 Richie Petitbon, 1959-68
32 Donnell Woolford, 1989-1996

Season

- 10 Mark Carrier, 1990
9 Roosevelt Taylor, 1963
8 Clyde (Bulldog) Turner, 1942
Johnny Lujack, 1948
Richie Petitbon, 1963
Vestee Jackson, 1988

Game

- 3 Bob Margarita, vs. Det, 11/11/45
Johnny Lujack, at GB, 9/26/48
Richie Petitbon, at GB, 9/24/67
Curtis Gentry, vs. StL, 11/19/67
Ross Brupbacher, vs. Den, 12/12/76
Mark Carrier, at Wash, 12/9/90
2 Last: Donnell Woolford, vs. Det,
11/24/96

Consecutive games

- 4 Last: Dave Duerson, 9/14-10/5/86

YARDS RETURNED

Lifetime

- 643 Richie Petitbon, 1959-68
485 Bennie McRae, 1962-70
483 Gary Fencik, 1976-87

Season

- 212 Richie Petitbon, 1962
182 JC Caroline, 1956
172 Don Kindt, 1953
Roosevelt Taylor, 1963

Game

- 101 Richie Petitbon, vs. Rams, 12/9/62
96 Clyde (Bulldog) Turner, at Wash,
10/26/47
Roosevelt Taylor, at Phil, 10/20/68
92 Todd Bell, vs. Det, 11/22/81

Long

- 101 Richie Petitbon, (TD) 12/9/62
96 Clyde (Bulldog) Turner, (TD)
10/26/47
Roosevelt Taylor, (TD) 10/20/68
92 Todd Bell, (TD) 11/22/81

INDIVIDUAL RECORDS

TOUCHDOWNS

Lifetime

- 4 Bennie McRae, 1962-70
- 3 Richie Petitbon, 1959-68
- Roosevelt Taylor, 1961-69

Season

- 2 Jerry Weatherly, 1950
- JC Caroline, 1956
- Bennie McRae, 1967

Game

- 1 Last: Donnell Woolford, vs. Min, 10/14/96

PUNTING

PUNTS

Lifetime

- 878 Bob Parsons, 1972-83
- 833 Bobby Joe Green, 1962-73
- 354 Maury Buford, 1985-86; 89-91

Season

- 114* Bob Parsons, 1981
- 99 Bob Parsons, 1976
- 96 Bob Parsons, 1978

Game

- 14 Keith Molesworth, 12/10/33
- 11 Last: Dave Finzer, 12/3/84

YARDS

Lifetime

- 35,057 Bobby Joe Green, 1962-73
- 34,180 Bob Parsons, 1972-83
- 14,451 Maury Buford, 1985-86; 89-91

Season

- 4,531 Bob Parsons, 1981
- 3,726 Bob Parsons, 1976
- 3,625 Bob Parsons, 1975

Game

- 517 Keith Molesworth, vs. GB, 12/10/33
- 476 Bob Parsons, at Hou, 11/6/77
- 471 George Gulyanics, vs. GB, 11/14/48

Long

- 94 Joe Lintzenich, vs. NYG, 11/15/31
- 87 Dave Finzer, vs. NO, 10/7/84
- 81 Bob Parsons, vs. NE, 12/5/82

GROSS AVERAGE

Lifetime (75+ punts)

- 44.5 George Gulyanics, 1947-52
- 42.1 Bobby Joe Green, 1962-73
- 41.9 Fred (Curley) Morrison, 1950-53

Season (30+)

- 46.5 Bobby Joe Green, 1963
- 44.8 **Todd Sauerbrun, 1996**
- 44.5 Bobby Joe Green, 1964

Game (4+)

- 57.3 Fred Morrison, vs. Rams, 11/16/52
- 54.6 Maury Buford, vs. GB, 10/21/85
- 54.0 Maury Buford, at TB, 10/6/85

INSIDE 20

Lifetime

- 158 Bob Parsons, 1972-83
- 94 Maury Buford, 1985-86; 89-91
- 70 Chris Gardocki, 1991-94

Season

- 31 Bob Parsons, 1981
- 28 Chris Gardocki, 1993
- 26 Bob Parsons, 1979
- Dave Finzer, 1984

Game

- 5 Bob Parsons, at Hou, 11/6/77
- 4 Bob Parsons, at GB, 12/9/79
- Dave Finzer, vs. NO, 10/7/84; at SD, 12/3/84
- Maury Buford, vs. Phil, 10/2/89
- Chris Gardocki, at Phil, 10/10/93
- 3 Last: **Todd Sauerbrun**, at Wash, 9/8/96

HAD BLOCKED

Lifetime

- 5 Ed Brown, 1954-61
- Bob Parsons, 1972-83
- Maury Buford, 1985-86; 89-90
- 4 Fred (Curley) Morrison, 1950-53

Season

- 2 Last: Maury Buford, 1990

Game

- 2 Jon Kilgore, at Rams, 12/8/68
- Ray Stachowicz, at Min, 12/11/83
- 1 Last: Maury Buford, vs. Mia, 11/24/91

PUNT RETURNS

RETURNS

Lifetime

- 127 Dennis McKinnon, 1983-85; 87-89
- 123 Jeff Fisher, 1981-84
- 112 George McAfee, 1940-41; 45-50

Season

- 58 Jeff Fisher, 1984
- 57 Lew Barnes, 1986
- 43 Jeff Fisher, 1981

Game

- 8 Jeff Fisher, at Det, 12/16/84
- 7 George McAfee, vs. GB, 10/15/50
- Ron Smith, at Clev, 10/15/72
- Steve Schubert, at TB, 12/4/77
- Dennis McKinnon, at GB, 12/4/83

INDIVIDUAL RECORDS

YARDS

Lifetime

- 1,431 George McAfee, 1940-41; 45-50
- 1,171 Dennis McKinnon, 1983-85; 87-89
- 1,137 Jeff Fisher, 1981-84

Season

- 509 Jeff Fisher, 1981
- 492 Jeff Fisher, 1984
- 482 Lew Barnes, 1986

Game

- 134 Gale Sayers, vs. SF, 12/12/65
- Dennis McKinnon, vs. NYG, 9/14/87
- 108 George McAfee, vs. Rams, 10/10/48
- 103 Jeff Fisher, at Det, 12/16/84

Long

- 95 Johnny Bailey (TD), vs. KC, 12/29/90
- 94 Dennis McKinnon (TD), vs. NYG, 9/14/87
- 89 Ray McLean (TD), vs. Chi Cards 10/11/42

AVERAGE

Lifetime (50+ returns)

- 12.8* George McAfee, 1940-41; 45-50
- 11.3 JR Boone, 1948-51
- 9.2 Jeff Fisher, 1981-84
- Dennis McKinnon, 1983-85; 87-89

Season (1+ per game)

- 15.8 Harry Clark, 1943
- 14.9 Gale Sayers, 1965
- 14.5 George McAfee, 1947

Game (3+)

- 36.0 George McAfee, vs. Rams, 10/10/48
- 34.0 Scooter McLean, vs. Chi Cards 10/11/42
- 26.8 Gale Sayers, vs. SF, 12/12/65
- Dennis McKinnon, vs. NYG, 9/14/87

TOUCHDOWNS

Lifetime

- 3 Ray (Scooter) McLean, 1940-47
- Steve Schubert, 1975-79
- Dennis McKinnon, 1983-85; 87-89
- 2 George McAfee, 1940-41; 45-50
- Gale Sayers, 1965-71

Season

- 2 Dennis McKinnon, 1987

Game

- 1 Last: Jeff Graham, at Min, 12/1/94

FAIR CATCHES

Lifetime

- 47 Steve Schubert, 1975-79
- 40 Jeff Fisher, 1981-84
- 32 Gale Sayers, 1965-71

Season

- 21 Steve Schubert, 1978
- 20 Jeff Fisher, 1981
- Terry Obee, 1993
- 19 **Bobby Ingram, 1996**

Game

- 6 **Bobby Ingram, vs. Min, 9/15/96**
- 5 Johnny Bailey, at GB, 10/17/91
- Curtis Conway, at TB, 11/6/94**
- 4 Cecil Turner, vs. Min, 10/27/68
- Steve Schubert, 10/8/78; 12/10/78
- Terry Obee, vs. Min, 10/25/93

KICKOFF RETURNS

RETURNS

Lifetime

- 192 Dennis Gentry, 1982-92
- 108 Cecil Turner, 1968-73
- 91 Gale Sayers, 1965-71

Season

- 42 Nate Lewis, 1995
- 35 Nate Lewis, 1994
- 31 Cecil Turner, 1971

Game

- 8 Brian Baschnagel, at Hou, 11/6/77
- 7 Nate Lewis, at Min, 12/1/94
- 6 Last: Michael Timpson, vs. GB, 9/11/95

YARDS

Lifetime

- 4,353 Dennis Gentry, 1982-92
- 2,781 Gale Sayers, 1965-71
- 2,616 Cecil Turner, 1968-73

Season

- 924 Ron Smith, 1972
- 904 Nate Lewis, 1995
- 874 Nate Lewis, 1994

Game

- 221 Nate Lewis, at Min, 12/1/94
- 208 Ron Smith, vs. SF, 11/19/72
- 185 Brian Baschnagel, at Hou, 11/6/77

Long

- 103 Gale Sayers, at Pit, 9/17/67 (TD)
- 100 Don Bingham, vs. LARams, 11/18/56 (TD)
- 99 Willie Galimore, at Balt, 10/4/58 (TD)
- Willie Gault, vs. Wash, 9/29/85 (TD)

* NFL Record

† Tied NFL Record

INDIVIDUAL RECORDS

AVERAGE

Lifetime (50+ returns)

- 30.6* Gale Sayers, 1965-71
- 26.6 Ron Smith, 1965; 70-72
- 24.7 Charlie Bivins, 1960-66

Season (1+ per game)

- 37.7 Gale Sayers, 1967
- 32.7 Cecil Turner, 1970
- 31.7 Walter Payton, 1975

Game (3+)

- 52.0 Cecil Turner, at NYG, 9/19/70
- 48.7 Dick Gordon, at Rams, 9/16/66
- 48.3 Gale Sayers, at SF, 12/3/67

TOUCHDOWNS

Lifetime

- 6† Gale Sayers, 1965-71
- 4 Cecil Turner, 1968-73
- 3 Dennis Gentry, 1982-92

Season

- 4† Cecil Turner, 1970
- 3 Gale Sayers, 1967
- 2 Gale Sayers, 1966

Game

- 1 Last: Darren Lewis, vs. Cin, 11/8/92

FUMBLES

FUMBLES

Lifetime

- 85 Walter Payton, 1975-87
- 38 Jim Harbaugh, 1987-93
- 35 Rick Casares, 1955-64

Season

- 15 Jim Harbaugh, 1993
- 14 Gary Huff, 1974
- 13 Carl Garrett, 1973

Game

- 4 Hugh Gallarneau, vs. Chi Cards, 12/1/46
- Rudy Bukich, at Balt, 12/5/65
- Vince Evans, at GB, 11/15/81
- Rusty Lisch, vs. GB, 12/9/84
- 3 Last: Rashaan Salaam, vs. Phil, 12/24/95

OWN RECOVERED

Lifetime

- 18 Walter Payton, 1975-87
- 13 Gale Sayers, 1965-71
- 10 Ed Brown, 1954-61
- Jim Harbaugh, 1987-93

Season

- 7 Gary Huff, 1974
- 6 Jack Concannon, 1970
- 5 Bobby Douglass, 1972

Game

- 3 Gary Huff, vs. Det, 9/15/74

OPPONENTS' RECOVERED

Lifetime

- 25 Dick Butkus, 1965-73
- 22 Joe Fortunato, 1955-66
- 17 Mike Hartenstine, 1975-86

Season

- 6 Dick Butkus, 1965
- 5 Ed O'Bradovich, 1962
- 4 Last: Mike Singletary, 1984

Game

- 3 Virgil Livers, at Min, 10/5/75
- John Thierry, vs. Hou, 10/22/95*
- 2 Last: Carl Simpson, at NO, 10/13/96

YARDS RET. OWN FUMBLES

Lifetime

- 36 John Adams, 1959-62
- 24 Ike Hill, 1973-74
- 22 Ron Bull, 1962-70

Season

- 36 John Adams, 1961 (11/19)
- 24 Ike Hill, 1973 (11/12)
- 21 Ron Bull, 1962 (11/4)

Game

(Same as "Season")

Long

(Same as "Season")

YARDS RET. OPP.'S FUMBLES

Lifetime

- 128 Charlie Sumner, 1955; 58-60
- 110 Ed Sprinkle, 1944-55
- 98 George Halas, 1920-29

Season

- 101 Charlie Sumner, 1958
- 98 George Halas, 1923
- 84 Larry Brink, 1954

Game

- 98 George Halas, (TD) vs. Oorang, 11/4/23
- 86 Charlie Sumner, (TD) vs. Chi Cards, 12/7/58
- 84 Larry Brink, (TD) vs. Rams, 11/28/54

Long

(Same as "Game")

INDIVIDUAL RECORDS

TOUCHDOWNS OWN FUMBLES

Lifetime

- 2 Ken Kavanaugh, 1940-41; 45-50
Mike Ditka, 1961-66

Season

- 1 Last: Johnny Musso, 1976

Game

- 1 Last: Johnny Musso, at Det, 11/21/76

TOUCHDOWNS OPP.'S FUMBLES

Lifetime

- 2 Fred Evans, 1948
Ed Sprinkle, 1944-55

Season

- 2 Fred Evans, 1948

Game

- 2 Fred Evans, vs. Wash, 11/28/48
1 Last: *Bryan Cox, vs. Dal, 9/2/96*

SACKS

(Since 1970)

Lifetime

- 124.5 Richard Dent, 1983-93; 95
92.5 Steve McMichael, 1981-93
82.0 Dan Hampton, 1979-90

Season

- 17.5 Richard Dent, 1984
17.0 Richard Dent, 1985
15.0 Jim Osborne, 1976

Game

- 4.5 Richard Dent, vs. Raid, 11/4/84;
at Raid, 12/27/87
4.0 Jim Osborne, vs. Min, 9/23/73
3.5 Alan Page, vs. Den, 12/20/81
Jim Althoff, vs. Min, 10/11/87

Consecutive games (at least .5 sack)

- 7 *Alonzo Spellman, 12/1/94-9/17/95*
6 Steve McMichael, 10/29-12/3/89
5 Steve McMichael, 11/6-12/4/83;
10/27-11/24/91

TAKEAWAYS

(Int & Opp. Fumbles Recovered)

Lifetime

- 50 Gary Fencik, 1976-87 (38 int, 12 fum)
47 Dick Butkus, 1965-73 (22 int, 25 fum)
44 Richie Petitbon, 1959-68 (37 int, 7 fum)

Season

- 12 Roosevelt Taylor, 1963 (9 int, 3 fum)
Mark Carrier, 1990 (10 int, 2 fum)
11 Dick Butkus, 1965 (5 int, 6 fum)
10 Richie Petitbon, 1963 (8 int, 2 fum)
Ross Brupbacher, 1976 (7 int, 3 fum)

Game

- 4 Bill George, vs. Det, 12/3/61 (2 int, 2 fum)
3 Last: *J. Thierry, vs. Hou, 10/22/95 (3 fum)*

NET YARDS

(Rushes, receptions, & returns)

ATTEMPTS

Lifetime

- 4,368* Walter Payton, 1975-87
1,619 Neal Anderson, 1986-93
1,579 Rick Casares, 1955-64

Season

- 427 Walter Payton, 1984
402 Walter Payton, 1979
383 Walter Payton, 1978

Game

- 41 Walter Payton, vs. Min, 11/20/77;
at Buf, 10/7/79
40 Walter Payton, at Dal, 11/26/81
39 Walter Payton, vs SD, 10/25/81

YARDS

Lifetime

- 21,803* Walter Payton, 1975-87
9,435 Gale Sayers, 1965-71
8,929 Neal Anderson, 1986-93

Season

- 2,440 Gale Sayers, 1966
2,272 Gale Sayers, 1965
2,216 Walter Payton, 1977

Game

- 339 Gale Sayers, vs. Min, 12/18/66
336 Gale Sayers, vs. SF, 12/12/65
300 Walter Payton, at NO, 12/21/75

* NFL Record

† Tied NFL Record

OPP'S INDIVIDUAL RECORDS

SCORING

Points

- 40* Ernie Nevers, at Chi. Cards, 11/28/29
- 36 Dub Jones, at Clev, 11/25/51
- 24 Lenny Moore, at Balt, 10/4/58
- Jim Taylor, vs. GB, 11/4/62

Touchdowns

- 6† Ernie Nevers, at Chi. Cards, 11/28/29
- Dub Jones, at Clev, 11/25/51
- 4 Lenny Moore, at Balt, 10/4/58
- Jim Taylor, vs. GB, 11/4/62

Field goals

- 5 Curt Knight, vs. Wash, 11/14/71
- Fred Cox, vs. Min, 9/23/73
- Nick Lowery, vs. KC, 12/29/90
- 4 Last: Chris Jacke, at GB, 12/11/94

Field goal attempts

- 7 Mike Clark, vs. Dal, 11/24/68
- 6 Curt Knight, vs. Wash, 11/14/71
- Fred Cox, vs. Min, 9/23/73

Long field goal

- 60 Morten Andersen, at NO, 10/27/91
- 56 Bert Rechichar, at Balt, 9/27/53
- 55 Pat Leahy, at NY Jets, 12/14/85

RUSHING

Attempts

- 39 Jerome Bettis, at LA Rams, 1/2/94
- 35 John Stephens, at NE, 10/30/88
- 34 Eric Dickerson, at LA Rams, 11/6/83

Yards

- 206 Earl Campbell, vs. Hou, 11/16/80
- 199 Ollie Matson, vs. LA Rams, 10/11/59
- 194 Alan Ameche, at Balt, 9/25/55

Touchdowns

- 6† Ernie Nevers, at Chi. Cards, 11/28/29
- 4 Dub Jones, at Clev, 11/25/51
- Jim Taylor, vs. GB, 11/4/62
- 3 Last: Larry Csonka, at Mia, 9/23/79

Long

- 97 Bobby Gage, vs. Pit, 12/4/49 (TD)
- 90 Johnny Johnson, at NYJ, 9/25/94
- 84 Tom Harmon, vs. LA Rams, 10/13/46 (TD)
- Barry Sanders, at Det, 10/23/94

PASSING

Attempts

- 62 Randall Cunningham, vs. Phil, 10/2/89
- 55 Tommy Kramer, vs. Min, 9/19/85
- 54 John Brodie, vs. SF, 11/13/66
- Brett Favre, vs. GB, 12/5/93

Completions

- 36 Brett Favre, vs. GB, 12/5/93
- 34 Neil O'Donnell, vs. Pit, 11/5/95
- 32 Randall Cunningham, vs. Phil, 10/2/89

Yards

- 509 Vince Ferragamo, at LA Rams, 12/26/82
- 436 Tommy Kramer, at Min, 9/19/85
- 402 Brett Favre, vs. GB, 12/5/93

Touchdowns

- 5 Steve Spurrier, vs. SF, 11/19/72
- Tommy Kramer, at Min, 11/28/82
- Brett Favre, at GB, 11/12/95
- 4 Last: Brett Favre, vs. GB, 10/6/96

Interceptions

- 5 Last: Mark Rypien, at Wash, 12/9/90

Consecutive completions

- 12 Jim Hart, at StL Cards, 9/25/77

Long

- 99† Sonny Jurgensen, vs. Wash, 9/15/68 (TD)
- Brett Favre, vs. GB, 9/11/95 (TD)
- 97 Pat Coffee, vs. Chi. Cards, 12/5/37 (TD)
- Bernie Kosar, at Clev, 10/23/89 (TD)
- 94 Eric Hipple, at Det, 10/19/81 (TD)

Times sacked

- 11 Archie Manning, vs. Min, 10/28/84
- 10 Guido Merkins, at Phil, 10/4/87
- 9 Fran Tarkenton, vs. Min, 12/17/61

RECEIVING

Receptions

- 14 Herman Moore, at Det, 12/4/95
- 13 Bob Anderson, at Den, 9/30/73
- 12 Bernie Casey, vs. SF, 11/13/66
- Brett Perriman, vs. Det, 11/19/95

Yards

- 225 Bernie Casey, vs. SF, 11/13/66
- 201 Gene Roberts, at NYG, 10/23/49
- 192 Billy Wilson, at SF, 10/23/55

Touchdowns

- 3 Last: Andre Rison, vs. Atl, 9/27/92

Long

- 99† Gerry Allen, vs. Wash, 9/15/68 (TD)
- Robert Brooks, vs. GB, 9/11/95 (TD)
- 97 Gaynell Tinsley, vs. Chi. Cards, 12/5/37 (TD)
- Webster Slaughter, at Clev, 10/23/89 (TD)
- 94 Leonard Thompson, at Det, 10/19/81 (TD)

* NFL Record

† Tied NFL Record

OPP'S INDIVIDUAL RECORDS

INTERCEPTIONS

Interceptions

- 3 Last: Reggie Sutton, vs. NO, 10/18/87

Yards

- 167 Dick Jauron, vs. Det, 11/18/73
121 Milt Davis, vs. Balt, 11/17/57
115 Bernie Parrish, at Clev, 12/11/60

Touchdowns

- 2† Bobby Franklin, at Clev, 12/11/60

Long

- 102 Bob Smith, at Det, 11/24/49 (TD)
99 Rick Sanford, vs. NE, 12/5/82 (TD)
98 Darryll Lewis, vs. Hou, 10/22/95 (TD)

PUNTING

Punts

- 14 Dick Nesbitt, vs. Chi. Cards, 11/30/33
11 Last: Rich Camarillo, vs. NE, 9/15/85

Average

- 61.8* Bob Cifers, vs. Det, 11/24/46
55.8 Sammy Baugh, at Wash, 11/17/40
54.5 Tommy Davis, at SF, 11/19/61

Long

- 84 Doug Russell, vs. Chi. Cards, 9/11/38
79 Tommy Davis, at SF, 11/19/61
75 Rich Camarillo, vs. NE, 9/15/85
Harold Alexander, vs. Atl, 10/3/93

PUNT RETURNS

Returns

- 7 Danny Reece, at TB, 12/2/79
6 Last: Robbie Martin, at Det, 9/12/82

Yards

- 122 Hugh McElhenny, vs. SF, 10/19/52
118 Jon Arnett, at LA Rams, 11/2/58
108 Al Dodd, at Atl, 10/13/74

Fair catches

- 7 Lem Barney, at Det, 11/21/76
5 Willie Wood, at GB, 11/15/70
Vai Sikahema, at Phil, 10/10/93

Long

- 95 Steve Odom, at GB, 11/10/74 (TD)
94 Hugh McElhenny, vs. SF, 10/19/52 (TD)
93 Veryl Switzer, vs. GB, 11/7/54 (TD)

KICKOFF RETURNS

Returns

- 7 Last: Mel Gray, vs. Hou, 10/22/95

Yards

- 202 Carver Shannon, at LA Rams, 10/13/63
184 Al Carmichael, at GB, 10/2/55
182 Buster Rhymes, at Min, 9/19/85

Long

- 106* Al Carmichael, at GB, 10/7/56 (TD)
102 Ron Jessie, at Det, 10/24/71 (TD)
Mel Gray, at Det, 10/23/94 (TD)
101 Bill Jefferson, at Det, 11/23/41 (TD)

LONGEST PLAYS AT SOLDIER FIELD

(Bears moved from Wrigley Field after the 1970 season.)

RUN

- Bears — 80 Neal Anderson, vs. GB, 11/27/88
Opp. — 68 Keith Woodside, GB, 12/17/89

PASS

- Bears — 89 Vince Evans, vs. Min, 9/21/80
Opp. — 99 Brett Favre, GB, 9/11/95

CATCH

- Bears — 89 Rickey Watts, vs. Min, 9/21/80
Opp. — 99 Robert Brooks, GB, 9/11/95

PUNT

- Bears — 87 Dave Finzer, vs. NO, 10/7/84
Opp. — 75 Harold Alexander, Atl, 10/3/93

PUNT RETURN

- Bears — 95 Johnny Bailey, vs. KC, 12/29/90
Opp. — 77 Lee Nelson, St. L., 12/16/79

KICKOFF RETURN

- Bears — 99 Willie Gault, vs. Wash, 9/29/85
Opp. — 97 Del Rodgers, GB, 12/9/84

INTERCEPTION RETURN

- Bears — 92 Todd Bell, vs. Det, 11/22/81
Opp. — 99 Rick Sanford, NE, 12/5/82

FIELD GOAL

- Bears — 55 Kevin Butler, vs. Min, 10/25/93
Opp. — 52 Fred Cox, vs. Min, 10/27/75

TEAM RECORDS — OFFENSE

WON-LOST

WINS

Highest winning percentage, season

1.000†	1934 (13 games) 13-0
	1942 (11 games) 11-0
.938	1985 (16 games) 15-1
.923	1926 (16 games) 12-1-3

Lowest winning percentage, season

.071	1969 (14 games) 1-13
.214	1973 (14 games) 3-11
.273	1953 (12 games) 3-8-1

Wins at home, season

9	1926 (11 games at Wrigley)
8	1921 (9 games at Wrigley)
	1922 (9 games at Wrigley)
	1985 (8 games at Soldier Field)
7	1933 (7 games at Wrigley)
	1986 (8 games at Soldier Field)
	1988 (8 games at Soldier Field)
	1990 (8 games at Soldier Field)

Wins on the road, season

7	1920 (9 road games)
	1934 (7 road games)
	1985 (8 road games)
	1986 (8 road games)

CONSECUTIVE GAMES

Won

17*	11/26/33—12/2/34
16	11/9/41—12/6/42

Without losing

24	11/9/41—11/14/43 (23-0-1)
----	---------------------------

Wins at home

18	11/20/32—10/20/35
----	-------------------

Wins on the road

10	9/28/41—12/6/42
----	-----------------

Lost

8	12/15/68—11/2/69; 9/25—11/2/78
---	--------------------------------

Without winning

11	11/3/29—10/5/30 (0-9-2)
----	-------------------------

Losses at home

8	11/23/69—11/8/70
---	------------------

Losses on the road

16	11/12/73—11/30/75
----	-------------------

SCORING

POINTS

Most, season

456	1985 (16 games)
409	1965 (14 games)
396	1941 (11 games)

Fewest, season

133	1933 (13 games)
141	1982 (9 games)
145	1931 (13 games)
234	1993 (16 games)

Most, game

61	vs. SF, 12/12/65 (win, 61-20)
	vs. GB, 12/7/80 (win, 61-7)
58	vs. Balt, 10/21/56 (win, 58-27)
57	at Balt, 11/25/62 (win, 57-0)

Most, first half

41	vs. Wash, 11/28/48 (20, 21)
31	vs. Wash, 9/29/85 (0, 31)

Most, second half

49	at Phil, 11/30/41 (21, 28)
33	vs. GB, 12/7/80 (13, 20)

Most, first quarter

21	vs. Chi. Cards, 10/11/42
	vs. Wash, 11/9/80
	vs. Clev, 9/7/86
	vs. Cin, 9/28/86

Most, second quarter

31	vs. Wash, 9/29/85
28	vs. GB, 12/7/80
	vs. TB, 9/26/93

Most, third quarter

27	vs. Chi. Cards, 9/5/37
24	at Min, 9/19/85

Most, fourth quarter

28	vs. Phil, 11/30/41
	vs. Min, 9/17/89
22	at Phil, 9/12/94

Margin of victory

57	at Wash, 12/8/40 (57-0)
	at Balt, 11/25/62 (57-0)
54	vs. GB, 12/7/80 (61-7)
49	vs. Det, 10/19/41 (49-0)
	at NYG, 11/14/43 (56-7)

Margin of defeat

52	at Balt, 9/27/64 (52-0)
49	at GB, 9/30/62 (49-0)
47	at Hou, 11/8/77 (47-0)

* NFL Record

† Tied NFL Record

TEAM RECORDS — OFFENSE

TOUCHDOWNS

Most, season

56	1941 (11 games)
54	1965 (14 games)
51	1985 (16 games)

Fewest, season

16	1933 (13 games)
	1982 (9 games)
22	1993 (16 games)

Most, game

9	vs. SF, 12/12/65
	vs. GB, 12/7/80
8	at NY, 11/14/43
	at Wash, 10/26/47

EXTRA POINTS MADE

Most, season

52	1965 (14 games)
51	1985 (16 games)
	1948 (12 games)
45	1995 (16 games)

Fewest, season

15	1933 (13 games)
	1932 (14 games)
16	1982 (9 games)
21	1993 (16 games)

Most, game

8	at NYG, 11/14/43 (8 of 8)
	at Wash, 10/26/47 (8 of 8)
7	at Rams, 10/13/63 (7 of 7)
	vs. SF, 12/12/65 (7 of 9)
	vs. GB, 12/7/80 (7 of 9)

Most, season (no misses)

51	1985 (16 games)
45	1995 (16 games)
34	1992 (16 games)

EXTRA POINTS MISSED

Most, season

11	1939 (11 games)
	1941 (11 games)
4	1975 (14 games) 18 of 22
	1976 (14 games) 27 of 31
3	1977 (14 games) 27 of 30
	1978 (16 games) 26 of 29
	1979 (16 games) 34 of 37
	1983 (16 games) 35 of 38

Most, game

3	at Phil, 10/13/35
	at NY, 11/8/36
	at Pit, 10/2/39
	vs. Chi. Cards, 10/12/41
	vs. Clev, 11/9/41
2	Last: vs. GB, 12/7/80

FIELD GOALS MADE

Most, season

31	1985 (16 games)
28	1986 (16 games)
27	1993 (16 games)

Fewest, season

0 ¹	1944 (10 games)
	1947 (12 games)
8	1969 (14 games)
9	1974 (14 games)
	1982 (9 games)
12	1976 (14 games)
	1981 (16 games)

Most, game

5	vs. Det, 12/3/61
	at Phil, 10/20/68
4	Last: vs. Oak, 9/29/96

FIELD GOALS ATTEMPTED

Most, season

41	1986 (16 games)
38	1985 (16 games)
37	1990 (16 games)

Fewest, season

0	1944 (10 games)
13	1974 (14 games)
18	1980 (16 games)

Most, game

7	vs. GB, 11/17/63
6	Last: at GB, 11/8/87

FIELD GOALS MISSED

Most, season

18	1971 (14 games) 15 of 33
15	1965 (14 games) 11 of 26
14	1970 (14 games) 20 of 34
13	1976 (14 games) 12 of 25
	1977 (14 games) 14 of 27
12	1983 (16 games) 13 of 25

Fewest, season

4	1988 (16 games) 15 of 19
	1989 (16 games) 15 of 19
	1974 (16 games) 9 of 13
5	1980 (16 games) 13 of 18
	1978 (16 games) 17 of 22

Most, game

4	Last: vs. Phil, 9/14/86 (2 of 6)
3	Last: vs. Pit, 11/30/86 (2 of 5)

TWO-POINT CONVERSIONS (since 1994)

Most, season

2	1994 (16 games)
---	-----------------

Most, game

1	at Phil, 9/11/94
	vs. Min, 9/18/94

TEAM RECORDS — OFFENSE

SAFETIES

Most, season

- 3 1985 (16 games)
- 2 Last: 1986 (16 games)

Most, game

- 2 vs. Pit, 11/9/69
- 1 Last: at Min, 10/28/96

TIME OF POSS.

TIME OF POSSESSION (since 1978)

Highest average, season

- 35:08 1984 (16 games)
- 34:33 1985 (16 games)
- 33:38 1994 (16 games)

Lowest average, season

- 28:36 1993 (16 games)
- 29:15 1992 (16 games)
- 29:28 1982 (9 games)

Highest, game

- 48:50 vs. SD, 10/25/81 (OT)
- 45:32 vs. Mia, 9/4/88
- 44:12 vs. Det, 11/20/94

Lowest, game

- 18:01 at Dal, 12/27/92
- 19:20 at LA Rams, 1/2/94
- 20:52 vs. NE, 10/14/79

FIRST DOWNS

TOTAL

Most, season

- 343 1985 (16 games)
- 340 1995 (16 games)
- 319 1987 (15 games)

Fewest, season

- 114 1937 (11 games)
- 115 1933 (13 games)
- 153 1982 (9 games)
- 226 1993 (16 games)

Most, game

- 33 vs. GB, 12/7/80
- 30 at NY Yanks, 12/9/51
- 28 at Min, 11/11/91

Fewest, game

- 2 vs. GB, 12/10/33
- 4 vs. Det, 11/22/81
- 5 vs. NE, 10/14/79

RUSHING

Most, season

- 176 1985 (16 games)
- 166 1986 (16 games)
- 164 1984 (16 games)

Fewest, season

- 55 1970 (14 games)
- 56 1982 (9 games)
- 88 1994 (16 games)

Most, game

- 19 vs. GB, 11/6/55
- at GB, 10/30/77
- 18 vs. Det, 11/10/85
- 17 Last: vs. Mia, 9/4/88

Fewest, game

- 0 vs. Chi. Cards, 10/14/45
- at Balt, 10/5/57
- at GB, 12/11/94
- 1 at KC, 11/17/96

PASSING

Most, season

- 201 1995 (16 games)
- 168 1991 (16 games)
- 165 1994 (16 games)

Fewest, season

- 41 1940 (11 games)
- 48 1942 (11 games)
- 54 1972 (14 games)
- 83 1982 (9 games)
- 98 1979 (16 games)

Most, game

- 21 at Dal, 11/18/62
- 17 vs. Car, 10/8/95
- vs. Hou, 10/22/95
- 16 Last: at TB, 12/22/96

Fewest, game

- 0 vs. GB, 11/7/37
- at GB, 9/28/41
- 2 Last: at Min, 9/12/93

BY PENALTY

Most, season

- 42* 1987 (15 games)
- 32 1963 (14 games)
- 1988 (16 games)
- 29 1991 (16 games)

Fewest, season

- 5 1939 (11 games)
- 12 1972 (14 games)
- 1977 (14 games)
- 14 1982 (9 games)
- 15 1993 (16 games)

Most, game

- 9 at Clev, 11/25/51
- 7 at TB, 9/8/91
- 6 vs. Det, 11/22/87
- at GB, 10/25/92

TEAM RECORDS — OFFENSE

NET YARDS

(Rushing and passing)

YARDS

Most, season

5,837	1985 (16 games)
5,830	1983 (16 games)
5,673	1995 (16 games)

Fewest, season

2,493	1982 (9 games)
2,641	1937 (11 games)
3,129	1973 (14 games)
3,717	1993 (16 games)

Most, game

682	at NYG, 11/14/43
596	vs. Chi. Cards, 12/11/49
594	vs. GB, 12/7/80

Fewest, game

24	vs. Det, 11/22/81
66	at Den, 12/5/71
75	at Det, 10/28/62

RUSHING

ATTEMPTS

Most, season

674	1984 (16 games)
634	1978 (16 games)
627	1979 (16 games)

Fewest, season

275	1982 (9 games)
353	1954 (12 games)
	1970 (14 games)
472	1996 (16 games)
485	1987 (15 games)

Most, game

72*	vs. Brk, 10/20/35
63	vs. Min, 10/20/77
62	vs. Buf, 10/7/79

Fewest, game

11	at Phil, 9/12/94
13	vs. GB, 11/22/92
14	Last: at GB, 12/11/94

YARDS

Most, season

2,974	1984 (16 games)
2,847	1934 (13 games)
2,761	1985 (16 games)

Fewest, season

988	1982 (9 games)
1,588	1994 (16 games)
1,720	1996 (16 games)

Most, game

408	vs. Brk, 10/20/35
406	vs. GB, 11/6/55
375	at GB, 10/30/77

Fewest, game

1	at LA Rams, 10/26/52
27	at GB, 12/11/94

AVERAGE

Highest, season

5.19	1934 (13 games)
4.75	1968 (14 games)
4.52	1985 (16 games)

Lowest, season

3.08	1953 (12 games)
3.09	1970 (14 games)
3.26	1986 (16 games)

Highest, game

13.75	at Cin, 9/30/34
6.94	at GB, 10/30/77 (54 for 375)
6.34	at Cin, 9/28/86 (35 for 222)

Lowest, game

0.03	at LA Rams, 10/26/52
1.86	at Dal, 12/27/92 (15 for 28)

TOUCHDOWNS

Most, season

30	1941 (11 games)
27	1985 (16 games)
25	1988 (16 games)

Fewest, season

3	1933 (13 games)
	1970 (14 games)
5	1982 (9 games)
9	1996 (16 games)

Most, game

6	vs. Det, 10/19/41
5	vs. Mia, 9/4/88
4	Last: at TB, 10/8/89

* NFL Record

† Tied NFL Record

TEAM RECORDS — OFFENSE

FUMBLES

Most, season

56 [†]	1938 (11 games)
40	1972 (14 games)
	1973 (14 games)
37	1988 (16 games)

Fewest, season

16	1963 (14 games)
	1982 (9 games)
21	1979 (16 games)
	1994 (16 games)

Most, game

8	at Chi. Cards, 9/11/38
	at NYG, 12/18/77
7	at Balt, 12/5/65
	vs. GB, 10/21/85

FUMBLES LOST

Most, season

26	1973 (14 games)
----	-----------------

Fewest, season

8	1978 (16 games)
	1982 (9 games)
9	1996 (16 games)
10	1956 (12 games)
	1960 (12 games)
	1992 (16 games)
	1994 (16 games)

Most, game

5	vs. Dal, 9/16/73
4	at Pit, 9/17/67
	at GB, 11/10/74
	vs. GB, 9/6/81
	vs. GB, 10/21/85

TOUCHDOWNS ON FUMBLES

Most, season

5	1942 (11 games)
2	Last: 1986

Most, game

2	vs. Wash, 11/28/48
1	Last: vs. GB, 12/5/93

OWN RECOVERED

Most, season

37*	1938 (11 games)
20	1981 (16 games)
19	1942 (11 games)
	1977 (14 games)

Fewest, season

5	1955 (12 games)
	1963 (14 games)
6	1989 (16 games)
8	1979 (16 games)

Most, game

7	at Chi. Cards, 9/11/38
	at NYG, 12/18/77
6	at GB, 11/15/81
5	at Min, 10/5/75

PASSING

ATTEMPTS

Most, season

551	1996 (16 games)
523	1995 (16 games)
502	1994 (16 games)

Fewest, season

147	1937 (11 games)
205	1972 (14 games)
262	1982 (9 games)
352	1978 (16 games)

Most, game

59	at NYG, 10/23/49
58	at Wash, 10/25/64
48	at Det, 10/23/94

Fewest, game

4	vs. Det, 10/15/67
7	vs. TB, 11/26/78
8	vs. Buf, 10/7/79
	vs. Det, 10/19/80

COMPLETIONS

Most, season

318	1996 (16 games)
315	1995 (16 games)
308	1994 (16 games)

Fewest, season

56	1937 (11 games)
78	1972 (14 games)
186	1978 (16 games)

Most, game

34	at NYG, 10/23/49
33	at Wash, 10/25/64
29	at Det, 10/23/94

Fewest, game

1	Last: at Phil, 12/10/72
---	-------------------------

* NFL Record

† Tied NFL Record

TEAM RECORDS — OFFENSE

COMPLETION PERCENTAGE

Highest, season

61.4	1994 (16 games)	308 of 502
60.2	1995 (16 games)	315 of 523
59.3	1993 (16 games)	230 of 388

Lowest, season

29.7	1934 (13 games)	57 of 192
38.0	1972 (14 games)	78 of 205
44.2	1976 (14 games)	123 of 278
44.9	1973 (14 games)	136 of 303
45.4	1981 (16 games)	222 of 469

Highest, game (10+)

83.3	vs. GB, 12/7/80 (20 of 24)
77.1	vs. Min, 9/18/94 (27 of 35)
75.0	at Det, 9/12/78 (9 of 12)
	vs. Atl, 9/27/92 (18 of 24)

Lowest, game (10+)

11.7	vs. Den, 12/12/76 (2 of 17)
21.7	vs. KC, 12/29/90 (5 of 23)
23.3	at KC, 11/8/81 (7 of 30)
	vs. Det, 11/22/81 (7 of 30)

NET YARDS (Gross yards minus sack yards)

Most, season

3,743	1995 (16 games)
3,185	1996 (16 games)
3,120	1991 (16 games)
3,104	1954 (12 games)

Fewest, season

955	1934 (13 games)
1,108	1972 (14 games)
1,505	1982 (9 games)
1,933	1978 (16 games)

Most, game

488	at NYG, 11/14/43
468	vs. Chi. Cards, 12/11/49

Fewest, game

-20	vs. Det, 11/22/81
-16	at Hou, 11/6/77

TIMES SACKED

Most, season

55	1969 (14 games)
52	1983 (16 games)
49	1971 (14 games)
	1973 (14 games)

Fewest, season

15	1995 (16 games)
20	1963 (14 games)
24	1968 (14 games)
	1986 (16 games)
	1988 (16 games)

Most, game

9	at Min, 11/2/69
	at Den, 12/5/71
	vs. Min, 10/25/93

YARDS LOST

Most, season

439	1969 (14 games)
395	1973 (14 games)
392	1971 (14 games)
359	1974 (14 games)
358	1983 (16 games)

Fewest, season

95	1995 (16 games)
109	1947 (12 games)
139	1994 (16 games)

Most, game

78	at Min, 11/2/69
70	at Den, 12/5/71

TOUCHDOWN PASSES

Most, season

29	1947 (12 games)
	1995 (16 games)
23	1987 (16 games)
22	1964 (14 games)

Fewest, season

5	1950 (12 games)
6	1973 (14 games)
7	1978 (16 games)
	1993 (16 games)

Most, game

7†	at NYG, 11/14/43
4	Last: at StL Rams, 9/24/95

SEASON OPENERS

The Bears have played more season openers against the Green Bay Packers than against any other team, and boast a 16-10-2 record. However, the rivals have not started the season as opponents since a 16-9 Packer win at Soldier Field in 1981. The Bears own 46 opening day victories overall, more than any NFL franchise. The Dallas Cowboys are 27-9-1 on opening day, and their .750 opening day winning percentage is tops in league history. The Bears beat the Cowboys 22-6 at Soldier Field to open the season in 1996.

TEAM RECORDS — OFFENSE

HAD INTERCEPTED

Most, season

35	1947 (12 games)
	1954 (12 games)
28	1978 (16 games)

Fewest, season

10	1995 (16 games)
11	1941 (11 games)
	1982 (9 games)

Most, game

8	at Det, 9/22/68
7	vs. LA Rams, 10/9/49
	at Balt, 10/2/60
	at Clev, 12/22/60

Returned for TD, season

6*	1992 (16 games)
----	-----------------

INTERCEPTION PERCENTAGE

Highest, season

14.95	1942 (11 games)
7.95	1978 (16 games) 28 of 352

Lowest, season

1.91	1995 (16 games) 10 int, 523 att.
2.79	1990 (16 games) 12 int, 430 att.
3.25	1988 (16 games) 13 int, 461 att

PUNTING

PUNTS

Most, season

114*	1981 (16 games)
100	1976 (14 games)
96	1978 (16 games)

Fewest, season

32	1941 (11 games)
38	1947 (12 games)
58	1965 (14 games)
	1995 (16 games)

Most, game

17	vs. GB, 10/22/33
14	vs. GB, 12/10/33
11	Last: at SD, 12/3/84

Fewest, game

0	vs. GB, 11/6/55
	at NYG, 11/28/65

vs. Det, 10/1/72

GROSS AVERAGE

Highest, season

46.5	1963 (14 games)
45.5	1964 (14 games)
44.8	1996 (16 games)

Lowest, season

35.7	1945 (10 games)
36.2	1983 (16 games)
36.9	1976 (14 games)

Highest, game (4+ punts)

57.3	vs. LA Rams, 11/16/52
54.6	vs. GB, 10/21/85
54.0	at TB, 10/6/85

Lowest, game (4+)

22.1	at Min, 10/10/76
25.0	at Card-Pitt, 12/3/44
26.4	vs. GB, 10/21/74

PUNT RETURNS

RETURNS

Most, season

64	1984 (16 games)
60	1950 (12 games)
57	1986 (16 games)

Fewest, season

19	1968 (14 games)
22	1967 (14 games)
23	1992 (16 games)

Most, game

11	vs. Chi. Cards, 10/8/50
8	at Det, 12/16/84
	vs. NE 9/16/85

YARDS

Most, season

781	1948 (12 games)
561	1984 (16 games)
518	1981 (16 games)

Fewest, season

81	1968 (14 games)
97	1966 (14 games)
142	1982 (9 games)
176	1992 (16 games)

TEAM RECORDS — OFFENSE

Most, game

151	vs. Chi. Cards, 10/12/41
134	vs. SF, 12/12/65
	vs. NYG, 9/14/87
103	at Det, 12/16/84

Fewest, game

-6	vs. Min, 12/19/65
-5	vs. GB, 10/16/66
	vs. Dal, 11/24/68

AVERAGE

Highest, season

20.2	1941 (11 games)
11.5	1981 (16 games)
11.1	1990 (16 games)

Lowest, season

3.4	1957 (12 games)
3.9	1966 (14 games)
6.7	1989 (16 games)

TOUCHDOWNS

Most, season

2	1941 (11 games)
	1987 (15 games)

Most, game

1	Last: at Min, 12/1/94
---	-----------------------

FAIR CATCHES

Most, season

28	1967 (14 games)
----	-----------------

Fewest, season

3	1975 (14 games)
---	-----------------

Most, game

6	vs. Min, 9/15/96
	vs. Min, 12/10/67
	at St. L, 10/31/66
5	Last: at TB, 11/6/94

KICKOFF RETURNS

RETURNS

Most, season

74	1975 (14 games)
73	1989 (16 games)
71	1995 (16 games)

Fewest, season

20	1942 (11 games)
26	1963 (14 games)
34	1982 (9 games)
43	1985 (16 games)

Most, game

10	at Chi. Cards, 11/27/55
9	at SF, 12/23/91
	at GB, 12/11/94
8	Last: vs. Pit, 11/5/95

Fewest, game

0	Last: at TB, 11/6/94
---	----------------------

YARDS

Most, season

1,644	1975 (14 games)
1,534	1989 (16 games)
1,528	1972 (14 games)

Fewest, season

424	1963 (14 games)
632	1982 (9 games)
879	1990 (16 games)

Most, game

304	vs. GB, 11/9/52
251	at Pit, 9/17/67
226	at Atl, 10/14/73

Fewest, game

0	Last: at TB, 11/6/94
---	----------------------

AVERAGE

Highest, season

29.4*	1972 (14 games)
27.9	1966 (14 games)
25.3	1985 (16 games)

Lowest, season

16.3*	1963 (14 games)
	1990 (16 games)
16.4	1983 (16 games)

TOUCHDOWNS

Most, season

4†	1970 (14 games)
3	1967 (14 games)

Most, game

2†	at GB, 9/22/40
	vs. GB, 11/9/52

* NFL Record

† Tied NFL Record

TEAM RECORDS — OFFENSE

PENALTIES

PENALTIES

Most, season

122	1948 (12 games)
121	1981 (16 games)
114	1976 (14 games)
	1984 (16 games)

Fewest, season

57	1955 (12 games)
58	1982 (9 games)
66	1994 (16 games)

Most, game

22†	at Phil, 11/26/44
16	at Balt, 12/5/65
	at Den, 10/16/78
	at TB, 10/21/84

Fewest, game

0†	at Cleve, 10/9/38
	vs. Min, 10/23/72
	at Det, 11/28/91
	at StL Rams, 9/24/95
	vs. Phil, 12/24/95
1	Last: at GB, 12/11/94

YARDS PENALIZED

Most, season

1,194	1968 (14 games)
1,005	1981 (16 games)
984	1976 (14 games)

Fewest, season

422	1982 (9 games)
498	1955 (12 games)
503	1994 (16 games)

Most, game

170	at Phil, 11/26/44
147	vs. Wash, 10/3/67
	at Den, 10/16/78
144	vs. Rams, 10/10/77

Fewest, game

0†	at Cleve, 10/9/38
	vs. Min, 10/23/72
	at Det, 11/28/91
	at StL Rams, 9/24/95
	vs. Phil, 12/24/95
5	Last: at GB, 12/11/94

* NFL Record

† Tied NFL Record

AIR MILES

Planning to follow the Bears on the road? The following is a list of the round-trip air miles between Chicago's O'Hare Airport and the rest of the NFL cities:

Arizona Cardinals (Phoenix).....	2,280	New Orleans Saints.....	1,674
Atlanta Falcons.....	1,212	New York Giants (Newark).....	1,438
Baltimore Ravens.....	1,242	New York Jets (Newark).....	1,438
Buffalo Bills.....	946	Oakland Raiders.....	3,670
Carolina Panthers (Charlotte).....	1,198	Philadelphia Eagles.....	1,356
Cincinnati Bengals.....	528	Pittsburgh Steelers.....	824
Cleveland Browns.....	632	San Diego Chargers.....	3,446
Dallas Cowboys.....	1,608	San Francisco 49ers.....	3,692
Denver Broncos.....	3,604	Seattle Seahawks.....	3,442
Detroit Lions (Pontiac).....	470	St. Louis Rams.....	516
Green Bay Packers.....	322	Tampa Bay Buccaneers.....	2,024
Houston Oilers.....	1,850	Washington Redskins.....	1,224
Indianapolis Colts.....	354		
Jacksonville Jaguars.....	1,730	This year's total.....	13,016
Kansas City Chiefs.....	806	1996 total.....	11,862
Miami Dolphins (Ft. Lauderdale).....	2,364	1995 total.....	8,682
Minnesota Vikings (Minneapolis).....	668	<i>Totals include pre-season; this year's total does not include the pre-season game in Dublin, Ireland. Dublin is 8,466 round-trip air miles from O'Hare.</i>	
Nashville Oilers.....	818		
New England Patriots (Boston).....	1,734		

TEAM RECORDS — DEFENSE

TURNOVERS

TAKEAWAYS

Most, season

58	1947 (12 games)
54	1985 (16 games)
51	1963 (14 games)

Fewest, season

19	1982 (9 games)
22	1994 (16 games)
25	1987 (15 games)

Most, game

12†	at Det, 11/22/42 (7 int, 5 fum)
9	vs. StL Cards, 11/19/67 (7 int, 2 fum)
8	at Rams, 10/13/63 (6 int, 2 fum)
	vs. Phil, 10/27/63 (4 int, 4 fum)
	at GB, 9/24/67 (5 int, 3 fum)
	vs. TB, 9/2/84 (6 int, 2 fum)

SCORING

POINTS ALLOWED

Most, season

379	1964 (14 games)
	1975 (14 games)
377	1989 (16 games)
361	1992 (16 games)

Fewest, season

21	1920 (13 games)
35	1923 (12 games)
44*	1932 (14 games)
	1922 (12 games)
187	1986 (16 games)

Most, game

53	at Chi. Cards, 11/27/55
52	at Balt, 9/27/64
	at SF, 9/19/65
	at SF, 12/23/91
51	at Balt, 10/4/58

Most, first half

34	at Balt, 10/4/58 (27, 7)
31	at Mia, 12/2/85 (10, 21)
	at TB, 12/22/96 (7, 24)

Most, second half

35	at GB, 9/30/62 (21, 14)
32	vs. Min, 9/18/94 (18, 14)

Most, first quarter

27	at Balt, 10/4/58
20	at TB, 10/25/87

Most, second quarter

31	at Mia, 12/2/85
24	at SF, 9/19/65
	at TB, 12/22/96

Most, third quarter

24	at Dal, 12/27/92
21	Last: at Sea, 9/23/84

Most, fourth quarter

28	at LA Rams, 10/26/52
	vs. GB, 11/6/55
	at SF, 12/23/91
21	Last: 10/4/92

TOUCHDOWNS ALLOWED

Most, season

48	1975 (14 games)
47	1964 (14 games)
43	1989 (16 games)
	1992 (16 games)

Fewest, season

6†	1932 (14 games)
18	1963 (14 games)
20	1982 (9 games)
	1986 (16 games)

Most, game

7	Last: at SF, 12/23/91
6	Last: at TB, 10/8/89

EXTRA POINTS ALLOWED

Most, season

47	1975 (14 games)	47 of 48
46	1964 (14 games)	46 of 47
43	1992 (16 games)	43 of 43

Fewest, season

4	1932 (14 games)	
18	1963 (14 games)	18 of 18
	1982 (9 games)	18 of 20
19	1986 (16 games)	19 of 20

Most, game

7	at GB, 9/30/62
	at Balt, 9/27/64
	at SF, 9/19/65
	at SF, 12/23/91
6	Last: at TB, 10/8/89

OPP.'S EXTRA POINTS MISSED

Most, season

6	1955 (12 games)	
4	1970 (14 games)	27 of 31
	1974 (14 games)	29 of 33
	1978 (16 games)	28 of 32
3	Last: 1990 (16 games)	28 of 31

Most, game

3	vs. Clev, 11/24/40
2	Last: at TB, 10/22/79

TEAM RECORDS — DEFENSE

FIELD GOALS ALLOWED

Most, season

30	1994 (16 games)
26	1989 (16 games)
	1993 (16 games)
25	1973 (14 games)

Fewest, season

0†	1932 (14 games)
	1942 (11 games)
10	1967 (14 games)
12	1982 (9 games)
12	1979 (16 games)

Most, game

5	vs. Wash, 11/14/71
	vs. Min, 9/23/73
	vs. KC, 12/29/90

FIELD GOAL ATTEMPTS ALLOWED

Most, season

41	1971 (14 games)
	1994 (16 games)
39	1973 (14 games)
36	1989 (16 games)

Fewest, season

2	1942 (11 games)
17	1963 (14 games)
	1982 (9 games)
	1985 (16 games)

Most, game

7	vs. Dal, 11/24/68
6	vs. Wash, 11/14/71
	vs. Min, 9/23/73
5	Last: vs. KC, 12/29/90

OPP. FIELD GOALS MISSED

Most, season

18	1968 (14 games) 11 of 31
15	1971 (14 games) 24 of 39
14	1967 (14 games) 10 of 24
13	1980 (16 games) 14 of 27
	1987 (16 games) 18 of 31

Fewest, season

3	1978 (16 games) 16 of 19
---	--------------------------

Most, game

5	vs. Dal, 11/24/68 (2 of 7)
4	vs. Atl, 9/26/76 (1 of 5)
	at NO, 10/7/73 (0 for 4)
3	Last: vs. GB, 11/29/87 (1 of 4)

OPPONENTS' SAFETIES

Most, season

2	Last: 1988 (16 games)
---	-----------------------

Most, game

1	Last: at Min, 10/28/96
---	------------------------

FIRST DOWNS

TOTAL ALLOWED

Most, season

332	1989 (16 games)
316	1995 (16 games)
290	1981 (16 games)
	1993 (16 games)

Fewest, season

98	1942 (11 games)
166	1982 (9 games)
219	1984 (16 games)

Most, game

35	at Wash, 11/26/89
31	at Clev, 11/3/80
30	at LA Rams, 10/24/54
	at SF, 12/23/91

Fewest, game

3	at Clev, 10/9/38
	at Det, 11/23/41
5	at GB, 10/17/91
6	Last: vs Sea, 9/9/90

RUSHING ALLOWED

Most, season

138	1973 (14 games)
128	1978 (16 games)
124	1977 (14 games)

Fewest, season

35*	1942 (11 games)
53	1982 (9 games)
67	1986 (16 games)

Most, game

19	at Min, 10/17/65
	vs. Den, 12/12/76
17	vs. Rams, 12/2/73
15	vs. Min, 9/15/94

Fewest, game

0†	at Clev, 10/10/37
	at Chi. Cards, 12/6/42
	at Det, 10/28/45
	at TB, 10/6/85
	vs. Buf, 10/2/88
	vs. Det, 11/20/94

* NFL Record

† Tied NFL Record

TEAM RECORDS — DEFENSE

PASSING ALLOWED

Most, season

212	1995 (16 games)
191	1989 (16 games)
183	1996 (16 games)

Fewest, season

33*	1943 (10 games)
90	1973 (14 games)
96	1963 (14 games)
122	1984 (16 games)

Most, game

22	at Min, 9/19/85
21	at LA Rams, 12/26/82 at Wash, 11/26/89
20	at SF, 12/23/91 at GB, 12/5/93

Fewest, game

0†	Last: vs. Atl, 11/24/85
----	-------------------------

BY PENALTY

Most, season

36	1968 (14 games)
30	1988 (16 games)
28	1964 (14 games)

Fewest, season

10	1953 (12 games)
11	1977 (14 games) 1982 (9 games)
12	1994 (16 games)

Most, game

7	at Phil, 11/26/44
5	vs. Wash, 9/15/68
4	Last: vs. NYG, 9/21/92

NET YARDS

YARDS ALLOWED (Rushing & passing)

Most, season

5,729	1989 (16 games)
5,442	1995 (16 games)
5,394	1981 (16 games)

Fewest, season

1,703	1942 (11 games)
2,846	1982 (9 games)
3,176	1963 (14 games)
3,869	1984 (16 games)

Most, game

583	at LA Rams, 12/26/82
557	at LA Rams, 10/24/54
550	at Clev, 11/25/61

Fewest, game

33	vs. Phil, 10/25/42
54	at Pit, 10/2/39
86	vs. Pit, 11/9/69
88	vs. Rams, 11/10/63
92	vs. TB, 11/26/78

RUSHING

ATTEMPTS ALLOWED

Most, season

564	1978 (16 games)
563	1973 (14 games)
547	1975 (14 games)

Fewest, season

260	1982 (9 games)
294	1942 (11 games)
358	1964 (14 games)
359	1985 (16 games)

Most, game

59	vs. Den, 12/12/76
55	at Dal, 10/24/76
54	at NE, 10/30/88

Fewest, game

10	vs. Mia, 9/4/88 vs. Buf, 10/2/88 vs. Atl, 9/27/92
11	vs. GB, 11/27/88
12	vs. Det, 11/22/87

YARDS ALLOWED

Most, season

2,509	1973 (14 games)
2,174	1978 (16 games)
2,157	1977 (14 games)

Fewest, season

519*	1942 (11 games)
897	1982 (9 games)
1,319	1985 (16 games)

DID YOU KNOW?

More Bears on the current (training camp) roster hail from **California** than any other state. Twelve Bears are from California. With nine players calling it home, **Georgia** has the second largest number of rostered Bears. **Pennsylvania** boasts six Bears, and six states are home to four Bears each: **Illinois, Arizona, Florida, Louisiana, Mississippi, and Texas.**

TEAM RECORDS — DEFENSE

Most, game

393	at Det, 11/26/36
356	vs. Den, 12/12/76
304	at Min, 10/17/65

Fewest, game

-36	vs. Phil, 11/19/39
-17	at Chi. Cards, 12/6/42
0	vs. Buf, 10/2/88
11	at Min, 10/28/96

AVERAGE ALLOWED

Highest, season

5.28	1955 (12 games)
4.45	1994 (16 games)
4.44	1973 (14 games)

Lowest, season

1.77	1942 (11 games)
3.17	1970 (14 games)
3.32	1974 (14 games)
3.41	1988 (16 games)

Highest, game

9.11	at NYJ, 9/25/94
8.03	at Clev, 11/25/51
7.11	at Min, 11/2/69

Lowest, game

-0.89	at Chi. Cards, 12/6/42
0.00	vs. Buf, 10/2/88
0.80	at Min, 10/28/96

TOUCHDOWNS ALLOWED

Most, season

25	1975 (14 games)
21	1989 (16 games)
20	1964 (14 games)

Fewest, season

3	1932 (14 games)
	1942 (11 games)
4	1982 (9 games)
	1986 (16 games)
5	1987 (15 games)
	1988 (16 games)

Most, game

6	at Chi. Cards, 11/28/29
5	at GB, 9/30/62
	vs. GB, 11/4/62
4	Last: vs. GB, 10/31/94

OPPONENTS' FUMBLES

Most, season

44	1952 (12 games)
38	1990 (16 games)
37	1972 (14 games)
	1976 (14 games)
	1983 (16 games)
	1987 (15 games)

Fewest, season

13	1960 (12 games)
17	1988 (16 games)
20	1968 (14 games)
	1982 (9 games)

Most, game

7	at LA Rams, 11/15/64
	at LA Rams, 9/16/66
	vs. GB, 12/18/83
	at GB, 9/16/90
5	Last: at NO, 10/13/96

OPPONENTS' FUMBLES LOST

Most, season

26	1952 (12 games)
24	1962 (14 games)
	1965 (14 games)
23	1976 (14 games)
	1971 (14 games)
22	1966 (14 games)
	1981 (16 games)

Fewest, season

6	1943 (10 games)
	1945 (10 games)
7	1982 (9 games)
9	1988 (16 games)

Most, game

5	at Den, 9/30/73
	at KC, 11/8/81
4	Last: at Det, 12/22/85

PASSING

ATTEMPTS ALLOWED

Most, season

595	1995 (16 games)
554	1989 (16 games)
545	1988 (16 games)

Fewest, season

187	1933 (13 games)
294	1982 (9 games)
296	1969 (14 games)
435	1984 (16 games)

* NFL Record

† Tied NFL Record

TEAM RECORDS — DEFENSE

Most, game

62	vs. Phil, 10/2/89
57	at Det, 10/9/88
55	at Min, 9/19/85

Fewest, game

3	vs. NYG, 11/17/35
	at Det, 11/28/35
9	vs. Atl, 9/17/72
10	vs. GB, 11/12/72

COMPLETIONS ALLOWED

Most, season

374	1995 (16 games)
314	1996 (16 games)
307	1989 (16 games)

Fewest, season

59	1935 (12 games)
150	1969 (14 games)
164	1982 (9 games)
197	1984 (16 games)

Most, game

36	vs. GB, 12/5/93
34	vs. Pit, 11/5/95
32	vs. Phil, 10/2/89

Fewest, game

0†	vs. Chi. Cards, 10/15/33
	at Bos, 11/5/33
	at GB, 9/25/49
3	at GB, 11/4/73
	vs. GB, 12/16/73
	vs. Atl, 11/24/85

OPPONENTS' COMPLETION PCT.

Highest, season

62.9	1995 (16 games)
60.7	1993 (16 games)
59.9	1996 (16 games)

Lowest, season

30.4	1935 (12 games)
42.6	1967 (14 games)
44.4	1981 (16 games)

Highest, game (10+ attempts)

86.7	at Balt, 9/27/64
85.0	at Atl, 10/14/73
80.8	at Min, 10/4/92

Lowest, game (10+)

0.0	at GB, 9/25/49
17.6	at Det, 11/5/67
	vs. Atl, 11/24/85
20.0	at GB, 11/4/73

NET YARDS ALLOWED

Most, season

4,240	1995 (16 games)
3,832	1989 (16 games)
3,290	1992 (16 games)

Fewest, season

691	1933 (13 games)
1,674	1973 (14 games)
1,765	1963 (14 games)
2,492	1984 (16 games)

Most, game

506	at LA Rams, 12/26/82
411	at Min, 9/19/85
390	at Wash, 11/26/89

Fewest, game

-22	vs. Atl, 11/24/85
-12	at GB, 11/4/73
-7	vs. TB, 11/26/78

SACKS (since 1972)

Most, season

72	1984 (16 games)
70	1987 (15 games)
64	1985 (16 games)

Fewest, season

23	1972 (14 games)
24	1974 (14 games)
28	1994 (16 games)

Most, game

12	at Det, 12/16/84
11	at Phil, 10/4/87
	vs. Min, 10/28/84
9	Last: at LA Raid, 12/27/87

YARDS LOST

Most, season

583	1984 (16 games)
503	1986 (16 games)
484	1987 (15 games)

Fewest, season

154	1953 (12 games)
163	1972 (14 games)
173	1974 (14 games)
175	1994 (16 games)

Most, game

114	vs. Min, 12/17/61
107	vs. Det, 11/20/60
101	vs. Min, 10/28/84

TEAM RECORDS — DEFENSE

TD PASSES ALLOWED

Most, season

27	1961 (14 games)
	1964 (14 games)
	1995 (16 games)
25	1968 (14 games)

Fewest, season

2	1934 (13 games)
3	1932 (14 games)
	1936 (12 games)
7	1977 (14 games)
10	1982 (9 games)

Most, game

5	vs. SF, 11/19/72 at Pit, 9/28/80 at Min, 11/28/82 at GB, 11/12/95
4	Last: vs. GB, 10/6/96

INTERCEPTIONS

INTERCEPTIONS

Most, season

37	1935 (12 games)
36	1963 (14 games)
34	1985 (16 games)

Fewest, season

10	1960 (12 games)
	1964 (14 games)
12	1994 (16 games)
13	1975 (14 games)
	1982 (9 games)

Most, game

7	at GB, 9/22/40 at Det, 11/22/42 at Chi. Cards, 12/5/54 vs. St. L, 11/19/67
6	at Rams, 10/13/63 vs. TB, 9/2/84

YARDS RETURNED

Most, season

585	1941 (11 games)
537	1963 (14 games)
512	1985 (16 games)

Fewest, season

69	1987 (15 games)
99	1982 (9 games)
107	1945 (10 games)
	1996 (16 games)

Most, game

149	vs. LA Rams, 10/11/64
120	vs. GB, 12/5/93

TOUCHDOWNS

Most, season

4	1939 (11 games)
	1950 (12 games)
	1963 (14 games)
	1985 (16 games)
3	Last: 1981 (16 games)

Most, game

2	Last: vs. GB, 12/5/93
---	-----------------------

PUNTING

PUNTS ALLOWED

Most, season

100	1984 (16 games)
	1986 (16 games)
99	1983 (16 games)
98	1981 (16 games)

Fewest, season

42	1945 (10 games)
49	1982 (9 games)
62	1964 (14 games)
	1972 (14 games)
	1995 (16 games)

Most, game

16	vs. Chi. Cards, 11/30/33
15	vs. NY Giants, 11/17/35
11	at Clev, 10/15/72 vs. NE, 9/16/85
10	Last: at Dal, 11/17/85

Fewest, game

0†	at Det, 12/2/56 at GB, 9/24/67 at Mia, 9/23/79 vs. GB, 12/17/89
----	--

GROSS AVERAGE ALLOWED

Highest, season

46.6	1964 (14 games)
43.3	1963 (14 games)
43.0	1972 (14 games)

Lowest, season

35.4	1978 (16 games)
36.3	1976 (14 games)
37.1	1995 (16 games)

TEAM RECORDS — DEFENSE

Highest, game (4+ punts)

61.8	vs. Det, 11/24/46
54.5	at SF, 11/19/61
53.0	at Det, 9/11/66

Lowest, game (4+)

23.6	vs. Atl, 11/19/78
25.5	at Pit, 11/30/58
26.0	vs. Den, 12/12/76

PUNT RETURNS

RETURNS ALLOWED

Most, season

66	1981 (16 games)
58	1974 (14 games)
54	1979 (14 games)

Fewest, season

20	1941 (11 games)
22	1965 (14 games)
	1993 (16 games)
24	1972 (14 games)
	1986 (14 games)

Most, game

9	at Chi. Cards, 11/29/59
8	vs. Wash, 10/11/81
	at Atl, 10/13/74
7	Last: at TB, 12/2/79

YARDS ALLOWED

Most, season

633	1974 (14 games)
594	1981 (16 games)
527	1996 (16 games)

Fewest, season

106	1969 (14 games)
110	1972 (14 games)
115	1993 (16 games)

Most, game

147	vs. GB, 11/8/59
117	at Atl, 10/13/74
110	vs. GB, 12/5/64

AVERAGE RETURN ALLOWED

Highest, season

17.0	1941 (11 games)
13.0	1987 (15 games)
12.5	1964 (14 games)
	1996 (16 games)
11.5	1982 (9 games)

Lowest, season

3.8	1969 (14 games)
4.1	1967 (14 games)
5.2	1993 (16 games)

TOUCHDOWNS ALLOWED

Most, season

2	1933 (13 games)
	1941 (11 games)
	1947 (12 games)
	1952 (12 games)
	1954 (12 games)
	1996 (16 games)

Most, game

1	Last: at TB, 12/22/96
---	-----------------------

FAIR CATCHES FORCED

Most, season

38	1993 (16 games)
26	1972 (14 games)
	1973 (14 games)

Fewest, season

5	1989 (16 games)
6	1990 (16 games)
7	1980 (16 games)
	1982 (9 games)
	1987 (15 games)

Most, game

7	vs. Det, 11/21/76
6	at GB, 12/16/73

KICKOFF RETURNS

RETURNS ALLOWED

Most, season

78	1985 (16 games)
73	1990 (16 games)
72	1965 (14 games)
	1995 (16 games)

Fewest, season

30	1982 (9 games)
32	1971 (14 games)
44	1981 (16 games)

Most, game

10	vs. Det, 9/24/89
9	at Bos, 11/21/48
	vs. Balt, 10/21/56
	vs. GB, 12/7/80
	vs. TB, 9/25/93
8	Last: at TB, 10/21/84

Fewest, game

0†	Last: vs. NO, 9/19/82
----	-----------------------

* NFL Record

† Tied NFL Record

TEAM RECORDS — DEFENSE

YARDS ALLOWED

Most, season

1,827	1985 (16 games)
1,583	1965 (14 games)
1,570	1995 (16 games)

Fewest, season

435	1940 (11 games)
537	1982 (9 games)
700	1945 (10 games)
	1974 (14 games)
918	1993 (16 games)

Most, game

275	at Det, 9/24/89
254	at LA Rams, 10/13/63
234	vs. GB, 12/7/80

Fewest, game

0†	Last: vs. Min, 9/18/94
----	------------------------

AVERAGE ALLOWED

Highest, season

27.8	1960 (12 games)
25.6	1971 (14 games)
24.7	1973 (14 games)

Lowest, season

16.0	1946 (11 games)
17.3	1993 (16 games)
17.5	1947 (12 games)

TOUCHDOWNS ALLOWED

Most, season

1	Last: 1996
---	------------

Most, game

1	Last: vs. GB, 10/6/96
---	-----------------------

PENALTIES

OPPONENTS' PENALTIES

Most, season

129	1980 (16 games)
120	1987 (15 games)
119	1981 (16 games)

Fewest, season

34	1942 (11 games)
43	1941 (11 games)
52	1982 (9 games)
66	1969 (14 games)
80	1994 (16 games)

Most, game

21	at Clev, 11/25/51
16	at GB, 11/8/87
15	at Det, 9/22/68
	at TB, 10/21/84

Fewest, game

0†	Last: vs. Den, 12/18/93
1	Last: vs. Rams, 12/18/94

OPPONENTS' YARDS PENALIZED

Most, season

1,109	1980 (16 games)
1,103	1987 (15 games)
947	1981 (16 games)

Fewest, season

110	1937 (11 games)
451	1982 (9 games)
611	1965 (14 games)
645	1994 (16 games)

Most, game

209	at Clev, 11/25/51
147	at Det, 9/22/68
134	at Det, 10/9/88

Fewest, game

0†	Last: vs. Den, 12/18/93
1	Last: vs. Rams, 12/18/94

* NFL Record

† Tied NFL Record

GETTING TO HALAS HALL AT CONWAY PARK

FROM THE LOOP – Take 90/94 (Kennedy Expressway) west to 94 north (Edens Expressway). Continue on 94 (the "spur"), which becomes the Tri-state Tollway. Exit at Town Line Road (IL Route 60) and turn right (east). Take a left at the first light, which is Field Drive (be careful: there is a Field Court further east, though not at a stoplight). Drive about 1.2 miles north along Field Drive. Turn right onto Football Drive (the last road on your right) and proceed to the entry gate.

FROM O'HARE AIRPORT – Take 294 (the Tri-state Tollway) north. Exit at Town Line Road (IL Route 60), turn right (east), and proceed as directed with underlined text, above.

FROM THE OLD HALAS HALL – Take Washington Road north to Deerpath Road. Make a left (west) on Deerpath and follow through downtown Lake Forest to Waukegan Road (IL 43). Make a left (south) on Waukegan, then a right on Town Line Road (IL 60), and a right onto Field Drive. Follow for 1.2 miles to Football Drive and proceed to the entry gate.

CAREER COACHING RECORDS

	Years	Overall W-L-T (Pct.)	Regular W-L-T	Post-season W-L
1 George Halas	1920-29;33-42; 46-55; 58-67	324-151-31 (.682)	318-148-31	6-3
2 Mike Ditka	1982-92	112-68-0 (.622)	106-62-0	6-6
3 Dave Wannstedt	1993-96	33-33-0 (.500)	32-32-0	1-1
4 Neill Armstrong	1978-81	30-35-0 (.462)	30-34-0	0-1
5 Ralph Jones	1930-32	24-10-7 (.706)	23-10-7	1-0
6 Heartley (Hunk) Anderson/ Luke Johnsos (co-coaches)	1942-45	24-12-2 (.657)	23-11-2	1-1
7 Jack Pardee	1975-77	20-23-0 (.465)	20-22-0	0-1
8 Jim Dooley	1968-71	20-36-0 (.357)	20-36-0	None
9 John "Paddy" Driscoll	1956-57	14-10-1 (.583)	14-9-1	0-1
10 Abe Gibron	1972-74	11-30-1 (.268)	11-30-1	None
TOTALS	1920-96	612-408-42 (.600)	597-394-42	15-14

CAREER SCORING

	Years	Ru	Rec	Ret	PAT	FG	Pts
1 Kevin Butler (k)	1985-95	0	0	0	387/397	243/333	1,116
2 Walter Payton (hb)	1975-87	110	15	0	0	0	750
3 Bob Thomas (k)	1975-84	0	0	0	245/268	128/205	629
4 George Blanda (k-qb)	1949-58	5	0	0	247/250	88/201	541
5 Mac Percival (k)	1967-73	0	0	0	159/162	99/182	456
6 Neal Anderson (rb)	1986-93	51	20	0	0	0	426
7 Roger Leclerc (k)	1960-66	0	0	0	152/158	75/146	377
8 Jack Manders (fb-lb-hb-db-k)	1933-40	11	6	2	133/*	40/*	367
9 Rick Casares (fb)	1955-64	49	10	0	0	0	354
10 Gale Sayers (rb)	1965-71	39	9	8	0	0	336
11 Ken Kavanaugh (e)	1940-41; 45-50	0	50	2	1/1	0	313
12 Johnny Lujack (qb-k)	1948-51	21	0	0	130/136	4/9	268
13 Harlon Hill (e)	1954-61	0	40	0	0	0	240
14 George McAfee (hb-db)	1940-41; 45-50	22	11	6	0	0	234
15 Ray (Scooter) McLean (hb-db)	1940-47	6	21	3	45/54	0/1	225
16 Willie Galimore (rb)	1957-63	26	10	1	0	0	222
Johnny Morris (rb-wr)	1958-67	5	31	1	0	0	222
18 Mike Ditka (te)	1961-66	0	34	2	0	0	216
19 Hugh Gallameau (hb)	1941-42; 45-47	26	7	2	0	0	210
Dick Gordon (wr)	1965-71	0	35	0	0	0	210

* figures not available

CAREER INTERCEPTIONS

	Years	Int	Yards	Avg	TD
1 Gary Fencik (s)	1976-87	38	483	12.7	1
2 Richie Petitbon (s)	1959-68	37	643	17.4	3
3 Donnell Woolford (cb)	1989-96	32	212	6.6	1
4 Bennie McRae (cb)	1962-70	27	485	18.0	4
5 Dave Whitsell (cb)	1961-66	26	397	15.3	2
6 George McAfee (db)	1940-41; 45-50	25	350	14.0	1
7 JC Caroline (db)	1956-65	24	405	16.9	2
Doug Buffone (lb)	1966-79	24	211	8.8	0
9 Roosevelt Taylor (s)	1961-69	23	414	18.0	3
10 Dick Butkus (lb)	1965-73	22	166	7.5	0
Allan Ellis (cb)	1973-77; 79-80	22	185	8.4	1

CAREER RUSHING

	Years	Att	Yards	Avg	TD
1 Walter Payton	1975-87	3,838	16,726	4.4	110
2 Neal Anderson	1986-93	1,515	6,166	4.1	51
3 Rick Casares (fb)	1955-64	1,386	5,675	4.1	49
4 Gale Sayers	1965-71	991	4,956	5.0	39
5 Roland Harper	1975-78; 80-82	757	3,044	4.0	15
6 Willie Galimore	1957-63	670	2,985	4.5	26
7 Matt Suhey (fb)	1980-89	829	2,946	3.6	20
8 Ronnie Bull (hb/fb)	1962-70	787	2,871	3.7	9
9 Bronko Nagurski (fb)	1930-37; 43	633	2,778	4.4	18
10 Bobby Douglass (qb)	1969-75	373	2,470	6.6	20
11 Ray Nolting	1936-43	508	2,285	4.5	16
12 George Gulyanics	1947-52	609	2,081	4.1	19
13 Brad Muster (fb)	1988-92	455	2,014	4.4	20
14 Gary Famiglietti	1938-45	505	1,927	3.8	20
15 Beattie Feathers	1934-37	320	1,846	5.8	14
16 Bill Osmanski (fb)	1939-43; 46-47	368	1,753	4.8	20
17 George McAfee	1940-41; 45-50	341	1,685	4.9	22
18 Jack Manders (fb/hb)	1933-40	451	1,586	3.4	11
19 Rashaan Salaam	1995-96	439	1,570	3.6	13
20 Hugh Gallarneau	1941-42; 45-47	343	1,421	4.1	26
N/A Raymont Harris	1994-96	317	1,212	3.8	5

CAREER PASSING

(400+ Attempts)

	Years	Att	Cmp	Cmp%	Yards	Y/Att	TD	TD%	Int	Int%	Rate
1. Erik Kramer	1994-96	830	487	58.7	5,748	6.93	40	4.8	24	2.9	83.9
2. Jim McMahon	1982-88	1,513	874	57.8	11,203	7.37	67	4.4	56	3.7	80.4
3. Sid Luckman	1939-50	1,744	904	51.8	14,686	8.42	137	7.9	132	7.6	75.0
4. Jim Harbaugh	1987-93	1,759	1,023	58.1	11,567	6.58	50	2.8	56	3.2	74.2
5. Bill Wade	1961-66	1,407	767	54.5	9,958	7.08	68	4.8	66	4.7	73.4
6. Rudy Bukich	1958-59; 62-68	878	474	54.0	6,254	7.12	46	5.2	45	5.1	72.8
7. Johnny Lujack	1948-51	808	404	50.0	6,295	7.79	41	5.1	54	6.7	65.3
8. Mike Tomczak	1985-90	915	454	49.6	6,247	6.83	33	3.6	47	5.1	62.5
Ed Brown	1954-61	1,246	607	48.7	9,698	7.78	63	5.1	88	7.1	62.5
10. Bernie Masterson	1934-40	409	156	38.1	3,366	8.23	34	8.3	38	9.3	57.2
11. Mike Phipps	1977-81	482	253	52.5	2,806	5.82	15	3.1	27	5.6	57.1
12. Jack Concannon	1967-71	951	486	51.1	5,222	5.49	31	3.3	52	5.5	55.6
13. Bob Avellini	1975-84	1,057	530	50.1	6,823	6.46	33	3.1	66	6.2	55.3
14. Vince Evans	1977-83	808	388	48.0	5,064	6.27	26	3.2	46	5.7	55.1
15. George Blanda	1949-58	988	445	45.0	5,936	6.01	48	4.9	70	7.1	51.4

CAREER SACKS

	Years	Sacks
1. Richard Dent	1983-93; 95	124.5
2. Steve McMichael	1981-93	92.5
3. Dan Hampton	1979-90	82.0
4. Jim Osborne	1972-84	81.5
5. Mike Hartenstein	1975-86	55.5

CAREER FGs

	Years	FG	FGA	Pct.
1. Kevin Butler	1985-95	243	333	72.9
2. Bob Thomas	1975-84	128	205	62.4
3. Mac Percival	1967-73	99	182	54.4
4. George Blanda	1949-58	88	201	43.8
5. Roger Leclerc	1960-66	75	146	51.4

CAREER RECEIVING

YARDS

		Years	Yards	Catches	Avg	TD
1	Johnny Morris (wr)	1958-67	5,059	356	14.2	31
2	Harlon Hill (wr)	1954-61	4,616	226	20.4	40
3	Walter Payton (rb)	1975-87	4,538	492	9.2	15
4	Mike Ditka (te)	1961-66	4,503	316	14.3	34
5	Willie Gault (wr)	1983-87	3,650	184	19.8	27
6	Ken Kavanaugh (e)	1940-41; 45-50	3,626	162	22.4	50
7	Dick Gordon (wr)	1965-71	3,550	238	14.9	35
8	James Scott (wr)	1976-80; 82	3,202	177	18.1	20
9	Jim Dooley (wr)	1952-54; 56-57; 59-62	3,172	211	15.0	16
10	Jim Keane (e)	1946-51	3,031	206	14.7	23
11	Wendell Davis (wr)	1988-93	3,000	207	14.5	14
12	Curtis Conway (wr)	1993-96	2,863	201	14.2	23
13	Bill McColl (e)	1952-59	2,815	201	14.0	25
14	Neal Anderson (rb)	1986-93	2,763	302	9.1	20
15	Dennis McKinnon (wr)	1983-85; 87-89	2,753	182	15.1	21
16	Emery Moorehead (te)	1981-88	2,730	200	13.7	14
17	Jeff Graham (wr)	1994-95	2,245	150	14.9	8
18	Ray (Scooter) McLean (rb)	1940-47	2,232	103	21.7	21
19	Tom Waddle (wr)	1989-94	2,109	173	12.2	9
	Matt Suhey (rb)	1980-89	2,109	259	8.1	5
21	Dennis Gentry (wr)	1982-92	2,076	171	12.1	7
22	Brian Baschnagel (wr)	1976-84	2,024	134	15.1	9
23	Ron Morris (wr)	1987-92	1,991	121	16.5	9
24	George Farmer (wr)	1970-75	1,909	113	16.9	10
25	Gene Schroeder (e)	1951-52; 54-57	1,870	104	18.0	13
	John Hoffman (e)	1949-56	1,870	136	13.8	9

CATCHES

		Years	Catches	Yards	Avg	TD
1	Walter Payton (rb)	1975-87	492	4,538	9.2	15
2	Johnny Morris (wr)	1958-67	356	5,059	14.2	31
3	Mike Ditka (te)	1961-66	316	4,503	14.3	34
4	Neal Anderson (rb)	1986-93	302	2,763	9.1	20
5	Matt Suhey (fb)	1980-89	259	2,109	8.1	5
6	Dick Gordon (wr)	1965-71	238	3,550	14.9	35
7	Harlon Hill (e)	1954-61	226	4,616	20.4	40
8	Jim Dooley (wr)	1952-54; 56-57; 59-62	211	3,172	15.0	16
9	Wendell Davis (wr)	1988-93	207	3,000	14.5	14
10	Jim Keane (e)	1946-51	206	3,031	14.7	23
11	Curtis Conway (wr)	1993-96	201	2,863	14.2	23
	Bill McColl (e)	1952-59	201	2,815	14.0	25
13	Emery Moorehead (te)	1981-88	200	2,730	13.7	14
14	Willie Gault (wr)	1983-87	184	3,650	19.8	27
15	Dennis McKinnon (wr)	1983-85; 87-89	182	2,753	15.1	21
	Rick Casares (fb)	1955-64	182	1,538	8.5	10
17	James Scott (wr)	1976-80; 82	177	3,202	18.1	20
18	Tom Waddle (wr)	1989-94	173	2,109	12.2	9
19	Dennis Gentry (wr)	1982-92	171	2,076	12.1	7
20	Brad Muster (fb)	1988-92	169	1,623	9.6	7
21	Ronnie Bull (hb-fb)	1962-70	163	1,404	8.6	4
22	Ken Kavanaugh (e)	1940-41; 45-50	162	3,626	22.4	50
23	Jeff Graham (wr)	1994-95	150	2,245	14.9	8
24	John Hoffman (e)	1949-56	136	1,870	13.8	9
25	Brian Baschnagel (wr)	1976-84	134	2,024	15.1	9

CAREER KICKOFF RETURNS

(25+ Returns)					
	Years	Returns	Yards	Avg	TD
1. Dennis Gentry	1982-92	192	4,353	22.7	3
2. Gale Sayers	1965-71	91	2,781	30.6	6
3. Cecil Turner	1968-73	108	2,616	24.2	4
4. Ron Smith	1965; 70-72	85	2,263	26.6	1
5. Brian Baschnagel	1976-84	89	2,104	23.6	0
6. Nate Lewis	1994-95	77	1,778	23.1	0
7. Charlie Bivins	1960-66	62	1,531	24.7	0
8. Dick Gordon	1965-71	58	1,362	23.5	0
9. Johnny Morris	1958-67	54	1,267	23.5	0
10. Willie Galimore	1957-63	43	1,100	25.6	1
11. Ron Drzewiecki	1955; 57	38	906	23.8	0
12. Willie Gault	1983-87	37	885	23.9	1
13. Lenny Walterscheid	1977-82	34	833	24.5	0
14. Curtis Conway	1993-95	31	678	21.9	0
15. Jack Jackson	1995-96	27	619	22.9	0
Ike Hill	1973-74	27	637	23.6	1

CAREER PUNT RETURNS

(25+ Returns)					
	Years	Returns	Yards	Avg	TD
1. George McAfee	1940-41; 45-50	112	1,431	12.8	2
2. Dennis McKinnon	1983-85; 87-89	127	1,171	9.2	3
3. Jeff Fisher	1981-84	123	1,137	9.2	1
4. Johnny Morris	1958-67	104	893	8.6	1
5. Steve Schubert	1975-79	103	866	8.4	3
6. Virgil Livers	1975-79	86	738	8.6	0
7. Johnny Bailey	1990-91	72	680	9.4	1
8. JR Boone	1948-51	56	635	11.3	0
9. Ray (Scooter) McLean	1940-47	42	622	14.8	3
10. Lew Barnes	1986	59	482	8.5	0
11. Lenny Walterscheid	1977-82	57	424	7.4	0
12. Gale Sayers	1965-71	28	391	14.0	2
13. Jeff Graham	1994-95	38	323	8.5	1
14. Jon Arnett	1964-66	45	298	6.6	0
15. Terry Obee	1993	35	289	8.3	0

CAREER PUNTING

(75+ Punts)				
	Years	Punts	Yards	Gross Avg
1. George Gulyanics	1947-52	113	5,032	44.5
2. Bobby Joe Green	1962-73	833	35,057	42.1
3. Todd Sauerbrun	1995-96	133	5,571	41.9
Fred (Curley) Morrison	1950-53	243	10,170	41.9
5. Bryan Wagner	1987-88	115	4,743	41.2
6. Maury Buford	1985-86; 89-91	354	14,491	40.9
7. Ed Brown	1954-61	343	13,912	40.6
8. Dave Finzer	1984	83	3,328	40.1
9. Edmund (Zeke) Bratkowski	1954; 57-60; 72	76	3,023	39.77
10. Chris Gardocki	1991-94	235	9,344	39.76

BEARS HISTORICAL HIGHLIGHTS

1920s

- 9/17/20**—George Halas, representing the Decatur Staleys, meets with representatives of 12 other clubs at Ralph Hay's Hupmobile showroom in Canton, Ohio, forming the American Professional Football Association — which later became the NFL. Membership is set at \$100.
- 1920**—The Staleys shutout 10 of their 13 foes, lose only to the Chicago Cardinals (7-6 at Normal Park) and post a 10-1-2 record. Each player is paid \$1,900 for the season.
- 1921**—Decatur Staleys become Chicago Staleys, play in Wrigley Field, and win the APFA title with 9-1-1 record. A. E. Staley gives Halas the club with \$5,000 to keep the Staleys name for the year. Halas makes Dutch Sternaman his partner.
- 1/28/22**—Franchise renamed Chicago Bears.
- 11/27/22**—First Chicago player deal: Bears buy tackle Ed Healey's contract from the Rock Island Independents for \$100—twice the going rate for a franchise that season.
- 11/22/25**—Harold "Red" Grange signs with Bears and pro football leaves its cradle. His agent C.C. (Cash & Carry) Pyle negotiates a \$100,000 deal with the Bears.
- 11/26/25**—Halas takes the Bears and Grange on a coast-to-coast tour that sees the club play 16 games from Nov. 26 through Jan. 31 interrupted only by a two-week rest. The Bears post a 11-4-1 record on the trip.
- 11/26/25**—Grange's first game—36,000 see Bears and Cardinals go 0-0 in Wrigley Field with Grange held to 36 yards.
- 1/16/26**—Grange gets two TDs as the Bears impress 75,000 in the LA Coliseum beating the LA Tigers 17-7.
- 3/1/26**—Bears open offices at 111 W. Washington.

1930s

- 1930**—After a 4-8-2 1929 season, George Halas replaces himself as head coach with Ralph Jones. Jones posts a 24-10-7 record during his three seasons.
- 12/15/30**—Bears and Cardinals play football's first indoor game on an 80-yard field in Chicago Stadium. The exhibition aids unemployment; Bears win 9-7 before 10,000 fans.
- 11/15/31**—New Yorkers (including Gov. Alfred E. Smith and Mayor Jimmy Walker) in field boxes at \$100 a seat watch Bears top Giants at Polo Grounds 12-6.
- 12/18/32**—Bronko Nagurski hits Red Grange

with a two-yard TD pass and the Bears top the Portsmouth Spartans 9-0 for the NFL championship. The game was played before 11,198 indoors at Chicago Stadium on an 80-yard field.

- 1932**—Franchise loses \$18,000 prompting Dutch Sternaman to unload his half of the Bears to George Halas.
- 1933**—George Halas returns as head coach and takes club out of town for training camp for the first time. University of Notre Dame is the host.
- 11/5/33**—Boston Redskins beat Bears, 10-0, ending Chicago's 16-game unbeaten string.
- 12/17/33**—Bears use rookie Jack Manders' accurate kicking for 11 points and defeat the Giants 23-21 in the NFL's first championship game.
- 1934**—Halas University, the Bears alumni association begins. Annually, Bear veterans return during season for Homecoming Weekend.
- 1934**—Bears hold training camp at Lane Tech High in Chicago.
- 8/31/34**—A classic is born as 79,432 watch the NFL champion Bears held to a scoreless tie by the first College All-Star team in a game sponsored by *Chicago Tribune* Charities at Soldier Field.
- 12/2/34**—Rookie Beattie Feathers becomes first pro to rush for 1,000 yards in a season (1,004), leading the NFL.
- 12/9/34**—Undefeated Bears slip before Giants in NFL title tilt at Polo Grounds 30-13 before 35,059. With Chicago leading 10-3 at the half, NY dons basketball sneakers and scores 27 points.
- 1935**—Training camp is conducted at St. John's Military Academy in Delafield, Wisconsin.
- 1936**—Bears make Joe Stydahar, a tackle from West Virginia, their first draft pick ever.
- 12/12/37**—Bears win Western Division title but lose NFL Championship 28-21 to Redskins at Wrigley Field. Sammy Baugh hits 18 of 33 for 335 yards and three TDs. Jack Manders scores 15 of the Bears points. A Chicago player's share is \$127.78.

1940s

- 12/8/40**—Ten Bears tally TDs as Chicago rips Washington 73-0 for the NFL title before 36,034 in D.C. The rout signals the beginning of pro football's modern era with the formal unveiling of the T-formation. Each player receives \$873.

BEARS HISTORICAL HIGHLIGHTS

1941—*Bear Down Chicago Bears*, the Bears new fight song, is published.

12/14/41—Bears and Packers agree their play-off game should be played to a "sudden death" finish in event of tie. NFL adopts plan 1/24/42.

1942—George Halas departs in October for the US Navy. The Bears win their final six games, finish the season 11-0, and advance to the title game but lose to Washington, 14-6.

1943—Hunk Anderson and Luke Johnsos co-coach the wartime Bears for the next three seasons, compiling a 15-11-2 record.

11/14/43—Sid Luckman becomes the first pro to pass for 400+ yards in a game, scorching the Giants for 433 yards and seven TDs.

12/26/43—The Bears blast Washington 41-21 in Wrigley Field for the NFL title before 34,320 fans. Sid Luckman throws five TD passes (2 each to Harry Clark and Dante Magnani). Bronko Nagurski scores his last Bear TD, a 3-yard run.

12/15/46—With George Halas around for the full season, the Bears whip the Giants 24-14 before a record NFL title crowd of 58,346 in the Polo Grounds. After opening with a 21-yard TD pass to Ken Kavanaugh, Sid Luckman gets the winning score on a 19-yard bootleg.

1948—Bears make the first trade for a draft choice, then select QB Bobby Layne.

12/11/49—Johnny Lujack sets NFL passing record with 468 yards against the Cardinals.

1950s

12/17/50—Bears and Rams tie for Western Division title with 9-3 marks but Rams trip Bears in LA 24-14 to break the tie.

1956—Halas retires for a third time. Paddy Driscoll gets the position.

12/30/56—Giants, with their sneakers again, trounce Chicago 47-7 before 56,836 in Yankee Stadium for NFL title.

11/2/58—Bears and Rams establish NFL attendance record drawing 90,833 paid (100,470 actual) in the LA Coliseum. Rams win 41-35.

1960s

10/22/61—Bears destroy the scorching 49er shotgun formation 31-0 with Bill George playing middle guard and the defensive line stunting.

12/29/63—Bears intercept five YA Tittle passes and capture NFL title from Giants 14-10 in Wrigley Field before 45,801 and closed circuit TV. QB Bill Wade gets both TDs on two- and one-yard runs. Each Bear earns \$5,899.

1964—Flanker Johnny Morris catches NFL record 93 passes.

1965—Bears set standard for draft by selecting LB Dick Butkus and RB Gale Sayers in first round.

1965—Rookie Sayers bursts into pro football with a NFL record 22 TDs.

12/12/65—Gale Sayers scores six TDs against 49ers.

1966—Gale Sayers sets NFL combined yards record with 2,440.

5/27/68—The all-time winningest coach in football history, George Halas, retires from coaching after 40 seasons with 324 wins, 151 defeats, 31 ties.

1970s

3/19/70—George Halas elected president of the National Football Conference as NFL-AFL merge.

6/16/70—Bear running back Brian Piccolo dies of cancer. Club establishes Piccolo Fund, raising almost \$2 million for cancer research.

12/13/70—Bears say goodbye to Wrigley Field by trouncing Green Bay 35-17. They will make Soldier Field their home in 1971.

9/19/71—The Bears open at Soldier Field by defeating the Pittsburgh Steelers, 17-15.

9/12/74—Jim Finks joins Bears as Vice President and General Manager after serving as Vikings' GM and NFL Management Council Advisor.

12/17/74—After three seasons and a record of 11-30-1, Abe Giron departs as head coach.

12/31/74—Former NFL star linebacker Jack Pardee is named Bear head coach—the first non-Bear to hold the job.

7/12/75—Bears open training camp at Lake Forest College after 31 seasons in Rensselaer, Indiana.

11/20/77—En route to leading the NFL in rushing with a Bear record 1,852 yards, Walter Payton dashes through Vikings in Soldier Field for a NFL record 275 yards.

BEARS HISTORICAL HIGHLIGHTS

- 12/18/77**—A 28-yard FG by Bob Thomas with :09 left in overtime gives Bears a 12-9 win over the Giants, a 9-5 record, a six-game win streak, and their first playoff spot in 14 years.
- 12/26/77**—Bears finish season with 37-7 playoff loss at Dallas, but set 28 team records and play before a home record 401,513 fans in seven Soldier Field dates.
- 1/19/78**—With a three-year record of 20-22, Jack Pardee resigns to seek Redskin coaching job.
- 2/16/78**—Neill Armstrong, Minnesota Vikings defensive coordinator, becomes head coach.
- 9/3/79**—Bears occupy \$1.6 million new headquarters named Halas Hall on Lake Forest College campus.
- 12/16/79**—Massive heart attack claims George (Mugs) Halas at 54. Bears route St. Louis 42-6 and Dallas tips Washington 35-34. The combination sends 10-6 Bears to the playoffs.
- 12/23/79**—After leading 17-10, Bears drop the Wild Card game at Philadelphia, 27-17.

1980s

- 10/6/80**—Payton gains 133 rushing and 14 receiving to raise lifetime combined yardage to 9,492—breaking Sayers' club record. Bears beat Tampa 23-0 at Soldier Field.
- 11/27/80**—Bears' David Williams takes overtime kickoff 95 yards for TD in fastest OT in NFL history (21 seconds).
- 12/7/80**—Bears whip Packers 61-7 at Soldier Field, equaling club record for points and setting records for first downs (33) and completion percentage (83.3%, 20 of 24). Vince Evans throws for 316—most by a Bear in 10 years.
- 1/4/82**—After four seasons and a 30-35 record, Neill Armstrong departs as head coach.
- 1/20/82**—Mike Ditka, assistant offensive coach of the Dallas Cowboys, becomes head coach.
- 8/24/83**—Jim Finks resigns as General Manager after nine seasons. George Halas names Jerry Vainisi as the club's General Manager.
- 10/31/83**—Bears' founder and owner, George Halas, dies at the age of 88.
- 11/11/83**—Michael B. McCaskey becomes the third president in franchise history.
- 2/19/84**—Rudy Custer, business manager for 38 years, announces his retirement.
- 10/7/84**—Walter Payton breaks Jim Brown's rushing record with a third quarter six-yard run against New Orleans. He finishes the day with 32 carries for 154 yards.
- 11/25/84**—Bears defeat Vikings 34-3 at Minneapolis to clinch first Central division title.
- 12/30/84**—Visiting Bears beat Redskins 23-19 for first playoff win since 1963, advancing to team's first NFC Championship before losing 23-0 to eventual champion 49ers.
- 1985**—Bears win first 12 games of season en route to posting 15-1 regular season mark, tying the most regular season wins by team in NFL history. Chicago claims second straight NFC Central title as club record nine players are selected to Pro Bowl.
- 1/5/86**—Bears host first playoff game since 1963 and shutout New York Giants, 21-0.
- 1/12/86**—Bears blank Los Angeles Rams, 24-0, in NFC Championship game at Soldier Field and advance to Super Bowl XX.
- 1/26/86**—Chicago sets seven Super Bowl records in first appearance including most points (46) and largest margin of victory (36) in 46-10 rout of the New England Patriots. The game was witnessed by record-setting number of viewers via television worldwide. The next day the team was greeted by an estimated 500,000 people in a ticker tape parade in downtown Chicago.
- 1986**—Bears capture third straight NFC Central title with 14-2 mark; defense allows NFL record-low 187 points. Bears lose divisional playoff game to Redskins, 27-13.
- 12/20/87**—Walter Payton plays final regular season game at Soldier Field (rushes for 79 yards and 2 TDs). "Walter Payton Day" is celebrated prior to game as club president Michael McCaskey retires jersey number 34.
- 1987**—Bears win fourth consecutive division title with 11-4 mark in strike interrupted season. Team posts four straight winning seasons, a feat last accomplished by Bears between 1946-51. Redskins come back from 14-0 deficit to beat Bears 21-17 in playoffs.
- 1988**—Bears post 12-4 record (tied for best in NFL) and advance to NFC Championship game before losing to eventual Super Bowl Champion San Francisco. Bears finish five-year period (1984-88) with 62 wins—most by any NFL team ever in such a span.

BEARS HISTORICAL HIGHLIGHTS

12/3/89—Kevin Butler connects on his 24th straight field goal to set a NFL record for Most Consecutive Field Goals.

12/24/89—Richard Dent sacks Joe Montana and becomes the Bears' all-time sack leader with 82, surpassing Jim Osborne.

1990s

6/6/90—Andy McKenna and Patrick G. Ryan, two Chicago businessmen, purchase approximately 20% (total) of the Bears from the McCaskeys.

1990—Bears regain NFC Central Title with 11-5 mark, and beat the the Saints 16-6 in First Round playoff game before falling to eventual Super Bowl Champion NY Giants, 31-3, in Dan Hampton's final game.

12/8/91—Mike Ditka wins his 100th regular season game as the Bears' head coach with a 27-13 victory over the Green Bay Packers at Soldier Field.

1991—Chicago finishes 11-5 and earns a Wild Card berth in the playoffs. The Bears are upset in the First Round by the Dallas Cowboys, 17-13, at Soldier Field.

10/4/92—Kevin Butler becomes the Bears all-time leading scorer with a 50-yard FG. He surpasses Walter Payton's 750 points.

12/13/92—In Mike Singletary's final home game, the Bears upset AFC Central champion Pittsburgh Steelers, 30-6.

1/19/93—Dave Wannstedt is hired as the 11th head coach in club history.

10/3/93—The Bears play their 1,000th game in franchise history, shutting out the Atlanta Falcons in Soldier Field, 6-0.

1993—Bears conclude Wannstedt's rookie season with 7-9 record.

10/31/94—Dick Butkus and Gale Sayers have their jersey numbers (51 and 40) retired at halftime before a Monday night national audience.

12/24/94—Kevin Butler becomes the first Bear to surpass the 1,000 point mark with his first quarter FG vs. New England.

1/1/95—9-7 Bears earn a Wild Card berth and upset the Vikings with a 35-18 playoff win at Minnesota.

5/12/95—Michael McCaskey announces plans for a new \$20 million state-of-the-art Bears' headquarters at the ground-breaking ceremony in Lake Forest.

1995—Bears win final two games to finish 9-7 but are eliminated on final day as Falcons upset 49ers to earn final post-season spot.

3/3/97—Bears move into Halas Hall at Conway Park, the team's state-of-the-art, 38-acre headquarters. All team operations are under one roof in Lake Forest, 4 miles west of the original Halas Hall.

BEARS IN THE RANKINGS

OFFENSE

Overall

Rush

Pass

DEFENSE

Overall

Rush

Pass

1981	26 (289.6)	11 (135.7)	27 (153.9)	19 (337.1)	20 (134.1)	14 (203.0)
1982	26 (277.0)	18 (109.8)	23 (167.2)	16 (316.8)	5 (100.2)	21 (216.6)
1983	4 (364.4)	1 (170.4)	2 (193.9)	8 (320.8)	11 (125.0)	12 (195.8)
1984	7 (339.8)	1 (185.9)	26 (153.9)	1 (241.4)	1 (86.1)	2 (155.4)
1985	7 (364.8)	1 (172.6)	20 (192.3)	1 (258.4)	1 (82.4)	3 (176.0)
1986	7 (341.2)	1 (168.8)	20 (172.4)	1 (258.1)	2 (91.4)	2 (166.7)
1987	12 (336.3)	13 (130.3)	12 (206.0)	2 (281.0)	1 (94.2)	7 (186.8)
1988	11 (332.3)	3 (144.9)	20 (187.4)	2 (272.5)	1 (82.9)	9 (189.6)
1989	10 (335.9)	2 (142.9)	19 (193.0)	25 (358.1)	15 (118.6)	24 (239.5)
1990	13 (311.3)	2 (152.3)	28 (159.0)	6 (280.8)	7 (98.3)	10 (182.5)
1991	11 (316.8)	9 (121.8)	13 (195.0)	4 (281.7)	10 (98.8)	8 (182.9)
1992	8 (308.8)	10 (116.9)	14 (191.9)	17 (309.5)	21 (121.8)	15 (187.8)
1993	28 (232.3)	19 (104.8)	28 (127.5)	4 (290.8)	17 (114.7)	3 (176.1)
1994	23 (292.4)	15 (99.3)	21 (193.2)	13 (313.1)	13 (120.1)	5 (192.9)
1995	9 (354.6)	9 (120.6)	12 (233.9)	19 (340.1)	5 (90.1)	27 (250.1)
1996	21 (306.6)	16 (107.5)	19 (199.1)	12 (305.3)	11 (101.1)	14 (204.2)

ATTENDANCE

(since 1971 when Bears moved to Soldier Field)

Season	Capacity	Sold	Actual (games)	Average	Road (games)
1971	55,049	N/A	385,343 (7)	55,049	396,183 (7)
1972	55,701	N/A	389,907 (7)	55,701	406,556 (7)
1973	55,701	N/A	389,907 (7)	55,701	395,192 (7)
1974	55,753	N/A	389,117 (7)	55,588	372,530 (7)
1975	57,455	387,312	323,868 (7)	46,266	392,929 (7)
1976	57,359	401,123	351,812 (7)	50,258	438,338 (7)
1977	57,359	401,513	336,500 (7)	48,071	409,377 (7)
1978	57,359	458,872	385,976 (8)	48,247	455,542 (8)
1979	57,979	463,832	416,168 (8)	52,021	477,321 (8)
1980	64,154	513,232	464,897 (8)	58,112	486,954 (8)
1981	64,410	515,280	436,563 (8)	54,570	453,575 (8)
1982	65,793	249,354	183,626 (4)	45,107	293,501 (5)
1983	65,793	545,897	418,771 (8)	52,346	409,867 (8)
1984	65,793	516,347	462,159 (8)	57,769	444,496 (8)
1985	65,793	526,344	486,212 (8)	60,776	517,146 (8)
1986	66,030	528,240	495,484 (8)	61,935	478,025 (8)
1987	66,030	528,240	459,192 (8)	57,399	407,783 (7)
1988	66,946	535,568	494,093 (8)	61,761	489,476 (8)
1989	66,946	535,568	489,976 (8)	61,247	506,193 (8)
1990	66,946	535,568	481,018 (8)	60,127	534,440 (8)
1991	66,946	535,568	491,778 (8)	61,472	531,835 (8)
1992	66,950	535,600	478,507 (8)	59,813	529,769 (8)
1993	66,950	535,600	465,832 (8)	58,229	486,675 (8)
1994	66,944	535,552	468,015 (8)	58,502	520,294 (8)
1995	66,944	535,552	476,587 (8)	59,573	510,327 (8)
1996	66,944	535,552	456,348 (8)	57,044	490,590 (8)

Ten largest crowds to watch the Bears

Soldier Field			Road		
66,900	vs. NY Giants	9/5/93	100,470	at LA Rams	11/2/58
66,625*	vs. Philadelphia	10/2/89	83,501*	at LA Rams	12/17/50
66,475	vs. Minnesota	9/17/89	83,224**	at Cleveland	11/3/80
65,704**	vs. NY Giants	9/14/87	80,638	at Detroit	11/21/76
65,534*	vs. Philadelphia	12/31/88	80,456	at LA Rams	11/3/57
65,506	vs. LA Rams	10/29/89	80,366	at Buffalo	9/29/91
65,420	vs. Minnesota	9/23/90	80,156	at LA Raiders	9/30/90
65,293**	vs. San Francisco	10/24/88	80,024	at Buffalo	10/27/74
65,255**	vs. NY Jets	9/23/91	78,879	at Detroit	11/28/91
65,141*	vs. Washington	1/3/87	78,722**	at Cleveland	10/23/89

Five smallest crowds to watch the Bears

29,157	vs. Green Bay	12/16/73	4,074†	at Philadelphia	10/4/87
32,113†	vs. Minnesota	10/11/87	34,350	at Baltimore	9/25/83
33,557	vs. Green Bay	12/11/77	36,816	at Tampa Bay	11/20/83
34,306	vs. Green Bay	12/10/78	38,642	at Cincinnati	12/10/95
35,052	vs. St. Louis	12/14/75	41,154	at Minnesota	10/21/79

* playoff game; ** Monday Night Football; † strike game.

NOTES:

- Last non-sellout: September 9, 1984 vs. Denver (4,432 unsold).
- Heading into 1997, the Bears have 110 straight sellouts (102 regular season, eight playoffs).
- The Bears vs. All-Stars game on August 22, 1947 drew a crowd of 105,840 at Soldier Field, which was the largest crowd ever to watch any NFL game until August 15, 1994, when the Cowboys-Oilers pre-season game drew 112,376 at Azteca Stadium in Mexico City.
- The 1958 Bears-Rams crowd of 100,470 is the second-largest regular season game, trailing only the November 10, 1957 49ers-Rams game, which drew 102,368 fans.



GEORGE S. HALAS

Feb. 2, 1895 – Oct. 31, 1983

Leading the Chicago Bears for more than a half-century, George S. Halas, the team's founder and head coach for 40 years, was one of the most enduring personalities in sports history. Halas was active with the Bears starting in 1920 when he founded the team.

Halas was born and raised on Chicago's west side and prepped at Crane Tech High School before attending the University of Illinois. In Champaign, he earned a B.S. degree while lettering in football, basketball, and baseball. After graduation in 1918, Halas joined the Navy for the first of two tours of duty. He was named Player of the Game in the 1919 Rose Bowl, playing end on the Great Lakes team that beat the Marines 17-0. A commander when he left active duty in 1946, Halas retired as a captain in the Naval Reserve. He was also awarded the Distinguished Citizens Award—the highest honor the Navy can bestow on a civilian.

After leaving the Navy, Halas played right field for the New York Yankees, but a hip injury shortened his baseball career. Halas went to work for a Decatur (IL) corn products firm owned by an enthusiastic sports fan, Mr. A.E. Staley, who sponsored a semi-pro baseball team, and later commissioned Halas to organize an independent football team.

PRO CAREER: As a player, Halas set an NFL record (which stood 49 years until 1972) when he took a Jim Thorpe fumble 98 yards for a TD in a 26-0 win over the Oorang Indians at Wrigley Field (11/4/23). He played end for the Bears from 1920-29 and was named to the NFL all-pro squad of the 20s.

PRO COACHING CAREER: Four times Halas interrupted his coaching activities by his own volition. He first turned over the leadership to Ralph Jones from 1930 through 1932. In 1942 when he left for the Navy, Luke Johnsos and "Hunk" Anderson shared head coaching responsibilities until '45. John "Paddy" Driscoll coached in 1956-57. Coincidentally, in '33 and again in '46 when Halas resumed coaching, his Bears won world championships.

During the 1940s, his teams reached the height of their power with four straight Western Conference titles; three world championships; a fantastic four-season record (including pre-season games) of 62-7-1 (.899); scored 2,164 points and allowed just 842. The 1940 team, which defeated the Washington Redskins 73-0 for the World Championship, was voted the greatest professional team of all-time by the National Academy of Sports Editors in 1963.

Resuming coaching in 1958, Halas needed five years to develop another championship, but in 1963 the Bears won their eighth championship. *The Sporting News*, AP, and UPI named him Coach of the Year after the 1963 and 1965 seasons. Halas retired from coaching on May 27, 1968, with a career record of 324-151-31. His win total was best in NFL history until Don Shula broke the mark on 11/14/93. Halas is a charter member of the Pro Football Hall of Fame.

HALAS' BEARS RECORDS

Longest run with opponent's fumble: 98 yards, TD (11/4/23)

NFL COACHING RECORDS

Most consecutive wins (including post-season): 18 (1933-34)

Most consecutive regular season victories: 17 (1933-34)

Most World Champions: 6 (1921, 1933, 1940, 1941, 1946, 1963)

Second-most coaching wins all-time (including post-season): 324 (Don Shula is first with 347)

BEAR COACHING RECORDS

Most regular season wins: 318

Most consecutive regular season victories: 17 (1933-34)

Most consecutive wins (including post-season): 18 (1933-34)

Most World Champions: 6 (1921, 1933, 1940, 1941, 1946, 1963)

HISTORICAL BIOS

GEORGE S. HALAS, JR.

Sept. 4, 1925 – Dec. 16, 1979



"Mugs" Halas was an integral part of the Chicago Bears before his untimely death in 1979. The son of pro football founder George S. Halas, Mugs spent 30 years in pro football. He joined the Bears' front office in 1950, was named treasurer in 1953, and became president of the club in 1963. In his first season as president, the Bears were NFL champions. Mugs was the second of just three presidents in the franchise's 70-year history. He succeeded his father, George S. Halas, and was followed by current president Michael McCaskey. His numerous contributions on a league-level included membership on the executive committee of the NFL Management Council.

"Mugs" learned football at a young age, serving as a ball boy while growing up. He earned a business degree from Loyola in 1949, before entering pro football on a full-time basis. "Mugs" is remembered for his love and devotion to the game.

WALTER PAYTON

Running Back 1975-87



- Graduated from Jackson State
- Holds 8 NFL Records; NFL's all-time leading rusher
- Holds 28 Bears' Records; jersey #34 is retired
- Voted to 9 Pro Bowls (1976, 78, 79, 80, 81, 84, 85, 86, 87)
- Member of Chicago Bears Board of Directors
- Elected to Hall of Fame, January 30, 1993
- Inducted July 31, 1993

Payton's Pro Stats

Year	Rush	Yds	Avg	Lg	TD	Rec	Yds	Avg	Lg	TD	G-GS
1975 Bears	196	679	3.5	54	7	33	213	6.5	40	0	13-7
1976 Bears	311	1,390	4.5	60	13	15	149	9.9	34	0	14-14
1977 Bears	339	1,852	5.5	73	14	27	269	10.0	75	2	14-14
1978 Bears	333	1,395	4.2	76	11	50	480	9.5	61	0	16-16
1979 Bears	369	1,610	4.4	43	14	31	313	10.1	65	2	16-16
1980 Bears	317	1,460	4.6	69	6	46	367	8.0	54	1	16-16
1981 Bears	339	1,222	3.6	39	6	41	379	9.2	30	2	16-16
1982 Bears	148	596	4.0	26	1	32	311	9.7	40	0	9-9
1983 Bears	314	1,421	4.5	49	6	53	607	11.5	74	2	16-16
1984 Bears	381	1,684	4.4	72	11	45	368	8.2	31	0	16-16
1985 Bears	324	1,551	4.8	40	9	49	483	9.9	65	2	16-16
1986 Bears	321	1,333	4.2	41	8	37	382	10.3	57	3	16-16
1987 Bears	146	533	3.7	17	4	33	217	6.6	16	1	12-12
Career	*3,838	*16,726	4.4	76	110	492	4,538	9.2	75	15	190-184

Also: Career passing: 11-34-331, 8 TDs, and 5 int's.
Career kickoff returns: 17 for 539 yards (31.7 avg.), no TDs.
Career punting: 1 for 39 yards (1975).

Playoffs

Year	Rush	Yds	Avg	Lg	TD	Rec	Yds	Avg	LG	TD	G-GS
1977 Bears	19	60	3.1	11	0	3	33	11.0	20	0	1-1
1979 Bears	16	67	4.2	12	2	3	52	17.3	31	0	1-1
1984 Bears	46	196	4.3	20	0	4	23	5.8	12	0	2-2
1985 Bears	67	186	2.8	12	0	8	52	6.5	19	0	3-3
1986 Bears	14	38	2.7	9	0	1	-2	-2.0	-2	0	1-1
1987 Bears	18	85	4.7	16	0	3	20	6.7	9	0	1-1
Career	180	632	3.5	20	2	22	178	8.1	31	0	9-9

Also: 3 kickoff returns for 57 yards in 1977.

ANNUAL SCORING & RUSHING LEADERS

SCORING

Year	Player	TD	PAT	FG	Pts
1996	Jaeger, Jeff	0	23	19	80
1995	Butler, Kevin	0	23	45	114
1994	Butler, Kevin	0	24	21	87
1993	Butler, Kevin	0	21	27	102
1992	Butler, Kevin	0	34	19	91
1991	Butler, Kevin	0	32	19	89
1990	Butler, Kevin	0	36	26	114
1989	Anderson, Neal	15	0	0	90
1988	Butler, Kevin	0	37	15	82
1987	Butler, Kevin	0	28	19	85
1986	Butler, Kevin	0	36	28	120
1985*	Butler, Kevin	0	51	31	144
1984	Thomas, Bob	0	35	22	101
1983	Thomas, Bob	0	35	14	77
1982	Moorehead, Emery	5	0	0	30
1981	Roveto, John	0	19	10	49
1980	Thomas, Bob	0	35	13	74
1979	Payton, Walter	16	0	0	96
1978	Thomas, Bob	0	26	17	77
1977	Payton, Walter	16	0	0	96
1976	Payton, Walter	13	0	0	78
1975	Thomas, Bob	0	18	13	57
1974	Roder, Mirro	0	18	13	57
1973	Roder, Mirro	0	11	8	35
1972	Percival, Mac	0	26	12	62
1971	Percival, Mac	0	18	15	63
1970	Percival, Mac	0	28	20	88
1969	Percival, Mac	0	26	8	50
1968	Percival, Mac	0	25	25	100
1967	Sayers, Gale	12	0	0	72
1966	Leclerc, Roger	0	24	18	78
1965*	Sayers, Gale	22	0	0	132
1964	Morris, Johnny	10	0	0	60
1963	Ditka, Mike	8	0	0	48
1962	Leclerc, Roger	0	36	13	75
1961	Ditka, Mike	12	0	0	72
1960	Aveni, John	0	23	7	44
1959	Casares, Rick	12	0	0	72
1958	Galimore, Willie	12	0	0	72
1957	Blanda, George	1	23	14	71
1956	Casares, Rick	14	0	0	84
1955	Blanda, George	2	37	11	82
1954	Hill, Harlon	12	0	0	72
1953	Blanda, George	0	27	7	48
1952	Blanda, George	1	30	6	54
1951	Lujack, Johnny	7	10	0	52
1950	Lujack, Johnny	11	34	3	109
1949	Lujack, Johnny	2	42	1	57
1948	Lujack, Johnny	1	44	0	50
1947	Kavanaugh, Ken	13	0	0	78
1946	Gallameau, Hugh	8	0	0	48
1945	Kavanaugh, Ken	6	0	0	36
1944	McLean, Ray	7	0	0	42
1943	Clark, Harry	10	0	0	60
1942	McLean, Ray	9	0	0	54
1941	McAfee, George	12	0	0	72
1940	McLean, Ray	4	1	0	25
1939	Manders, Jack	4	17	3	50
1938	Manders, Jack	3	10	3	37
1937*	Manders, Jack	5	15	8	69
1936	Manders, Jack	4	17	7	62
1935	Karr, William	6	0	0	36
1934*	Manders, Jack	3	31	10	79
1933	Manders, Jack	0	15	6	33

*Led NFL

RUSHING

Year	Player	Yards	Att	TD
1996	Harris, Raymont	748	194	4
1995	Salaam, Rashaan	1,074	296	10
1994	Tillman, Lewis	899	275	7
1993	Anderson, Neal	646	202	4
1992	Anderson, Neal	582	156	5
1991	Anderson, Neal	747	210	6
1990	Anderson, Neal	1,078	260	10
1989	Anderson, Neal	1,275	274	11
1988	Anderson, Neal	1,106	249	12
1987	Anderson, Neal	586	129	3
1986	Payton, Walter	1,333	321	8
1985	Payton, Walter	1,551	324	9
1984	Payton, Walter	1,684	381	11
1983	Payton, Walter	1,421	314	6
1982	Payton, Walter	596	148	1
1981	Payton, Walter	1,222	339	6
1980	Payton, Walter	1,460	317	6
1979	Payton, Walter	1,610	369	14
1978	Payton, Walter	1,395	333	11
1977*	Payton, Walter	1,852	339	14
1976	Payton, Walter	1,390	311	13
1975	Payton, Walter	679	196	7
1974	Grandberry, Ken	475	144	2
1973	Garrett, Carl	655	175	5
1972	Douglass, Bobby	968	141	8
1971	Shy, Don	420	116	2
1970	Montgomery, Ross	229	62	0
1969*	Sayers, Gale	1,032	236	8
1968	Sayers, Gale	856	138	2
1967	Sayers, Gale	880	186	7
1966*	Sayers, Gale	1,231	229	8
1965	Sayers, Gale	867	166	14
1964	Arnett, Jon	400	119	1
1963	Marconi, Joe	446	118	2
1962	Marconi, Joe	406	89	5
1961	Galimore, Willie	707	153	4
1960	Casares, Rick	566	160	5
1959	Casares, Rick	699	177	10
1958	Casares, Rick	651	176	2
1957	Casares, Rick	700	204	6
1956*	Casares, Rick	1,126	234	12
1955	Casares, Rick	672	125	4
1954	Jagade, Chick	498	157	3
1953	Morrison, Fred	307	95	2
1952	Morrison, Fred	367	95	3
1951	Dottley, John	670	127	3
1950	Gulyanics, George	571	146	2
1949	Gulyanics, George	452	102	5
1948	Gulyanics, George	439	119	4
1947	Osmaniski, Joe	328	64	1
1946	Gallameau, Hugh	476	112	6
1945	Margarita, Bob	497	112	3
1944	Margarita, Bob	463	88	4
1943	Clark, Harry	556	120	3
1942	Famiglietti, Gary	503	118	8
1941	McAfee, George	474	65	6
1940	Nolting, Ray	373	78	1
1939*	Osmaniski, Bill	699	121	7
1938	Nolting, Ray	297	63	2
	Francis, Sam	297	85	3
1937	Nolting, Ray	424	106	2
1936	Nagurski, Bronko	529	122	3
1935	Ronzani, Gene	356	79	2
1934*	Feathers, Beattie	1,004	101	8
1933	Nagurski, Bronko	533	128	1

*Led NFL

ANNUAL PASSING LEADERS

Year	Player	Att	Cmp	Yards	TD	Int	Rating
1996	Krieg, Dave	377	226	2,278	14	12	76.3
1995	Kramer, Erik	522	315	3,838	29	10	93.5
1994	Walsh, Steve	343	208	2,078	10	8	77.9
1993	Harbaugh, Jim	325	200	2,002	7	11	72.1
1992	Harbaugh, Jim	358	202	2,486	13	12	76.2
1991	Harbaugh, Jim	478	275	3,121	15	16	73.7
1990	Harbaugh, Jim	312	180	2,178	10	6	81.9
1989	Tomczak, Mike	306	156	2,058	16	16	68.2
1988	McMahon, Jim	192	114	1,346	6	7	76.0
1987	McMahon, Jim	210	125	1,639	12	8	87.4
1986	McMahon, Jim	150	77	995	5	8	61.4
1985	McMahon, Jim	313	178	2,392	18	11	82.8
1984	McMahon, Jim	143	85	1,146	8	2	97.8
1983	McMahon, Jim	295	175	2,184	12	13	77.7
1982	McMahon, Jim	210	120	1,501	9	7	80.1
1981	Evans, Vince	436	195	2,354	11	20	51.0
1980	Evans, Vince	278	148	2,039	11	16	66.1
1979	Phipps, Mike	255	134	1,535	9	8	69.7
1978	Avellini, Bob	264	141	1,718	5	16	54.6
1977	Avellini, Bob	293	194	2,004	11	18	61.7
1976	Avellini, Bob	271	118	1,580	8	15	49.7
1975	Huff, Gary	205	114	1,083	3	9	57.1
1974	Huff, Gary	283	142	1,663	6	17	50.4
1973	Douglass, Bobby	174	81	1,057	5	7	59.2
1972	Douglass, Bobby	198	75	1,246	9	12	49.5
1971	Douglass, Bobby	225	91	1,164	7	15	38.7
1970	Concannon, Jack	385	194	2,130	16	18	61.6
1969	Concannon, Jack	160	87	1,783	4	8	31.3
1968	Concannon, Jack	143	71	715	5	9	49.8
1967	Concannon, Jack	186	92	1,260	6	14	51.0
1966	Bukich, Rudy	309	147	1,858	10	21	49.1
1965*	Bukich, Rudy	312	176	2,641	20	9	93.6
1964	Bukich, Rudy	160	99	1,099	12	7	89.0
1963	Wade, Bill	356	192	2,301	15	12	73.8
1962	Wade, Bill	412	225	3,172	18	24	70.2
1961	Wade, Bill	250	139	2,258	22	13	93.7
1960	Brown, Ed	149	59	1,079	7	11	50.1
1959	Brown, Ed	247	125	1,881	13	10	77.0
1958	Brown, Ed	218	102	1,418	10	17	51.0
1957	Brown, Ed	185	84	1,321	6	16	44.5
1956*	Brown, Ed	168	96	1,667	11	12	83.1
1955	Brown, Ed	164	85	1,307	9	10	71.4
1954	Bratkowski, Zeke	130	67	1,087	8	17	60.9
1953	Blanda, George	362	169	2,164	14	24	51.3
1952	Romanik, Steve	126	49	772	4	11	34.5
1951	Lujack, Johnny	176	85	1,295	3	8	59.9
1950	Lujack, Johnny	254	121	1,731	4	21	40.9
1949	Lujack, Johnny	312	162	2,658	23	22	75.9
1948	Luckman, Sid	163	89	1,047	13	14	65.2
1947	Luckman, Sid	323	176	2,712	24	31	67.6
1946*	Luckman, Sid	229	110	1,826	17	16	70.8
1945†	Luckman, Sid	217	117	1,725	14	10	82.6
1944	Luckman, Sid	143	71	1,018	11	11	66.8
1943*	Luckman, Sid	202	110	2,194	28	12	107.8
1942	Luckman, Sid	105	57	1,023	10	13	80.0
1941*	Luckman, Sid	119	68	1,181	9	6	95.5
1940	Luckman, Sid	105	48	941	4	9	60.7
1939	Masterson, Bernie	113	44	914	5	9	49.6
1938	Masterson, Bernie	112	46	848	7	9	55.6
1937	Masterson, Bernie	72	26	615	6	7	55.8
1936	Molesworth, Keith	31	15	188	4	4	67.7
1935	Masterson, Bernie	44	18	456	5	4	79.4
1934	Ronzani, Gene	32	15	150	3	0	91.9
1933	Molesworth, Keith	50	19	433	3	4	56.5

*Led NFL. †Tied for NFL lead.

ANNUAL RECEIVING LEADERS

RECEPTIONS

Year	Player	No	Yards	TD
1996	Conway, Curtis	81	1,049	7
1995	Graham, Jeff	82	1,301	4
1994	Graham, Jeff	68	944	4
1993	Waddle, Tom	44	552	1
1992	Davis, Wendell	54	734	2
1991	Davis, Wendell	61	945	6
1990	Muster, Brad	47	452	0
1989	Anderson, Neal	50	434	4
1988	McKinnon, Dennis	45	704	3
1987	Anderson, Neal	47	467	3
1986	Gault, Willie	42	818	5
1985	Payton, Walter	49	483	2
1984	Payton, Walter	45	368	0
1983	Payton, Walter	53	607	2
1982	Suhey, Matt	36	333	0
1981	Payton, Walter	41	379	2
1980	Payton, Walter	46	367	1
1979	Williams, Dave	42	354	5
1978	Payton, Walter	50	480	0
1977	Scott, James	50	809	3
1976	Harper, Roland	29	291	1
1975	Rather, Bo	39	685	2
1974	Wade, Charlie	39	683	1
1973	Garrett, Carl	23	292	0
1972	Thomas, Earl	20	365	3
1971	Farmer, George	46	737	5
1970*	Gordon, Dick	71	1,026	13
1969	Wallace, Bob	47	553	5
1968	Gordon, Dick	29	477	4
1967	Gordon, Dick	31	534	5
1966	Sayers, Gale	34	447	2
1965	Morris, Johnny	53	846	4
1964*	Morris, Johnny	93	1,200	10
1963	Ditka, Mike	59	794	8
1962	Ditka, Mike	58	904	5
	Morris, Johnny	58	889	5
1961	Ditka, Mike	56	1,076	12
1960	Dewveall, Willard	43	804	5
1959	Dooley, Jim	41	580	3
1958	McColl, Bill	35	517	8
1957	Dooley, Jim	37	530	1
1956	Hill, Harlon	47	1,128	11
1955	Hill, Harlon	42	789	9
1954	Hill, Harlon	45	1,124	12
1953	Dooley, Jim	53	841	4
1952	Schroeder, Gene	39	660	6
1951	Hoffman, John	28	394	2
1950	Keane, Jim	36	433	0
1949	Keane, Jim	47	696	6
1948	Keane, Jim	30	414	3
1947*	Keane, Jim	64	910	10
1946	Kavanaugh, Ken	18	337	5
1945	Wilson, George	28	259	3
1944	Wilson, George	24	265	4
1943	Clark, Harry	23	535	7
1942	McLean, Ray	19	571	8
1941	Plasman, Dick	14	283	0
1940	Kavanaugh, Ken	12	276	3
1939	Plasman, Dick	19	403	3
1938	Karr, Bill	14	253	4
1937	McDonald, Lester	11	179	4
1936	Hewitt, Bill	15	358	6
1935	Johnsos, Luke	19	298	4
1934	Hewitt, Bill	10	151	5
1933	Hewitt, Bill	16	273	2
1932	Johnsos, Luke	24	321	2

YARDS

Year	Player	Yards	No	TD
1996	Conway, Curtis	1,049	81	7
1995	Graham, Jeff	1,301	82	4
1994	Graham, Jeff	944	68	4
1993	Waddle, Tom	552	44	1
1992	Davis, Wendell	734	54	2
1991	Davis, Wendell	945	61	6
1990	Davis, Wendell	572	39	3
1989	Morris, Ron	486	30	1
1988	McKinnon, Dennis	704	45	3
1987	Gault, Willie	705	35	7
1986	Gault, Willie	818	42	5
1985	Gault, Willie	704	33	1
1984	Gault, Willie	587	34	6
1983	Gault, Willie	836	40	8
1982	Moorehead, Emery	363	30	5
1981	Margerum, Ken	584	39	1
1980	Scott, James	696	36	3
1979	Baschnagel, Brian	452	30	2
1978	Scott, James	759	42	5
1977	Scott, James	809	50	3
1976	Scott, James	512	26	6
1975	Rather, Bo	685	39	2
1974	Wade, Charles	683	39	1
1973	Thomas, Earl	343	24	4
1972	Farmer, George	380	14	2
1971	Farmer, George	737	46	5
1970	Gordon, Dick	1,026	71	13
1969	Wallace, Bob	553	47	5
1968	Gordon, Dick	477	29	4
1967	Gordon, Dick	534	31	5
1966	Jones, Jimmie	504	28	5
1965	Morris, Johnny	846	53	4
1964*	Morris, Johnny	1,200	93	10
1963	Ditka, Mike	794	59	8
1962	Ditka, Mike	904	58	5
1961	Ditka, Mike	1,076	56	12
1960	Dewveall, Willard	804	43	5
1959	Dooley, Jim	580	41	3
1958	McColl, Bill	517	35	8
1957	Dooley, Jim	530	37	1
1956	Hill, Harlon	1,128	47	11
1955	Hill, Harlon	789	42	9
1954	Hill, Harlon	1,124	45	12
1953	Dooley, Jim	841	53	4
1952	Schroeder, Gene	660	39	6
1951	Schroeder, Gene	461	24	3
1950	Keane, Jim	433	36	0
1949	Keane, Jim	696	47	6
1948	Keane, Jim	414	30	3
1947	Keane, Jim	910	64	10
1946	McLean, Ray	348	17	2
1945	Kavanaugh, Ken	539	35	6
1944	McLean, Ray	414	19	5
1943	Clark, Harry	535	23	7
1942	McLean, Ray	571	19	8
1941	Kavanaugh, Ken	314	11	6
1940	Kavanaugh, Ken	276	12	3
1939	Plasman, Dick	403	19	3
1938	Karr, Bill	253	14	4
1937	Manske, Eggs	225	9	3
1936	Hewitt, Bill	358	15	6
1935	Johnsos, Luke	298	19	4
1934	Hewitt, Bill	151	10	5
1933	Hewitt, Bill	273	16	2
1932	Johnsos, Luke	321	24	2

*Led NFL

ANNUAL RETURN LEADERS

PUNTS

Year	Player	No	Yds	Avg
1996	Engram, Bobby	31	282	9.1
1995	Graham, Jeff	23	183	8.0
1994	Graham, Jeff	15	140	9.3
1993	Obee, Terry	35	289	8.3
1992	Woolford, Donnell	12	127	10.6
1991	Bailey, Johnny	36	281	7.8
1990	Bailey, Johnny	36	399	11.1
1989	Green, Mark	16	141	8.8
1988	McKinnon, Dennis	34	277	8.1
1987	McKinnon, Dennis	40	405	10.1
1986	Barnes, Lew	57	482	8.5
1985	Taylor, Ken	25	198	7.9
1984	Fisher, Jeff	58	492	8.5
1983	McKinnon, Dennis	34	316	9.3
1982	Fisher, Jeff	9	65	7.2
1981	Fisher, Jeff	43	509	11.8
1980	Walterscheid, Lenny	33	239	7.2
1979	Schubert, Steve	25	238	9.5
1978	Schubert, Steve	27	229	8.5
1977	Schubert, Steve	31	291	9.4
1976	Livers, Virgil	28	205	7.3
1975	Livers, Virgil	42	456	10.9
1974	Hill, Ike	33	183	5.5
1973	Hill, Ike	36	204	5.7
1972	Smith, Ron	26	163	6.3
1971	Smith, Ron	26	194	7.5
1970	Cole, Linzy	14	83	5.9
1969	Lyle, Garry	12	78	6.5
1968	Turner, Cecil	9	19	2.1
1967	Gordon, Dick	12	82	6.8
1966	Arnett, Jon	15	58	3.9
1965	Sayers, Gale	16	238	14.9
1964	Arnett, Jon	19	188	9.9
1963	Morris, Johnny	16	164	10.3
1962	Morris, Johnny	20	208	10.4
1961	Morris, Johnny	23	155	6.7
1960	Morris, Johnny	13	75	5.8
1959*	Morris, Johnny	14	171	12.2
1958	Morris, Johnny	14	96	6.9
1957	Drzewiecki, Ron	22	64	2.9
1956	Jeter, Perry	6	66	11.0
	Smith, Ray	6	66	11.0
1955	Drzewiecki, Ron	20	100	5.0
1954	Stone, Billy	14	40	2.9
1953	Macon, Ed	17	68	4.0
1952	White, Wilford	23	117	5.1
1951	White, Wilford	14	131	9.4
1950	McAfee, George	33	284	8.6
1949	McAfee, George	24	279	11.6
1948*	McAfee, George	30	417	13.9
1947	McAfee, George	18	261	14.5
1946	Gallameau, Hugh	10	99	9.9
1945	Margarita, Bob	7	66	9.4
1944	Grygo, Al	11	100	9.1
1943	Clark, Harry	10	158	15.8
1942	Gallameau, Hugh	9	101	11.2
1941	McAfee, George	5	158	31.6

KICKOFFS

Year	Player	No	Yds	Avg
1996	Jackson, Jack	27	619	22.9
1995	Lewis, Nate	42	904	21.5
1994	Lewis, Nate	35	874	25.0
1993	Conway, Curtis	21	450	21.4
1992	Lewis, Darren	23	511	22.2
1991	Bailey, Johnny	16	311	19.4
1990	Bailey, Johnny	23	363	15.8
1989	Gentry, Dennis	28	667	23.8
1988	Gentry, Dennis	27	578	21.4
1987	Gentry, Dennis	25	621	24.8
1986*	Gentry, Dennis	20	576	28.8
1985	Gault, Willie	22	577	26.2
1984	Cameron, Jack	26	485	18.7
1983	Gault, Willie	13	276	21.2
1982	Watts, Rickcy	14	330	23.6
1981	Williams, Dave	23	486	21.1
1980	Williams, Dave	27	666	24.7
1979	Walterscheid, Lenny	19	427	22.5
1978	Baschnagel, Brian	20	455	22.8
1977	Baschnagel, Brian	23	557	24.2
1976	Baschnagel, Brian	29	754	26.0
1975*	Payton, Walter	14	444	31.7
1974	Grandberry, Ken	22	568	25.8
1973*	Garrett, Carl	16	486	30.4
1972*	Smith, Ron	30	924	30.8
1971	Smith, Ron	26	671	25.8
1970	Turner, Cecil	23	752	32.7
1969	Sayers, Gale	14	339	24.2
1968	Turner, Cecil	20	363	18.2
1967	Sayers, Gale	16	603	37.7
1966*	Sayers, Gale	23	718	31.2
1965	Sayers, Gale	21	660	31.4
1964	Martin, Billy	24	534	22.3
1963	Bull, Ronnie	7	105	15.0
1962	Martin, Billy	25	515	20.6
1961	Bivins, Charles	25	669	26.7
1960	Galimore, Willie	12	292	24.3
1959	Morris, Johnny	17	438	25.8
1958	Morris, Johnny	16	399	24.9
1957	Drzewiecki, Ron	13	315	24.2
1956	Bingham, Don	17	444	26.1
1955	Drzewiecki, Ron	25	591	23.6
1954	Jagade, Chick	11	195	17.7
1953	Macon, Ed	13	373	28.7
1952	Macon, Ed	9	299	33.2
1951	Morrison, Fred	13	353	27.2
1950	Hunsinger, Chuck	23	343	14.9
1949	Dreyer, Fred	13	338	26.0
1948	Minini, Frank	12	370	30.8
1947	Minini, Frank	11	261	23.7
1946	Osmanski, Bill	8	203	25.4
1945	Margarita, Bob	10	155	15.5
1944	Margarita, Bob	12	279	23.3
1943	Clark, Harry	13	326	25.1
1942	Gallameau, Hugh	6	151	25.2
1941	McAfee, George	7	223	31.9

*Led NFL

WINNING 600

The Bears are the NFL's winningest franchise with a 598-394-42 mark in 77 seasons. The club needs two wins to become the first team to reach 600 regular season victories. The franchise in "second place" is Green Bay, with 536 wins, 62 fewer than the Bears. The Bears also have a 14-14 post-season record.

ANNUAL INTERCEPTION LEADERS

Year	Player	No	Yards
1996	Woolford, Donnell	6	37
1995	Woolford, Donnell	4	21
1994	Woolford, Donnell	5	30
1993	Carrier, Mark	4	94
	Jones, Dante	4	52
1992	Woolford, Donnell	7	67
1991	Stinson, Lemuel	4	69
1990*	Carrier, Mark	10	39
1989	Stinson, Lemuel	4	59
1988	Jackson, Vestee	8	94
1987	Duerson, Dave	3	0
1986	Richardson, Mike	7	69
1985	Frazier, Leslie	6	119
1984	Fencik, Gary	5	102
1983	Frazier, Leslie	7	135
1982	Schmidt, Terry	4	39
1981	Fencik, Gary	6	121
1980	Walterscheid, Lenny	4	84
1979	Schmidt, Terry	6	44
	Fencik, Gary	6	31
1978	Fencik, Gary	4	77
1977	Ellis, Allan	6	23
1976	Brupbacher, Ross	7	49
1975	Clemons, Craig	2	109
	Plank, Doug	2	50
	Livers, Virgil	2	40
	Ellis, Allan	2	4
1974	Clemons, Craig	4	84
1973	Lyle, Garry	5	62
1972	Ford, Charlie	7	104
1971	Ford, Charlie	5	46
1970	Buffone, Doug	4	33
1969	Taylor, Joe	3	37
	Daniels, Dick	3	37
	Youngblood, George	3	22
1968	McRae, Bennie	4	41

Year	Player	No	Yards
1967	McRae, Bennie	5	94
	Petitbon, Richie	5	93
	Taylor, Roosevelt	5	19
1966	Petitbon, Richie	4	34
1965	Butkus, Dick	5	84
1964	Caroline, JC	2	84
	Whitsell, Dave	2	57
	Taylor, Roosevelt	2	45
	McRae, Bennie	2	44
	George, Bill	2	28
1963*	Taylor, Roosevelt	9	172
1962	Petitbon, Richie	6	212
1961	Whitsell, Dave	6	123
1960	Caroline, JC	3	31
1959	Barnes, Erich	5	67
1958	Sumner, Charles	6	67
1957	Johnson, Jack	4	36
1956	Caroline, JC	6	182
1955	Sumner, Charles	7	162
1954	Whitman, SJ	5	117
1953	Kindt, Don	6	172
1952	Dooley, Jim	5	30
1951	Schroeder, Gene	5	62
1950	Davis, Harper	5	59
1949	McAfee, George	6	76
1948	Lujack, Johnny	8	131
1947	Mullins, Noah	6	113
1946	Farris, Tom	4	43
1945	Margarita, Bob	6	79
1944	Grygo, Al	4	79
1943	Clark, Harry	5	32
1942*	Turner, Clyde	8	96
1941	McAfee, George	6	78
1940	Clark, Harry	4	62
	Famiglietti, Gary	4	18
	McAfee, George	4	50

*Led NFL

THANKSGIVING DAY GAMES

Overall: 15-12-2 — vs. Detroit: 8-5-0 — vs. Dallas: 0-2-0 — vs. Chi Cards: 7-3-2

11-25-20	Chi. Tigers 6	STALEYS 0
11-24-21*	Buf. All-Americans 7	STALEYS 6
11-30-22	Cardinals 6	BEARS 0
11-29-23*	BEARS 3	Cardinals 0
11-27-24	BEARS 21	Cardinals 0
11-26-25*	Bears - Cardinals (0-0 Tie)	
11-25-26*	Bears - Cardinals (0-0 Tie)	
11-24-27*	Cardinals 3	BEARS 0
11-29-28*	BEARS 34	Cardinals 0
11-28-29	Cardinals 40	BEARS 6
11-27-30*	BEARS 6	Cardinals 0
11-26-31*	BEARS 18	Cardinals 7
11-24-32*	BEARS 34	Cardinals 0
11-30-33*	BEARS 22	Cardinals 6
11-29-34	BEARS 19	Lions 16

11-28-35	Lions 14	BEARS 2
11-26-36	Lions 13	BEARS 7
11-25-37	BEARS 13	Lions 0
11-24-38	Lions 14	BEARS 7
11-24-47	BEARS 34	Lions 14
11-24-49	BEARS 28	Lions 7
11-27-52	Texans 27	BEARS 23
11-26-64	BEARS 27	Lions 24
11-24-77	BEARS 31	Lions 14
11-22-79	Lions 20	BEARS 9
11-27-80	BEARS 23	Lions 17 (OT)
11-26-81	Cowboys 10	BEARS 9
11-28-91	Lions 16	BEARS 6
11-25-93	BEARS 10	Lions 6

* Indicates home game

ANNUAL PUNTING LEADERS

Year	Player	No	Avg
1996	Sauerbrun, Todd	78	44.8
1995	Sauerbrun, Todd	55	37.8
1994	Gardocki, Chris	76	37.8
1993	Gardocki, Chris	80	38.5
1992	Gardocki, Chris	79	42.9
1991	Buford, Maury	69	40.8
1990	Buford, Maury	76	40.4
1989	Buford, Maury	72	39.5
1988	Wagner, Bryan	79	41.5
1987	Wagner, Bryan	36	40.6
1986	Buford, Maury	69	41.3
1985	Buford, Maury	68	42.2
1984	Finzer, Dave	83	40.1
1983	Parsons, Bob	79	36.9
1982	Parsons, Bob	58	41.3
1981	Parsons, Bob	114	39.7
1980	Parsons, Bob	79	40.6
1979	Parsons, Bob	92	37.9
1978	Parsons, Bob	96	37.0
1977	Parsons, Bob	80	40.4
1976	Parsons, Bob	99	37.6
1975	Parsons, Bob	93	39.0
1974	Parsons, Bob	90	37.8
1973	Green, Bobby Joe	82	40.5
1972	Green, Bobby Joe	67	41.2
1971	Green, Bobby Joe	77	40.1
1970	Green, Bobby Joe	83	40.9
1969	Green, Bobby Joe	76	39.0
1968	Green, Bobby Joe	27	42.3
1967	Green, Bobby Joe	79	42.9

Year	Player	No	Avg
1966	Green, Bobby Joe	80	41.9
1965	Green, Bobby Joe	58	42.7
1964	Green, Bobby Joe	71	44.5
1963	Green, Bobby Joe	64	46.5
1962	Green, Bobby Joe	69	43.7
1961	Brown, Ed	59	42.2
1960	Brown, Ed	56	39.8
1959	Brown, Ed	64	41.2
1958	Brown, Ed	27	42.2
1957	Brown, Ed	34	40.1
1956	Brown, Ed	42	39.1
1955	Brown, Ed	44	40.1
1954	Bratkowski, Zeke	39	41.0
1953	Morrison, Fred	65	42.6
1952	Morrison, Fred	64	42.3
1951	Morrison, Fred	57	39.0
1950*	Morrison, Fred	57	43.3
1949*	Gulyanics, George	29	47.2
1948	Gulyanics, George	55	44.2
1947*	Gulyanics, George	23	44.8
1946	Luckman, Sid	33	37.4
1945	Luckman, Sid	36	37.4
1944	McEnulty, Doug	25	39.8
1943	Luckman, Sid	34	35.9
1942	Luckman, Sid	24	40.6
1941	Luckman, Sid	13	41.1
1940	Luckman, Sid	27	42.5
1939	Luckman, Sid	27	43.3

*Led NFL

ANNUAL SACK LEADERS

Year	Player	No	Yards
1996	Spellman, Alonzo	8.0	67.0
1995	Flanigan, Jim	11.0	75.0
1994	Armstrong, Trace	7.5	52.0
1993	Dent, Richard	12.5	90.0
1992	McMichael, Steve	10.5	66.5
1991	Dent, Richard	10.5	72.0
1990	Dent, Richard	12.0	101.0
1989	Dent, Richard	9.0	64.0
1988	McMichael, Steve	11.5	95.0
1987	Dent, Richard	12.5	94.0
1986	Dent, Richard	11.5	87.0
1985*	Dent, Richard	17.0	133.5
1984	Dent, Richard	17.5	140.5
1983	Hartenstine, Mike	12.0	91.5
1982	Hampton, Dan	7.0	57.0

Year	Player	No	Yards
1981	Page, Alan	9.0	84.0
	Hampton, Dan	9.0	77.0
1980	Hampton, Dan	11.5	108.5
1979	Osborne, Jim	10.5	79.0
1978	Page, Alan	11.5	94.0
1977	Rydalch, Ron	9.5	81.0
1976	Osborne, Jim	15.0	129.0
1975	Chambers, Wally	14.0	105.0
1974	Chambers, Wally	6.0	53.0
1973	Osborne, Jim	11.5	92.0
1972	Osborne, Jim	6.0	N/A
1971	Holman, Willie	13.5	N/A
1970	Holman, Willie	14.0	N/A

*Led NFL

100-YARD RUSHING GAMES

11/20/77	Payton, vs. Min	W	40-275
10/30/77	Payton, at GB	W	23-205
11/3/68	Sayers, at GB	W	24-205
12/18/66	Sayers, vs. Min	W	17-197
11/3/85	Payton, at GB	W	28-192
11/13/77	Payton, vs. KC	W	33-192
12/16/56	Casares, vs. Det	W	17-190
9/14/80	Sayers, vs. NO	W	18-183
12/5/76	Payton, at Sea	W	27-183
9/9/79	Payton, vs. Min	W	23-182
9/16/62	Gallimore, at SF	W	22-181
9/9/84	Payton, vs. Den	W	20-179
11/26/81	Payton, at Dal	L	38-179
9/14/86	Payton, vs. Phil	W+	33-176
12/9/84	Payton, vs. GB	L	35-175
11/27/66	Sayers, vs. Atl	W	19-172
12/11/77	Payton, vs. GB	W	32-163
10/29/78	Payton, vs. Det	L	23-162
9/18/83	Payton, at NO	L+	28-161
9/18/77	Payton, vs. Det	W	23-160
12/16/79	Payton, vs. STL	W	33-157
10/16/78	Payton, at Den	L	22-157
9/30/84	Payton, vs. Dal	L	25-155
10/7/79	Payton, at Buf	W	39-155
10/28/34	Feathers, vs. GB	W	15-155
10/7/84	Payton, vs. NO	W	32-154
10/20/57	Gallimore, vs. Rams	W	24-153
12/18/83	Payton, vs. GB	W	30-148
9/19/76	Payton, at SF	W	28-148
9/10/89	Anderson, vs. Cin	W	21-146
10/17/76	Payton, at Rams	L	27-145
11/26/78	Harper, vs. TB	W	25-144
10/29/44	Grygo, vs. CRams	W	13-144
10/27/68	Sayers, vs. Min	W	18-143
10/15/67	Sayers, vs. Det	W	22-142
10/7/90	Anderson, vs. GB	W	21-141
10/10/76	Payton, at Min	L	19-141
10/2/39	Maniaci, at Pit	W	12-141
10/2/77	Payton, vs. NO	L	19-140
9/30/34	Feathers, at Reds	W	2-140
11/27/88	Anderson, vs. GB	W	17-139
11/9/86	Payton, at TB	W	20-139
10/7/56	Casares, at GB	W	24-139
11/24/77	Payton, at Det	W	20-137
10/9/55	Hoffman, vs. SF	L	18-135
12/17/95	Salaam, vs. TB	W	27-134
9/16/79	Payton, at Dal	L	22-134
12/21/75	Payton, at NO	W	25-134
10/6/80	Payton, vs. TB	W	28-133
11/17/85	Payton, at Dal	W	22-132
10/13/85	Payton, at SF	W	24-132
11/4/56	Casares, at Rams	W	25-132
10/7/34	Feathers, at Brk	W	14-132
11/13/83	Payton, vs. Phil	W	23-131
12/10/67	Sayers, vs. Min	T	20-131
12/20/80	Payton, at TB	W	29-130
12/7/80	Payton, vs. GB	W	22-130
12/3/44	Margarita, at Pit-Cards	W	9-129
11/12/78	Payton, at Min	L	23-127
12/17/72	Douglass, at Oak	L	14-127
11/20/94	Tillman, vs. Det	W	32-126
10/10/77	Payton, vs. Rams	W	24-126
11/30/69	Sayers, vs. Clev	L	20-126
9/2/79	Payton, vs. GB	W	36-125

11/6/66	Sayers, vs. Det	T	21-124
10/21/56	Casares, vs. Balt	W	22-124
11/26/33	Nagurski, vs. Port	W	18-124
9/4/88	Anderson, vs. Mia	W	24-123
11/27/80	Payton, at Det	W+	18-123
10/1/78	Payton, at Oak	L+	27-123
11/24/96	Harris, vs. Det	W	27-122
12/24/95	Salaam, vs. Phil	W	30-122
12/19/88	Anderson, at Min	L	22-122
10/16/77	Payton, at Min	L+	24-122
12/2/85	Payton, at Mia	L	23-121
12/16/62	Marconi, vs. Det	W	13-121
10/5/52	Dottley, at Chi	L	24-121
9/17/50	Guliyani, vs. Rams	W	26-121
9/8/85	Payton, vs. TB	W	17-120
12/17/67	Sayers, at Atl	W	19-120
12/17/89	Anderson, vs. GB	L	12-119
11/12/50	Hunsinger, vs. Yanks	W	14-119
10/15/39	Osmanski, vs. Chi	W	15-119
11/3/96	Harris, vs. TB	W	19-118
10/27/85	Payton, vs. Min	W	19-118
12/5/65	Sayers, at Balt	W	16-118
9/20/87	Anderson, vs. TB	W	16-117
11/25/84	Payton, at Min	W	23-117
10/15/72	Douglass, at Clev	W	11-117
11/26/67	Sayers, vs. GB	L	18-117
12/9/56	Casares, vs. Chi	W	25-117
11/18/51	Dottley, vs. GB	W	17-117
9/24/89	Anderson, at Det	W	16-116
9/23/84	Payton, at Sea	L	24-116
11/2/69	Sayers, at Min	L	20-116
11/24/57	Casares, at Det	W	28-116
11/4/45	Margarita, vs. GB	W	16-116
12/8/96	Salaam, vs. STL	W	19-115
12/9/79	Payton, at GB	W	25-115
11/6/55	Watkins, vs. GB	W	14-115
11/6/55	Casares, vs. GB	W	16-115
10/16/60	Morris, vs. SF	W	7-114
10/21/34	Feathers, vs. Reds	W	7-114
9/7/86	Payton, vs. Clev	W	22-113
11/4/79	Payton, vs. Det	W	22-113
9/17/72	Harrison, vs. Atl	L	20-113
12/12/65	Sayers, vs. SF	W	9-113
11/28/65	Sayers, vs. NYG	W	13-113
11/9/58	Casares, at GB	W	15-113
11/2/58	Casares, at Rams	L	23-113
11/10/96	Harris, at Den	L	23-112
10/21/85	Payton, vs. GB	W	25-112
11/20/83	Suhey, at TB	W	19-112
12/6/81	Payton, vs. Min	W	33-112
12/1/68	Piccolo, at NO	W	21-112
11/9/69	Sayers, vs. Pit	W	28-112
10/14/56	Casares, vs. SF	W	21-112
10/21/51	Dottley, vs. SF	W	16-112
11/18/90	Anderson, at Den	W+	28-111
12/8/85	Payton, vs. Ind	W	26-111
11/4/84	Payton, vs. Raid	W	27-111
10/21/79	Payton, at Min	L	23-111
11/22/59	Casares, at Det	W	21-111
11/12/39	Osmanski, at Det	W	18-111
9/16/84	Payton, at GB	W	27-110
11/28/76	Payton, at GB	W	27-110
10/19/75	Adamle, at Pit	L	17-110
10/22/95	Salaam, vs. Hou	W	29-109

(continued)

100-YARD RUSHING GAMES

1/2/83	Payton, at TB.....	L+	26-109
11/5/78	Payton, vs. Sea.....	L	18-109
11/14/76	Payton, vs. GB.....	W	18-109
10/26/69	Sayers, vs. Rams.....	L	15-109
10/5/86	Payton, vs. Min.....	W	26-108
9/29/68	Sayers, at Min.....	W	16-108
11/11/56	Hoffman, vs. GB.....	W	18-108
10/28/56	Jeter, at SF.....	W	16-108
11/10/85	Payton, vs. Det.....	W	26-107
10/25/81	Payton, vs. SD.....	W+	36-107
11/9/80	Payton, vs. Wash.....	W	17-107
9/8/96	Green, at Wash.....	L	20-106
11/20/83	Payton, at TB.....	W	22-106
10/9/66	Sayers, vs. Balt.....	W	18-106
10/8/95	Salaam, vs. Car.....	W	28-105
12/10/95	Salaam, at Cin.....	L	22-105
9/25/88	Anderson, at GB.....	W	20-105
11/15/81	Payton, at GB.....	L	22-105
11/26/78	Payton, vs. TB.....	W	27-105
11/16/75	Payton, at SF.....	L	23-105
10/6/68	Sayers, at Balt.....	L	15-105
9/15/68	Sayers, vs. Wash.....	L	15-105
10/28/51	Dottley, at Det.....	W	17-105
11/25/45	McAfee, vs. Pit.....	W	5-105
9/26/93	Anderson, vs. TB.....	W	28-104
12/26/82	Payton, at Rams.....	W	20-104

10/3/76	Payton, vs. Wash.....	W	18-104
11/18/56	Casares, vs. Rams.....	W	27-104
9/4/83	Payton, vs. Atl.....	L	20-103
10/23/72	Harrison, vs. Min.....	W	31-103
11/10/85	Suhey, vs. Det.....	W	16-102
11/24/85	Payton, vs. Atl.....	W	20-102
10/9/83	Payton, vs. Min.....	L	20-102
10/12/80	Payton, at Min.....	L	23-102
12/7/58	Casares, vs. Chi.....	W	22-102
10/22/39	Maniaci, at NYG.....	L	15-102
11/17/91	Muster, at Ind.....	W	15-101
9/9/90	Anderson, vs. Sea.....	W	20-101
12/11/83	Suhey, at Min.....	W	17-101
10/19/80	Payton, vs. Det.....	W	27-101
9/3/78	Payton, vs. STL.....	W	26-101
12/4/77	Payton, at TB.....	W	33-101
10/21/74	Garrett, vs. GB.....	W	23-101
11/29/42	Famiglietti, vs. CRams.....	W	12-101
10/10/34	Feathers, at Pit.....	W	8-101
10/9/94	Tillman, vs. NO.....	W	23-100
12/16/90	Anderson, at Det.....	L	22-100
11/19/89	Anderson, vs. TB.....	L	15-100
10/14/84	Payton, at STL.....	L	23-100
11/4/73	Douglass, at GB.....	W	19-100
11/20/49	Hoffman, at Wash.....	W	15-100

179 rushers in 175 games*

Eight games have gone into overtime; two have ended in a tie (before OT was adopted).

TOTAL: 129-44-2 (.746)*

At home: 82-16-2 (.837)

On the road: 47-28 (.627)

TWO 100-YARD RUSHERS:

11/6/55 vs. GB — Casares, Watkins

11/26/78 vs. TB — Payton, Harper

11/20/83 at TB — Payton, Suhey

11/10/85 vs. Det — Payton, Suhey

BY MONTH:*

September 22-8 (.733)

October 37-17 (.685)

November 43-12-1 (.782)

December 27-6-1 (.818)

January 0-1 (.000)

100-YARD PLAYOFF GAMES:

119 — McAfee, vs. GB, 12/14/41

109 — Osmanski, at Wash, 12/8/40

104 — Payton, at Wash, 12/30/84

102 — Anderson, vs. NO, 1/6/91

ON THE ROAD:*

(five games min.)

Detroit 8-0

Green Bay 10-1

Minnesota 3-8

Tampa Bay 4-1

San Francisco 4-1

BY RUSHER:*

Adamle, Mike 1-0

Anderson, Neal 10-4

Casares, Rick 12-1

Dottley, John 3-1

Douglass, Bobby 2-1

Famiglietti, Gary 1-0

Feathers, Beattie 5-0

Galimore, Willie 2-0

Garrett, Carl 1-0

Green, Robert 0-1

Grygo, Al 1-0

Gulyanics, George 1-0

Harper, Roland 1-0

Harris, Raymont 2-1

Harrison, Jim 1-1

Hoffman, John 2-1

Hunsinger, Chuck 1-0

Jeter, Perry 1-0

Maniaci, Joe 1-1

Marconi, Joe 1-0

Margarita, Bob 2-0

McAfee, George 1-0

Morris, Johnny 1-0

Muster, Brad 1-0

Nagurski, Bronko 1-0

Osmanski, Bill 2-0

Payton, Walter 53-24

Piccolo, Brian 1-0

Salaam, Rashaan 5-1

Sayers, Gale 12-6-2

Suhey, Matt 3-0

Tillman, Lewis 3-0

Watkins, Bobby 1-0

BY TEAM:*

Arizona Cardinals 0-0

St. Louis Cardinals 2-1

Chicago Cardinals 3-1

Pittsburgh-Chi. Cards 1-0

Atlanta Falcons 3-2

Brooklyn Dodgers 1-0

Buffalo Bills 1-0

Carolina Panthers 1-0

Cincinnati Bengals 1-1

Cincinnati Reds 2-0

Cleveland Browns 2-1

Dallas Cowboys 1-3

Denver Broncos 2-2

Detroit Lions 17-1-1

Portsmouth Spartans 1-0

Green Bay Packers 24-4

Houston Oilers 1-0

Indianapolis Colts 2-0

Baltimore Colts 3-1

Kansas City Chiefs 1-0

Miami Dolphins 1-1

Minnesota Vikings 11-8-1

New Orleans Saints 5-2

New York Giants 1-1

New York Yankees 1-0

Oakland Raiders 0-2

LA Raiders 1-0

Philadelphia Eagles 3-0

Pittsburgh Steelers 3-1

Pittsburgh Pirates 1-0

St. Louis Rams 1-0

Los Angeles Rams 6-3

Cleveland Rams 2-0

San Diego Chargers 1-0

San Francisco 49ers 8-2

Seattle Seahawks 2-2

Tampa Bay Buccaneers 11-2

Washington Redskins 2-3

*Does not include post-season

100-YARD RECEIVING GAMES

10/31/54	Hill, at SF	W	7-214
11/18/62	J. Morris, at Dal	W	10-201
10/21/56	Hill, vs. Balt	W	9-198
11/25/56	Hill, at NYG	T	7-195
10/23/49	Keane, at NYG	L	14-193
11/12/61	Ditka, vs. GB	L	9-190
11/8/64	J. Morris, vs. Balt	L	10-183
11/19/67	Gordon, vs. StL	W	4-178
10/29/50	Kavanaugh, at NYG	L	8-177
10/19/81	M. Anderson, at Det	L	6-176
9/28/86	Gault, at Cin	W	7-174
12/11/49	Hoffman, vs. Chi	W	8-174
12/15/63	J. Morris, at Det	W	8-171
10/25/64	Ditka, at Wash	L	13-168
10/25/53	Dooley, at Rams	L	6-164
11/20/60	Dewveall, vs. Det	W	6-163
12/14/47	Keane, vs. Chi	L	7-161
11/15/70	Gordon, at GB	L	5-158
10/5/86	Ortego, vs. Min	W	6-157
12/7/47	McAfee, vs. Rams	L	9-157
12/9/62	Ditka, vs. Rams	W	6-155
11/27/94	Graham, at Ariz	W	8-154
10/30/55	Hill, at Rams	W	8-151
12/16/51	Schroeder, vs. Chi	L	4-150
10/15/61	Galimore, vs. Balt	W	7-149
9/12/94	Conway, at Phil	L	7-148
11/23/52	Stone, vs. Det	W	4-148
11/11/79	Watts, vs. Rams	W	6-147
10/25/70	Farmer, vs. Det	L	6-147
12/15/68	Gordon, vs. GB	L	6-147
10/11/64	J. Morris, vs. Rams	W	11-147
10/11/59	Hill, vs. Rams	L	5-147
9/19/85	Gault, at Min	W	6-146
11/24/63	Ditka, at Pit	T	7-146
11/10/46	Kavanaugh, at Rams	W	6-146
11/12/44	McLean, vs. Bos	W	5-146
9/24/95	Graham, at StL Rams	L	6-145
12/5/54	Dooley, at Chi	W	5-144
10/10/54	Hill, vs. Balt	W	3-144
10/12/47	Kavanaugh, vs. Phil	W	2-144
10/10/77	Scott, vs. Rams	W	2-142
12/13/70	Farmer, vs. GB	W	9-142
10/28/56	Hill, at SF	W	7-142
10/29/72	Farmer, at StL	W	5-141
10/13/46	McLean, vs. Rams	T	6-141
10/4/81	Margerum, at Min	L	10-140
10/19/80	Scott, vs. Det	W	3-140
9/26/54	Hill, at Det	L	4-140
10/10/71	Gordon, vs. NO	W	8-139
11/18/45	Kavanaugh, vs. Det	L	6-138
10/22/95	Graham, vs. Hou	W	9-137
12/11/49	Kavanaugh, vs. Chi	W	6-137
10/23/94	Graham, at Det	L	7-136
12/23/91	Davis, at SF	L	6-136
9/20/64	J. Morris, at Min	W	10-135
11/16/87	Gault, at Den	L	5-133
9/19/85	McKinnon, at Min	W	4-133
11/18/62	Ditka, at Dal	W	7-133
10/17/54	Dooley, vs. SF	L	6-133
10/14/62	Ditka, vs. SF	L	8-132
9/25/83	Gault, at Balt	L	5-130
9/23/61	Ditka, at Rams	W	5-130
12/4/83	Gault, at GB	L	4-129
10/1/50	Keane, at GB	L	8-129
11/2/47	Kavanaugh, at Bos	W	8-129
12/19/71	Farmer, vs. Min	L	7-128
11/25/62	Coia, at Balt	W	6-128

10/16/49	Keane, vs. Phil	W	8-127
9/22/96	Conway, at Det	L	8-126
11/12/95	Conway, at GB	L	6-126
12/7/80	Watts, vs. GB	W	4-126
10/4/42	McLean, at CRams	W	5-126
9/22/63	Ditka, at Min	W	8-124
10/9/60	J. Morris, vs. Rams	W	3-124
12/7/75	Rather, vs. Det	W	4-123
11/14/65	J. Morris, vs. StL	W	5-123
11/19/61	J. Morris, at SF	L	4-123
11/23/58	McColl, at Det	W	6-123
10/14/62	J. Morris, vs. SF	L	4-122
10/19/47	Keane, vs. Det	W	6-122
11/18/56	Hill, vs. Rams	W	5-121
11/11/56	Hill, vs. GB	W	4-121
12/22/96	Conway, at TB	L	9-120
10/8/61	Ditka, at Det	W	5-120
10/29/78	Payton, vs. Det	L	7-119
12/20/70	Gordon, at NO	W	9-119
12/13/53	Dooley, vs. Chi	L	8-119
11/29/42	Pool, vs. CRams	W	2-118
12/5/54	Hill, at Chi	W	6-117
11/14/54	Hill, vs. Clev	L	3-117
12/13/53	Hensley, vs. Chi	L	4-117
10/23/38	Manske, vs. CRams	L	6-117
11/13/88	Gentry, at Wash	W	5-116
11/9/86	Gault, at TB	W	4-116
9/15/74	Wade, vs. Det	W	2-116
9/25/65	J. Morris, at Rams	L	7-116
10/17/54	Hill, vs. SF	L	4-116
9/11/83	Payton, vs. TB	W	6-115
9/26/71	Gordon, at Min	W	10-115
10/9/60	Dewveall, vs. Rams	W	6-115
10/19/52	Schroeder, vs. SF	L	4-115
11/20/49	Kavanaugh, at Wash	W	4-115
12/5/37	McDonald, vs. Chi	W	6-115
10/18/92	Waddle, vs. TB	W	3-114
10/6/85	Moorehead, at TB	W	8-114
10/13/74	Rather, at Atl	L	6-114
10/8/78	Scott, at GB	L	9-113
10/2/77	Rather, vs. NO	L	6-113
12/12/65	Jones, vs. SF	W	3-113
11/13/55	Hill, vs. Rams	W	3-113
10/3/43	Geyer, at Det	W	3-113
9/29/74	Wade, at Min	L	6-112
12/2/62	J. Morris, vs. NYG	L	6-112
12/8/96	Timpson, vs. StL	W	6-111
10/13/96	Conway, at NO	L	7-111
11/5/95	Graham, vs. Pit	L	5-111
10/22/95	Conway, vs. Hou	W	3-111
11/3/57	Hill, at Rams	W	4-111
9/3/95	Conway, vs. Min	W	5-110
10/15/89	Gentry, vs. Hou	L	6-110
10/13/63	Ditka, at Rams	W	9-110
11/7/54	Hoffman, vs. GB	W	9-110
10/24/54	McColl, at Rams	L	8-110
11/19/39	Manske, vs. Phil	W	2-110
11/19/95	Graham, vs. Det	L	5-109
10/4/64	J. Morris, at SF	L	7-109
11/28/54	Hill, vs. Rams	W	6-109
11/29/42	McLean, vs. CRams	W	4-109
11/12/95	Graham, at GB	L	7-108
12/6/69	Gordon, at SF	L	10-108
9/3/95	Graham, vs. Min	W	8-107
9/28/81	Payton, vs. Rams	L	4-107
11/24/77	Payton, at Det	W	4-107
11/22/70	Gordon, vs. Buf	W	6-107

(continued)

100-YARD RECEIVING GAMES

11/15/64	J. Morris, at Rams	W	9-107
10/20/63	J. Morris, at SF	L	6-107
10/22/61	Ditka, vs. SF	W	4-107
9/25/55	Hill, at Balt.	L	5-107
11/22/92	Davis, vs. GB	L	8-106
10/6/91	R. Morris, vs. Wash	L	5-106
12/19/88	McKinnon, at Min	L	4-106
11/27/80	Scott, at Det	W+	6-106
12/5/76	Scott, at Sea	W	3-106
9/27/64	Ditka, at Balt	L	6-106
9/28/52	Schroeder, at GB	W	7-106
9/22/40	Swisher, at GB	W	2-106
11/11/90	Davis, vs. Atl	W	5-105
10/22/78	Scott, at TB	L	5-105
12/3/67	Gordon, at SF	W	7-105
10/8/61	Farrington, at Det	W	2-105
11/29/59	Deweall, at Chi	W	3-105
9/21/80	Watts, vs. Min	L	2-104
10/21/79	Baschnagel, at Min	L	4-104
10/3/65	Sayers, at GB	L	5-104

12/4/60	Coia, at GB	L	3-104
11/25/45	Margarita, vs. Pit	W	6-104
9/18/83	Gault, at NO	L+	4-103
12/16/79	Watts, vs. StL	W	6-103
11/9/47	Kavanaugh, vs. GB	W	4-103
12/17/95	Graham, vs. TB	W	5-102
9/23/91	Waddle, vs. NYJ	W+	8-102
11/8/87	N. Anderson, at GB	W	5-102
12/26/82	Payton, at Rams	W	5-102
12/17/61	Ditka, vs. Min	W	8-102
10/27/57	Hill, at SF	L	5-102
9/30/56	Hill, at Balt.	L	4-102
10/26/47	Keane, at Wash	W	9-102
10/6/96	Conway, vs GB	L	9-101
12/11/60	Dooley, at Clev	L	7-101
11/29/92	Waddle, at Clev	L	4-100
12/6/69	Wallace, at SF	L	10-100
11/26/64	J. Morris, at Det	W	7-100
10/21/62	Ditka, vs. Balt	W	4-100
11/24/40	Kavanaugh, vs. CRams	W	3-100

174 receivers in 160 games*

Five games have gone into overtime; three have ended in a tie (before OT was adopted).

TOTAL: 89-68-3 (.567)*

At home: 49-27-1 (.645)

On the road: 40-41-2 (.494)

TWO 100-YARD RECEIVERS:

11/29/42 vs. ClevR	McLean, Pool
12/11/49 vs. Chi	Hoffman, Kavanaugh
12/13/53 vs. Chi	Dooley, Hensley
10/17/54 vs. SF	Dooley, Hill
12/5/54 at Chi	Dooley, Hill
10/9/60 vs. Rams	Deweall, Morris
10/8/61 at Det	Ditka, Farrington
10/14/62 vs. SF	Ditka, Morris
11/18/62 at Dal	Ditka, Morris
12/6/69 at SF	Gordon, Wallace
9/19/85 at Min	Gault, McKinnon
9/3/95 vs. Min	Conway, Graham
10/22/95 vs. Hou	Conway, Graham
11/12/95 at GB	Conway, Graham

BY MONTH:

September	12-13 (.480)
October	26-29-1 (.473)
November	34-12-2 (.739)
December	17-14 (.548)

100-YARD PLAYOFF GAMES:

129	Gault, vs. NE, 1/26/86
122	Magnani, vs. Wash, 12/26/43
108	McKinnon, vs. Phil., 12/31/88
104	Waddle, vs. Dal., 12/29/91

BY RECEIVER:

Anderson, Marcus, WR	0-1
Anderson, Neal, RB	1-0
Baschnagel, Brian, WR	0-1
Coia, Angelo, HB	1-1
Conway, Curtis, WR	2-6
Davis, Wendell, WR	1-2
Deweall, Willard, E	3-0
Ditka, Mike, TE	9-4-1
Dooley, Jim, E	1-4
Farmer, George, WR	2-2
Farrington, John, E	1-0
Gallimore, Willie, HB	1-0
Gault, Willie, WR	3-4
Gentry, Dennis, WR	1-1
Geyer, Bill, HB	1-0
Gordon, Dick, WR	6-3
Graham, Jeff, WR	4-5
Hensley, Dick, E	0-1
Hill, Harlon, E	11-7-1
Hoffman, John, E	2-0
Jones, Jimmy, E	1-0
Kavanaugh, Ken, E	7-2
Keane, Jim, E	3-3
Manske, Edgar "Eggs", E	1-1
Margarita, Bob, HB	1-0
Margerum, Ken, WR	0-1
McAfee, George, HB	0-1
McColi, Bill, E	1-1
McDonald, Lester, E	1-0
McKinnon, Dennis, WR	1-1
McLean, Ray, HB	3-0-1
Moorehead, Emery, TE	1-0
Morris, Johnny, WR	8-7
Morris, Ron, WR	0-1
Ortego, Keith, WR	1-0
Payton, Walter, RB	3-2
Pool, Hampton, E	1-0
Rather, Bo, WR	1-2
Sayers, Gale, RB	0-1
Schroeder, Gene, E	1-2
Scott, James, WR	4-2
Stone, Billy, HB	1-0
Swisher, Bob, HB	1-0

Timpson, Michael, WR	1-0
Wade, Charles, WR	1-1
Wallace, Bob, E	1-0
Waddle, Tom, WR	2-1
Watts, Rickey, WR	3-1

BY TEAM:

Arizona Cardinals	0-0
St. Louis Cardinals	4-0
Chicago Cardinals	4-3
Atlanta Falcons	5-1
Baltimore Colts	1-5
Boston Yankees	2-0
Buffalo Bills	1-0
Cincinnati Bengals	1-0
Cleveland Browns	0-3
Dallas Cowboys	1-0
Denver Broncos	0-1
Detroit Lions	13-8
Green Bay Packers	8-11
Houston Oilers	1-1
Minnesota Vikings	7-6
New Orleans Saints	2-3
New York Giants	0-3-1
New York Jets	1-0
Philadelphia Eagles	3-0
Pittsburgh Steelers	1-1-1
St. Louis Rams	1-1
Los Angeles Rams	15-6-1
Cleveland Rams	3-1
San Francisco 49ers	5-9
Seattle Seahawks	1-0
Tampa Bay Buccaneers	5-2
Washington Redskins	3-2

ON THE ROAD: (five games min.)

at Baltimore	1-4
at Detroit	7-4
at Green Bay	3-7
at Minnesota	4-4
at LA Rams	7-3
at San Francisco	3-6

*Does not include post-season

300-YARD PASSING GAMES

12/11/49	Lujack, vs. Chi	W	39-24-468
11/18/62	Wade, at Dal	W	46-28-466
11/14/43	Luckman, at NYG	W	32-21-433
10/17/54	Blanda, vs. SF	L	47-21-359
10/14/62	Wade, vs. SF	L	34-18-356
12/17/61	Wade, vs. Min	W	34-23-355
10/22/95	Kramer, vs. Hou	W	41-24-349
12/12/65	Bukich, vs. SF	W	32-16-347
10/19/47	Luckman, vs. Det	W	26-18-342
9/20/64	Wade, at Min	W	31-23-341
10/24/54	Blanda, at Rams	L	46-28-338
12/13/70	Concannon, vs. GB	W	34-21-338
11/19/67	Concannon, vs. StL	W	24-11-336
10/16/83	Evans, at Det	L	45-28-336
10/25/53	Blanda, at Rams	L	47-23-334
10/9/60	Brown, vs. Rams	W	21-13-333
10/29/50	Lujack, at NY Yanks	L	39-20-331
10/8/61	Wade, at Det	W	25-13-330

11/25/62	Wade, at Balt	W	32-23-328
10/11/59	Brown, vs. Rams	L	29-14-323
11/19/61	Wade, at SF	L	34-18-323
10/25/64	Wade, at Wash	L	57-33-321
10/23/49	Lujack, at NYG	L	52-29-319
11/12/95	Kramer, at GB	L	38-23-318
10/21/62	Wade, vs. Balt	W	26-13-318
9/24/95	Kramer, at StL Ram	L	38-27-317
12/7/80	Evans, vs. GB	W	22-18-316
10/12/47	Luckman, vs. Phil	W	25-14-314
11/16/87	McMahon, at Den	L	34-21-311
10/23/94	Kramer, at Det	L	48-29-309
10/4/81	Evans, at Min	L	43-26-307
12/13/53	Blanda, vs. Chi	L	37-20-306
10/18/92	Harbaugh, vs. TB	W	26-13-304
9/23/91	Harbaugh, vs. NYJ	W+	42-28-303
9/24/89	Tomczak, at Det	W	25-15-302
12/6/69	Carter, at SF	L	49-31-301

36 300-yard passing games

One game has gone into overtime.
None occurred in the playoffs.

4 games have been at Soldier

Field: 12/7/80 vs. GB (W)
9/23/91 vs. NYJ (W)
10/18/92 vs. TB (W)
10/22/95 vs. Hou (W)

TOTAL: 19-17 (.528)

At home: 13-4 (.765)
On the road: 6-13 (.316)

BY DECADE:

1940-49	4-1 (.800)
1950-59	0-6 (.000)
1960-69	9-4 (.692)
1970-79	1-0 (1.000)
1980-89	2-3 (.400)
1990s	3-3 (.500)

BY MONTH:

September	3-1 (.750)
October	7-11 (.389)
November	4-3 (.571)
December	5-2 (.714)

BY QUARTERBACK:

Blanda, George	0-4
Brown, Ed	1-1
Bukich, Rudy	1-0
Carter, Virgil	0-1
Concannon, Jack	2-0
Evans, Vince	1-2
Harbaugh, Jim	2-0
Kramer, Erik	1-3
Luckman, Sid	3-0
Lujack, Johnny	1-2
McMahon, Jim	0-1
Tomczak, Mike	1-0
Wade, Bill	6-3

BY TEAM:

Arizona Cardinals	0-0
St. Louis Cardinals	1-0
Chicago Cardinals	1-1
Baltimore Colts	2-0
Dallas Cowboys	1-0
Denver Broncos	0-1
Detroit Lions	3-2
Green Bay Packers	2-1
Houston Oilers	1-0
Minnesota Vikings	2-1
New York Giants	1-1
New York Jets	1-0
New York Yankees	0-1
Philadelphia Eagles	1-0
San Francisco 49ers	1-4
St. Louis Rams	0-1
Los Angeles Rams	1-3
Tampa Bay Buccaneers	1-0
Washington Redskins	0-1

HIGHEST QUARTERBACK RATINGS

	Season	Att	Cmp	Yards	Pct	Y/Att	TD	TD%	Int	Int%	Rate
1	Sid Luckman 1943	202	110	2,194	54.5	10.86	28	13.9	12	5.9	107.8
2	Jim McMahon 1984	143	85	1,146	59.4	8.01	8	5.6	2	1.4	97.8
3	Sid Luckman 1941	119	68	1,181	57.1	9.92	9	7.6	6	5.0	95.5
4	Bill Wade 1961	250	139	2,258	55.6	9.03	22	8.8	13	5.2	93.7
5	Rudy Bukich 1965	312	176	2,641	56.4	8.46	20	6.4	9	2.9	93.6
6	Erik Kramer 1995	522	315	3,838	60.3	7.35	29	5.6	10	1.9	93.5
7	Rudy Bukich 1964	160	99	1,099	61.9	6.87	12	7.5	7	4.4	89.0
8	Jim McMahon 1987	210	125	1,639	59.5	7.80	12	5.7	8	3.8	87.4
9	Ed Brown 1956	168	96	1,667	57.1	9.92	11	6.5	12	7.1	83.1
10	Jim McMahon 1985	313	178	2,392	58.1	7.64	15	4.8	11	3.5	82.8
11	Sid Luckman 1945	217	117	1,725	53.9	7.95	14	6.5	10	4.6	82.6
12	Jim Harbaugh 1990	312	180	2,178	57.7	6.98	10	3.2	6	1.9	81.9
13	Jim McMahon 1982	210	120	1,501	57.1	7.15	9	4.3	7	3.3	80.1
14	Sid Luckman 1942	105	57	1,023	54.3	9.74	10	9.5	13	12.4	80.0
15	Erik Kramer 1994	158	99	1,129	62.7	7.15	8	5.1	8	5.1	79.9

For QB rating formula, see page 41.

BEARS HALL OF FAMERS

Since the Hall of Fame opened in Canton, Ohio on September 7, 1963, 185 NFL players and coaches have been inducted. The 23 Bears enshrined in the Hall are the most of any team.

DOUG ATKINS

Defensive End

#81

Inducted: 1982**BEARS: 12 seasons (1955-66)****NFL: 17 seasons**

Three-time all-NFL (1960, 61, 62)...Eight-time Pro Bowler (1958-64; 66)...Named Outstanding Lineman in 1959 Pro Bowl...Cleveland's first-round pick in 1953 who came to Chicago in a 1955 trade with Browns...Joined Saints for final three seasons via 1967 trade...Conference track champion in the high-jump and scholarship basketball player at Tennessee.

GEORGE BLANDA

Quarterback-Kicker

#16, 22

Inducted: 1981**BEARS: 10 seasons (1949-58)****NFL: 26 seasons**

NFL all-time leader in seasons (26), games (340), points (2,002), PAT attempts (959), PATs (943), FG attempts (638), and interceptions (277)...Bears career record holder in consecutive games with a score (83), and consecutive extra points (156); fourth in club history with 541 points...Retired in 1959, but returned in 1960 to play seven seasons with Houston (1960-66) and nine with Oakland (1967-75)...Led Oilers to two AFL titles and was 1961 Player of the Year...Set NFL record with 68 pass attempts vs. Buf. (11/1/64)...Voted Male Athlete of the Year by AP in 1970...Finished 340-game career with 2,002 points, 4,007 attempts for 26,920 passing yards and 236 TDs...Retired one month shy of 49th birthday...Played college ball at Kentucky.

DICK BUTKUS

Middle Linebacker

#51

Inducted: 1979**BEARS: 9 seasons (1965-73)****NFL: 9 seasons**

Third pick of 1965 draft...Beat out incumbent middle linebacker Bill George...Denied Rookie of the Year honors when edged by teammate and fellow Hall of Fame enshrinee Gale Sayers...Voted to first Pro Bowl after his second year, and returned every season...Seven-time all-NFL...Bears all-time leader with 25 fumble recoveries (third in NFL history) and second with 47 turnovers (fumbles + interceptions)...Born and raised in Chicago; attended college at Illinois.

GEORGE CONNOR

Tackle-Linebacker

#71, 81

Inducted: 1975**BEARS: 8 seasons (1948-55)****NFL: 8 seasons**

First of the big, mobile outside linebackers...All-NFL five times — including 1951 and '52 on both offense and defense...Voted to first four Pro Bowls (1951-54)...Dramatic display in 1952 Pro Bowl when, late in the game with opposition deep in territory, he made a tackle-for-loss on first down, solo stop on second down, sacked QB on third down, and batted down fourth down pass in the endzone...Injuries forced retirement after 1955 season...All-America one year at Holy Cross and two seasons at Notre Dame.

MIKE DITKA

Tight End-Coach

#89

Inducted: 1988**BEARS: Player (1961-66), Coach (1982-92)****NFL: 33 seasons**

First tight end inducted to the Hall...Credited for changing the tight end from a "third tackle" to a receiving position...NFL Rookie of the Year in '61 with 56 receptions (still a Bears rookie record)...Voted to Pro Bowl following five seasons...His 427 career catches were most in NFL history by a tight end until Kellen Winslow broke the mark in 1980...Holds four Bears records including consecutive games with a reception (49)...Assistant coach for Dallas before being named Bears head coach on January 20, 1982...Guided team to 112 wins, six NFC Central titles, three NFC Championship games, and the Bears only Super Bowl victory...Bears first-round pick (fifth overall) in 1961 from Pittsburgh.

BEARS HALL OF FAMERS

JOHN "PADDY" DRISCOLL Running Back #1, 20

Inducted: 1965 BEARS: 5 seasons (1920; 26-29) NFL: 10 seasons

The NFL's first "franchise" player...Triple threat athlete who excelled at running, punting, and drop-kicking for field goals...Played with Chicago Cardinals (1920-25)...Scored 27 points in 1923 game vs. Rochester (four TDs, three PATs)...His 50-yard field goal in 1925 was NFL record for several years...Born in Evanston, IL, and attended Northwestern.

DANNY FORTMANN Guard #21

Inducted: 1965 BEARS: 8 seasons (1936-43) NFL: 8 seasons

Ninth-round pick in NFL's first draft (1936)...As a rookie in 1936, at age 20, he was the league's youngest starter...Signal caller for linemen on offense and deadly tackler on defense...All-NFL from 1938-43...The Bears finished first five times, second twice, and third once during his eight years...Pursued medical studies at University of Chicago while playing with Bears...Played at Colgate.

BILL GEORGE Linebacker #61, 72

Inducted: 1974 BEARS: 14 seasons (1952-65) NFL: 15 seasons

Joined Bears in 1952 as "middle guard", but became league's first middle linebacker when he dropped off the line in 1954...All-NFL eight times in nine years...Voted to Pro Bowl eight straight seasons (1955-62)...Defensive signal caller final 10 seasons in Chicago...18 career interceptions...His 14 seasons tie for the most by a Bear player...Finished with Rams (1966)...Attended Wake Forest.

HAROLD "RED" GRANGE Running Back-Defensive Back #77

Inducted: 1963 BEARS: 7 seasons (1925; 29-34) NFL: 9 seasons

Joined Bears on Thanksgiving, 1925—just 10 days following final college game...Attracted crowds of 70,000 at the Polo Grounds and 75,000 in LA Coliseum during 1925 "tour"—16 games in two months to showcase the Galloping Ghost...Left Bears for NY Yankees of AFL in 1926 which joined NFL the following season...Suffered knee injury vs. Bears in 1927, and missed entire '28 season...Rejoined Chicago in 1929, but was "ordinary" ball carrier...Developed into a good defensive back...All-NFL in 1931...Made TD-saving tackle in final seconds of 1933 Championship Game 23-21 win over NY Giants...Played college ball at Illinois.

GEORGE HALAS End-Coach-Owner #7

Inducted: 1963 BEARS: 64 seasons (1920-83) NFL: 64 seasons

(See bio on page 164.)

ED HEALEY Tackle #16

Inducted: 1964 BEARS: 6 seasons (1922-27) NFL: 8 seasons

Acquired by Halas from Rock Island Independents (1920-22) in exchange for gate receipts (\$100) from late-season game in 1922...Ran more than 30 yards in 1924 to tackle his own teammate who was running the wrong way with an interception...Caught running back George Wilson from behind after hurdling several teammates in 1926 game vs. LA All-Stars...Termed "the most versatile tackle of all-time" by Halas...First president of Bear alumni association (1937)...Graduated from Dartmouth.

TURNOVERS TELLIN' THE TALE

During the 1996 NFL season, turnovers continued to be a major story for the Chicago Bears. When they won the turnover battle, the Bears had a 6-1 record. However, the Bears were 0-7 when on the short end of the turnover differential, and were 1-1 when turnovers were tied. Additionally of note: in Coach Wannstedt's four years in Chicago, the Bears are 19-2 when tops in turnovers, and 5-15 when on the downside of the differential.

BEARS HALL OF FAMERS

BILL HEWITT

Inducted: 1971

End

BEARS: 5 seasons (1932-36)

#56

NFL: 9 seasons

Last helmetless player...Four time all-NFL (1933, 34, 36, 37) and first to do so with two teams...Designed play to win 1933 NFL Championship: jump pass from fullback to Hewitt who caught and lateraled to another end...Played for Eagles (1937-39), missed 1940-42 seasons before returning with Philadelphia-Pittsburgh (1943)...Career: 101 catches for 1,606 yards and 25 TDs...Average player in high school and at Michigan.

STAN JONES

Inducted: 1991

Tackle / Guard

BEARS: 12 seasons (1954-65)

#78

NFL: 13 seasons

Selected by Chicago in fifth-round of 1953 draft...Started at tackle; switched to guard in 1954 and became eight-time Pro Bowler (1956-62)...Played offense and defense in 1962 but played solely defense in 1963—when the Bears won the NFL Championship...One of the first pro football players to concentrate on weightlifting...Missed just two games in his first 11 seasons...Traded to Redskins (1966) as a favor from Halas so he could finish his career near his Rockville, Maryland home...College Lineman of the Year for 1953 National Champion Maryland Terrapins.

SID LUCKMAN

Inducted: 1965

Quarterback

BEARS: 12 seasons (1939-50)

#42

NFL: 12 seasons

Obtained as second pick of 1939 draft...Bears all-time leader in yards (14,686), TDs (137), interceptions (132); second in attempts (1,744) and completions (904)...Club season record holder in QB rating (107.8 in 1943), TDs (28 in 1943), and interceptions (31 in 1947)...Led Bears T-formation attack which won four NFL Titles including 73-0 blitzing of Washington in 1940 Championship...Five-time all-NFL and 1943 league MVP...Passed for record-tying seven TDs in 1943 game vs. Giants...Came out of Columbia University.

ROY "LINK" LYMAN

Inducted: 1964

Tackle

BEARS: 7 seasons (1926-34)

#2, 11, 12, 14, 77

NFL: 11 seasons

Pioneered stunting, slanting, and shifting style defense...Began pro career with Canton (1922-23), winning two championships; moved to Cleveland where he again won a championship...Joined Frankford (1925) before finishing with Bears...Left Bears for 1929 season to play semi-pro ball and in 1932 to settle business problems...In his final two seasons Chicago won the NFL Championship (1933) and division (1934)...No high school ball (school had seven boys), but played at Nebraska.

GEORGE McAFEE

Inducted: 1966

Running Back - Defensive Back

BEARS: 8 seasons (1940-41; 45-50)

#5, 33

NFL: 8 seasons

Eagles first-round choice in 1940 (second overall)...Immediately traded to Bears for four players...Career average 12.78 yards on 112 punt returns is still NFL record...Returned a kickoff 93 yards for TD in first pro game...Saw little playing time on talent-laden 1940 and 1941 teams; went into the Navy for WWII; returned in 1945...25 career interceptions...All-America at Duke.

GEORGE MUSSO

Inducted: 1982

Tackle-Guard-Defensive Tackle

BEARS: 12 seasons (1933-44)

#16

NFL: 12 seasons

Signed by Halas for just \$90/game plus \$5 in expenses...Elected team captain in fourth season and kept the title remainder of career...First player to win all-NFL at two positions: tackle in 1935 and guard in 1937...College ball at Millikin.

FOURTH AND GO!

The Bears led the NFL in 1996 with 20 successful fourth down conversions. Their 28 attempts were second only to New England's 34 tries, and the Bears' 71.4% success rate was behind only Washington's 77.4%, (though the Redskins only had nine attempts, converting seven).

BEARS HALL OF FAMERS

BRONKO NAGURSKI

Inducted: 1963

Powerful, punishing runner who was also a threat to pass...Retired after eight seasons (1937) for a more profitable wrestling career...Returned in 1943 when Bears were short of players (due to WWII)...Played mostly at tackle, but scored TD to put Bears ahead to stay in 1943 Championship game...Ninth in Bears career rushing...High school teams were winless...All-American at Minnesota.

Fullback - Tackle

BEARS: 9 seasons (1930-37; 43)

#3, 16

NFL: 9 seasons

WALTER PAYTON

Inducted: 1993

(Payton's stats on page 165.)

Running Back

BEARS: 13 seasons (1975-87)

#34

NFL: 13 seasons

GALE SAYERS

Inducted: 1977

Fourth pick of 1965 draft...Career: 991-4,956-39 rushing; 112-1,307-9 receiving; 91-2,781-6 kickoff returns; 28-391-2 punt returns...Had 77-yard PR, 93-yard KOR and 25-yard TD pass in first pre-season game...Amassed 2,272 net yards and a rookie-record 22 TDs including record-tying six TDs vs. SF in inaugural season...Picked Rookie of the Year over Butkus...Voted to five Pro Bowls (1966-70) and was Offensive MVP of three...Suffered right knee injury in 1968, but bounced back for second 1,000-yard season...Left knee injury in 1970 ended career...Led NFL in rushing in '66 and '69...20 100-yard rushing games...Fourth on Bears all-time rushing list...Averaged 5.0 yards per carry in career...Set 23 club records and seven NFL marks...Youngest player ever elected to the Hall (34 years old) and his effective playing time is also the shortest of any Hall of Famer...Star back at Kansas.

Running Back

BEARS: 7 seasons (1965-71)

#40

NFL: 7 seasons

JOE STYDAHAR

Inducted: 1967

First player ever drafted by Bears...All-NFL left tackle (1937-40)...Left for WWII (1943-44), but returned to lead Chicago to 1946 Championship...Star player at West Virginia.

Tackle

BEARS: 9 seasons (1936-42; 45-46)

#13, 18

NFL: 9 seasons

GEORGE TRAFTON

Inducted: 1964

All-NFL center (unofficially) in eight of 13 seasons...Strong, tough, mean player—put four Rock Island players out of action in first 12 plays of a 1920 game...Notre Dame career was cut short when Knute Rockne caught him playing semi-pro ball.

Center

BEARS: 13 seasons (1920-32)

#13

NFL: 13 seasons

CLYDE "BULLDOG" TURNERCenter - Linebacker

Inducted: 1966

First-round draft pick in 1940...Flawless snapper and excellent blocker who was all-NFL six times...Could also play guard or tackle...Led league in 1942 with eight interceptions at linebacker...Played running back in emergency situations, scored 48-yard TD in 1944...Had 96-yard interception return for TD in 1947...Played college ball for Hardin-Simmons.

BEARS: 13 seasons (1940-52)

#66

NFL: 13 seasons

In addition to the 23 Bears Hall of Famers, six other inductees spent part of their careers with Chicago:

Player	Position	With Bears	Other teams
Jim Conzelman	Quarterback	1920	Rock Island Independents, Milwaukee Badgers, Detroit Panthers, Providence Steam Roller
Guy Chamberlin	End	1920-21	Canton Bulldogs, Cleveland Bulldogs, Frankford Yellow Jackets, Chi. Cardinals
Walt Kiesling	Guard	1934	Duluth Eskimos, Pottsville Maroons, Chi. Cards, Green Bay Packers, Pittsburgh Pirates
Bobby Layne	Quarterback	1948	NY Bulldogs, Detroit Lion, Pittsburgh Steelers
Alan Page	Defensive Tackle	1978-81	Minnesota Vikings
Jim Finks	General Manager	1974-83	Minnesota Vikings, New Orleans Saints

ALL-TIME FIRST-ROUND PICKS

Year	Pick	Player (position)	College	Year	Pick	Player (position)	College
1997	11th	(To Seattle for QB Rick Mirer and fourth rd. pick)		1964	14th	Dick Evey (DT)	Tennessee
1996	13th	Walt Harris (CB)	Mississippi State	1963a	10th	(To LA Rams for Joe Marconi, RB)	
1995	21st	Rashaan Salaam (RB)	Colorado	1963b	11th	Dave Behrman (C)	Michigan State
1994	11th	John Thierry (DE)	Alcorn State			(from Pit. for Ed Brown, QB)	
1993	7th	Curtis Conway (WR)	USC	1962	7th	Ronnie Bull (RB)	Baylor
1992	22nd	Alonzo Spellman (DE)	Ohio State	1961	5th	Mike Ditka (TE)	Pittsburgh
1991	22nd	Stan Thomas (T)	Texas	1960	7th	Roger Davis (G)	Syracuse
1990	6th	Mark Carrier (S)	USC	1959	7th	Don Clark (HB)	Ohio State
1989a	11th	Donnell Woolford (CB)	Clemson	1958	7th	Chuck Howley (LB/G)	West Virginia
		(from LA Raiders for WR Willie Gault)		1957	13th	Earl Leggett (DT)	LSU
1989b	12th	Trace Armstrong (DE)	Florida	1956	10th	Menon "Tex" Schriever (E)	Texas
		(from Wash. for LB Wilber Marshall)		1955	11th	Ron Drzewiecki (HB)	Marquette
1989c	25th	(To Miami for 2nd and 3rd round picks)		1954	6th	Stan Wallace (HB)	Illinois
1988a	23rd	Brad Muster (FB)	Stanford	1953	6th	Billy Anderson (HB)	Compton JC
1988b	27th	Wendell Davis (WR)	LSU	1952	8th	Jim Dooley (FL/HB)	Miami (FL)
		(from Wash. for LB Wilber Marshall)		1951a	2nd	Bob Williams (QB)	Notre Dame
1987	26th	Jim Harbaugh (QB)	Michigan			(from New York Yankees)	
1986	27th	Neal Anderson (RB)	Florida	1951b	10th	Billy Stone (HB)	Bradley
1985	22nd	William Perry (DT)	Clemson			(from disbanded Colts)	
1984	11th	Wilber Marshall (LB)	Florida	1951c	16th	Gene Schroeder (E)	Virginia
1983a	6th	Jim Covert (T)	Pittsburgh	1950	2nd	Chuck Hunsinger (HB)	Florida
1983b	18th	Willie Gault (WR)	Tennessee		10th	Harper Davis (HB)	Mississippi St.
		(from Tampa Bay for 1982 second round pick)				(from dispersal draft)	
1982	5th	Jim McMahon (QB)	BYU	1949	10th	Dick Harris (C)	Texas
1981	11th	Keith Van Horn (T)	USC	1948a	7th	Bobby Layne (QB)	Texas
1980	19th	Otis Wilson (LB)	Louisville			(from Det. through Pit. for Ray Evans, HB)	
1979a	4th	Dan Hampton (DT)	Arkansas	1948b	13th	Max Baumgardner (E)	Texas
		(from Tampa Bay for DT Wally Chambers)		1947a	1st	Bob Fenimore (HB)	Oklahoma St.
1979b	9th	Al Harris (DE)	Arizona State			(Bonus Choice)	
1978	20th	(To Cleveland for QB Mike Phipps)		1947b	11th	Don Kindt (HB)	Wisconsin
1977	15th	Ted Albrecht (T)	California	1946	4th	Johnny Lujack (QB)	Notre Dame
1976	8th	Dennis Lick (T)	Wisconsin	1945	7th	Don Lund (HB)	Michigan
		(from Det. for first- and third-round picks)		1944	8th	Ray Evans (HB)	Kansas
1975	4th	Walter Payton (RB)	Jackson State	1943	9th	Bob Steuber (HB)	Missouri
1974a	4th	Waymond Bryant (LB)	Tennessee St.	1942	10th	Frankie Albert (QB)	Stanford
1974b	20th	Dave Gallagher (DE)	Michigan	1941a	1st	Tom Harmon (HB)	Michigan
		(from LA Rams for WR Dick Gordon)				(from Phil. for John Schiechl, C)	
1973	8th	Wally Chambers (DT)	E. Kentucky	1941b	3rd	Norm Standlee (FB)	Stanford
1972a	3rd	Lionel Antoine (T)	S. Illinois			(from Pit. for Billy Patterson, QB)	
		(from Giants for Hyland and McRae)		1941c	9th	Don Scott (HB)	Ohio State
1972b	12th	Craig Clemons (S)	Iowa	1940	7th	Clyde "Bulldog" Turner (C/LB)	Hardin-Sims
1971	11th	Joe Moore (RB)	Missouri	1939a	2nd	Sid Luckman (QB)	Columbia
1970	2nd	(To GB for Caffey, Pitts, and Hyland)		1939b	6th	Bill Osmanski (FB)	Holy Cross
1969	14th	Rufus Mayes (T)	Ohio State			(from Pit. for Eggs Manske, E)	
1968	17th	Mike Hull (RB)	USC	1938	10th	Joe Gray (HB)	Oregon State
1967	10th	Lloyd Phillips (DE)	Arkansas	1937	8th	Les McDonald (E)	Nebraska
1966	12th	George Rice (DT)	LSU	1936	6th	Joe Stydahar (T)	West Virginia
1965a	3rd	Dick Butkus (LB)	Illinois				
		(from Pit. for '64 second and fourth rd. picks)					
1965b	4th	Gale Sayers (RB)	Kansas				
1965c	6th	Steve DeLong (DE)	Tennessee				
		(from Wash. for Coia and Williams)					

DID YOU KNOW?

Since their 46-10 Super Bowl XX win over the Patriots on January 26, 1986, the Bears have defeated every NFL team . . . except New England. This season, the Bears meet the Patriots on September 21 in Foxboro for only the third time in that twelve-year span.

ALL-TIME BEAR DRAFTS

1936 (Feb 8)

1. STYDAHAR, Joe, T. West Virginia
2. MICHAELS, Eddie, G. Villanova
3. ROSCOE, George, B. Minnesota
4. ALLMAN, Bob, E. Michigan St.
5. OCH, Vern, T. Minnesota
6. SMITHOFFERSON, Ted, B. Washington St.
7. SMITH, Dick, T. Minnesota
8. SYLVESTER, John, E. Colgate
9. FORTMANN, Dan, G. Rice

1937 (Dec 12, 1936)

1. McDONALD, Les, E. Nebraska
2. STEWART, Marv, C. LSU
3. PLASMAN, Dick, E. Vanderbilt
4. HAMMOND, Henry, E. Western (KS)
5. CONKRIGHT, Bill "Red," C. Oklahoma
6. BJORK, Del, T. Oregon
7. FRIEDMAN, J.W. "Buck," B. Rice
8. TOTH, Steve, B. Northwestern
9. GUEPE, Al, B. Marquette
10. WADE, Ed "Red," T. Utah St.

1938 (Dec 12, 1937)

1. GRAY, Joe, B. Oregon St.
2. FAMILIETTI, Gary, B. Boston U.
3. ZARNAS, Gust, G. Ohio St.
4. MASTERSON, Frank, E. Miami (FL)
5. RAMSEY, Frank, G. Oregon St.
6. SCHWARTZ, Alex, T. San Francisco
7. WIEGER, John, T. Butler
8. MICKOVSKY, Ray, B. Case W Reserve
9. DREHER, Fred, E. Denver

1939 (Dec 8, 1938)

- 1a. LUCKMAN, Sid, OB. Columbia (from PI)
- 1b. OSMANSKI, Bill, G. Holy Cross
2. WYSOCKI, John, E. Villanova
3. DELANEY, Joe, T. Holy Cross
4. Choice to Brooklyn
5. HEILEMAN, Charlie, E. Iowa St.
6. DANNIES, Bob, C. Pittsburgh
7. BRAY, Ray, G. Western Michigan
8. WOOD, Walt, B. Tennessee
9. BRAGA, Al, B. San Francisco
10. ROISE, Hal, B. Idaho
11. BOCK, Ed, G. Iowa St.
12. STOLFA, Anton, B. Luther
13. VOIGTS, Bob, T. Northwestern
14. ARMSTRONG, Ken, T. Tarkio
15. MASTERS, Raphael, E. Newberry
16. SHERMAN, Sol, B. Chicago
17. SIMONICH, Ed, B. Notre Dame
18. VOGELER, George, C. Oklahoma St.
19. FORTE, Aldo, T. Montana
20. KIRCHER, Everett, B. Iowa St.

1940 (Dec 9, 1939)

1. TURNER, Clyde "Bulldog," CLB. Hardin-Simmons
2. KAVANAUGH, Ken, E. LSU
3. KOLMAN, Ed, T. Temple
4. WOODENBERG, John, T. Denver
5. AKN, Leonard, G. Baylor
6. FORDHAM, Jim, B. Stanford
7. POOL, Hampton, G. Stanford
8. PACE, Tom, B. Utah
9. ARTOE, Lee, T. California
10. MCCUBBIN, Bill, E. Kentucky
11. CLARK, Harry, B. West Virginia
12. CRISCI, Frank, T. Case W Reserve
13. BARNES, Sherm, E. Baylor
14. CHRISTIANSON, Al, B. Knox
15. WHITE, Wilbur, T. Bradley
16. SCHLOSSER, Ralph, C. Gonzaga
17. POPOV, John, B. Cincinnati
18. BUSSEY, Young, B. LSU
19. McLARAN, Ray, B. St. Anselm
20. KIGHEFSKI, Walt, E. Miami (FL)

1941 (Dec 19, 1940)

1. HARMON, Tom, B. Michigan
2. STANDLEE, Norm, B. Stanford
3. SCOTT, Don, B. Ohio St.
4. GALLARNEAU, Hugh, B. Stanford
5. O'ROURKE, Charley, B. Boston College
6. O'BOYLE, Tommy, G. Tulane
7. FEDEROVICH, John "Ace," T. Davis & Elkins
8. HARTMAN, Fred, T. Rice
9. RANKIN, Dave, E. Purdue
10. MATUZA, Al, C. Georgetown
11. LAHER, Hal, G. Oklahoma
12. LAJANE, Jim, B. N Carolina
13. HARDIN, Jim, E. Kentucky
14. MORROW, Bob, E. Illinois Wesleyan
15. JOHNSON, Jim, B. Santa Clara
16. MARTIN, Johnny, B. Oklahoma
17. MULKEY, Jack, E. Fresno St.
18. OSTERMAN, Bob, C. Notre Dame
19. GLENN, Bill, B. Eastern Illinois
20. HAHNENSTEIN, Olie, B. Northwestern

1942 (Dec 22, 1941)

1. ALBERT, Frankie, B. Stanford
2. BORATYN, Joe, B. Holy Cross
3. RUBY, Martin, T. Texas A&M
4. BURRUS, H.C., E. Hardin-Simmons
5. JEFFRIES, Bob, G. Missouri
6. MAZNICKI, Frank, B. Boston College
7. PETTY, John, B. Purdue
8. MULLINS, Noah "Moon," B. Kentucky
9. GEYER, Bill, B. Colgate
10. DANIELL, Jim, T. Ohio St.
11. HUNT, Jack, B. Marshall
12. GUDE, Henry, C. Vanderbilt
13. KRUTULIS, Joe, E. Miami (FL)
14. ABEL, George, G. Nebraska
15. EDMISTON, Don, T. Tennessee
16. RAST, Holt, E. Alabama
17. JONES, Edgar, B. Pittsburgh
18. TESSENDORF, Bill, T. Gonzaga
19. KISSELL, Adolph, B. Boston College
20. CLARKSON, Stu, C. Texas A & I

1943 (Apr 8)

1. STEUBER, Bob, HB. Missouri
2. EVANS, Fred "Dicky," HB. Notre Dame
3. STRAMM, Ed, T. Stanford
4. PALMER, Derrell, T. TCU
5. VUCINICH, Milt, C. Stanford
6. BEALS, Alvin, E. Santa Clara
7. JURKOVICH, Jim, HB. California
8. LAMB, W.G. "Dub," E. Oklahoma
9. HAMMETT, Ray "Duke," QB. Stanford
10. ZIKMUND, Al, HB. Nebraska
11. WOOD, Clark, T. Kentucky
12. ARMS, Loyd, T. Oklahoma St.
13. STURDY, Lyle, FB. Wichita St.
14. COMLINSOON, Buddy, T. Hardin-Simmons
15. PRESTON, Pat, T. Wake Forest
16. NORBERG, Hank, E. Stanford
17. LYONS, Pat, E. Wisconsin
18. BUTLER, Marion, HB. Clemson
19. SANTUCCI, Al, C. Santa Clara
20. JOHNSON, Orville, G. SMU
21. BOUDREAU, Wally, HB. Boston College
22. BAUMANN, Bob, T. Wisconsin
23. HOLTSCHER, Elwood, C. Shurtleff
24. KELLER, Ben, G. Duquesne
25. BLOCK, Charley, E. Shurtleff
26. BRANNON, Ted, T. Rice
27. WAYNE, Lou, E. Texas
28. CREEVEY, Dick, HB. Notre Dame
29. BUFFINGTON, Bill, HB. Purdue
30. PETERSON, Woody, FB. Utah

1944 (Apr 19)

1. EVANS, Ray, B. Kansas
2. SMEJA, Rudy, E. Michigan
3. CROFT, Abe, E. SMU
4. STANLEY, C.B., T. Tulsa
5. SEELEY, Darwin, C. Stanford
6. FAWCETT, Randall, B. Stanford
7. MORTON, Jack, E. Missouri

8. STARFORD, Bill, C. Wake Forest
9. HOUSTON, Lin, G. Ohio St.
10. MOORE, J.P., B. Vanderbilt
11. DUFFEY, Bill, E. Georgetown
12. HARTLEY, Joe, T. LSU
13. MILNER, Bill, G. Duke
14. HIRSCH, Ed, B. Northwestern
15. RYCKELEY, Ed, E.G. Georgia Tech
16. PLASMAN, Howdy, B. Miami (FL)
17. FRENCH, Barry, T. Purdue
18. TAYLOR, Paul, B. USC
19. MARGARITA, Hank, B. Brown
20. DAVIS, Ed, B. Oklahoma
21. JAMISON, Dick, T. USC
22. BORTKA, Jack, B. Kansas St.
23. RUSKUSKY, Roy, E. St. Mary's (CA)
24. FRANK, Harry, B. Northwestern
25. MCKEAN, Jack, T. Alabama
26. MITCHELL, Charley, B. Tulsa
27. BOYLE, Pat, G. Wisconsin
28. PEPPER, Bernie, T. Missouri
29. VOGT, Karl, T. Villanova
30. ENDRES, Bob, G. Colgate

1945 (Apr 6)

1. LUND, Don, B. Michigan
2. ALLEN, Charley, B. SMU
3. MASTERSON, Forest, C. Iowa
4. SHAW, Wayne, B. SMU
5. BURGEIS, Glen, T. Tulsa
6. O'BRIEN, Pat, T. Purdue
7. MATTHEY, Bill, C. Oregon
8. POE, Bill, B. Minnesota
9. AVERY, Chuck, B. Minnesota
10. BOYD, Jack, B. UCLA
11. ELLSWORTH, Ralph, B. Texas
12. MATTECCI, Frank, G. Pittsburgh
13. GIBSON, Merle, E. TCU
14. CREEVEY, John, B. Notre Dame
15. SACRINTY, Nick, B. Wake Forest
16. KEANE, Jim, C. Iowa
17. NIEDZELA, Bruno, T. Iowa
18. WILLIAMS, Broughton, E. Florida
19. STICKE, Walt, T. Pennsylvania
20. LIVINGSTON, Bob, B. Notre Dame
21. VARGON, Mike, E. Kansas St.
22. WRIGHT, Charley, G. Iowa St.
23. GREEN, Jack, G. Alabama
24. GAMBINO, Lu, B. Indiana
25. JONES, Ray, B. Texas
26. HARY, Bob, B. Minnesota
27. FORKOVICH, Nick, B. William & Mary
28. ROBINSON, Don, B. Michigan
29. JOHNSTON, Wayne, B. Marquette
30. GROVES, George, C. Marquette

1946 (Jan 14)

1. LUJACK, Johnny, QB. Notre Dame
2. RYKOVICH, Julie, B. Illinois
3. BROYLES, Frank, QB. Georgia Tech
4. KNOTTS, Ernie, G. Duke
5. SCHNEIDER, Don, B. Pennsylvania
6. SCRUGGS, Ted, E. Rice
7. BEARD, Wendell, T. California
8. ZIEGLER, John, B. Colorado
9. DROPO, Walt, E. Connecticut
10. HARRIS, Bill, C. Auburn
11. ALLEN, Eddie, B. Pennsylvania
12. BAUMAN, Frank, E. Illinois
13. NOSTRUM, Reed, T. Utah
14. CHATTERTON, Dick, B. BYU
15. TIMKO, Johnny, C. Temple
16. HAZELWOOD, Ted, T. North Carolina
17. JOHNSON, Dick, C. Baylor
18. BOETTCHER, Art, B. Shurtleff
19. GALLAGHER, Tom, B. Illinois
20. ADAMS, Johnny, B. Denver
21. WIDSETH, Dean, T. Bemidji St.
22. KOCHINS, George, T. Bucknell
23. HOISCH, Al, B. Stanford
24. GRIGICH, Vico, E. Santa Clara
25. RICHARDS, Allen, B. Cincinnati
26. TUNSTILL, Jess, B. Kentucky
27. SMOCK, Ken, B. Purdue
28. WELDON, Howard, G. N Carolina
29. COOK, Johnny, B. Georgia
30. FRANK, Harry, B. Northwestern

ALL-TIME BEAR DRAFTS

1947 (Dec 16, 1946)

- 1a. FENIMORE, Bob, HB, Oklahoma St. (Bonus choice)
- 1b. KINDT, Don, HB, Wisconsin
2. MININI, Frank, FB, San Jose St.
- 3a. CANADY, Jim, HB, Texas
- 3b. MERRIMAN, Lloyd B, Stanford (from Chi Cards)
- 4a. WETZ, Harlan, T, Texas
- 4b. STEPHENS, Roger, B, Cincinnati (from Phil)
5. MOSELEY, Red, E, Georgia
6. SMITH, R.A., E, Mississippi
7. EDELMAN, Dwight, HB, Illinois
8. TUCKER, Arnold, QB, Army
9. HATCH, Larry, HB, Washington
10. ADAMLE, Tony, C, Ohio St.
11. FRITZ, Emil, G, Maryland
12. TURNER, Jim, T, California
13. GOODALL, Wayne, E, Oklahoma City
14. GAGNE, Verne, E, Minnesota
15. DREYER, Wally, HB, Wisconsin
16. PUPA, Walt, FB, North Carolina
17. McLELLAN, John, T, Montana St.
18. CROMER, Bill, FB, Texas
19. READER, Russ, HB, Michigan St.
20. BATCHELOR, Jim, B, East Texas St.
21. LAWLER, Allen, HB, Texas
22. BERLIN, Gordon, C, Washington
23. CUNNINGHAM, John, E, California
24. MORRIS, Max, B, Northwestern
25. MORRIS, Bill, E, Oklahoma
26. BAUMGARDNER, Joe, HB, Texas
27. McCARTHY, Jerry, E, Pennsylvania
28. PIERCE, Jack, HB, Illinois
29. EHLERS, Ed, HB, Purdue

1948 (Dec 19, 1947)

- 1a. LAYNE, Bobby, QB, Texas (from Pittsburgh)
- 1b. BUMGARDNER, Max, E, Texas
2. GARRETT, Dub, T, Mississippi St.
3. RAMSEY, Knox, G, William & Mary
4. BRUGGE, Bob, B, Ohio St.
5. Choice to Detroit
6. McWILLIAMS, Tom, B, Army, Mississippi St.
7. MILLS, Maizack, T, Virginia Military
8. FLANAGAN, Dick, E, Ohio St.
9. McDOWELL, Jim, G, William & Mary
10. SHEEHAN, Mel, E, Missouri
11. SCOTT, Dick, C, Navy
12. CLINE, Olie, B, Ohio St.
13. GOODE, Bob, B, Texas A&M
14. GRIMMSTEIN, Clyde, E, Purdue
15. FALLON, John, G, Virginia
16. BROWN, Ray, B, Virginia
17. HILEMAN, Bob, C, California
18. GAY, Thurman, T, Oklahoma St.
19. BLOUNT, Ralph, E, Texas
20. BOONE, JR., B, Tulsa
21. DUNCAN, Jim, E, Wake Forest
22. GATEWOOD, Jimmy, B, Georgia
23. BRUMM, George, C, Pacific
24. DIETZEL, Paul, C, Miami (OH)
25. CLASBY, Ed, B, Boston College
26. HARDISON, Fred, E, Duke
27. VAN DEREN, Frank, E, California
28. PIETKIEWICZ, Al, E, San Francisco
29. COX, Norm, B, TCU
30. SMITH, Truett, T, Mississippi St.

1949 (Dec 21, 1948)

1. HARRIS, Dick, C, Texas
2. GRIMES, Billy, B, Oklahoma St.
3. O'QUINN, Johnny, E, Wake Forest
4. BENDRICK, Ben, B, Wisconsin
5. HOFFMAN, John, B, Arkansas
6. KRALL, Jerry, B, Ohio St.
7. JONES, Wally, E, Kentucky
- 8a. WEATHERLY, Gerry, C, Rice (from Det)
- 8b. WIGHTKIN, Bill, E, Notre Dame
9. TOKARZCY, Dolph, G, Pennsylvania
10. WALL, Len, B, Carson-Newman
11. TIBLER, Jerry, B, Mississippi
12. BLANDA, George, QB, Kentucky
13. TALIAFERRO, George, B, Indiana

14. KELLY, Ernie, G, Texas-El Paso
15. FAVERTY, Hal, G, Wisconsin
16. WAHL, Al, T, Michigan
17. CORBISIERO, John, B, Middlebury
18. MORAN, Jim, B, John Carroll
19. MITTEN, Bob, G, North Carolina
20. HECK, Bob, B, Pacific
21. DUNCAN, Jim, E, Duke
22. BERTUZZI, Dick, B, Kansas
23. KANE, Harry, C, Pacific
24. SMITH, Bernie, T, Texas-El Paso
25. MARCZYK, Stan, T, North Carolina

1950 (Jan 21-22)

- 1a. HUNSINGER, Chuck, B, Florida (from NY Bulldogs)
- 1b. MORRISON, Fred, B, Ohio St.
2. DOTTLEY, John "Kay", B, Mississippi
3. ROMANICK, Steve, B, Villanova
- 4a. NOVAK, Tom, C, Nebraska (from Pitt)
- 4b. PAPALED, Don, G, Boston College
5. ZALEJSKI, Ernie, B, Notre Dame
- 6a. PERRICONE, Gaspar, B, Western (from NYG)
- 6b. HANSEN, Wayne, C, Texas-El Paso
7. PRATHER, Rollin, E, Kansas St.
8. NEVILLS, Sam, T, Oregon
- 9a. REID, Floyd, B, Georgia (from NY Bulldogs)
- 9b. BRAZEL, Dick, B, Missouri
10. WAHL, Al, T, Michigan
11. HELWIG, John, G, Notre Dame
12. ROOF, Kenny, B, Oklahoma St.
13. DEMPSEY, Frank, T, Florida
14. HOVER, Al, G, LSU
15. GLISSON, Jimmy, B, Tulane
16. BRADLEY, Ed, E, Wake Forest
17. JANASZEK, Ray, B, Dayton
18. ANDREWS, Rupert, B, Stanford
19. BYE, Billy, B, Minnesota
20. CRAWFORD, Jim, G, Mississippi
21. ANGLE, Bob, B, Iowa St.
22. BYLER, Jim, G, North Carolina St.
23. BINGHAM, Bill, T, Harding
24. POLESKE, Walt, B, Pacific
25. SAMUELS, Perry, B, Texas
26. SELLA, George, B, Princeton
27. DAVIS, Wilton, B, Hardin-Simmons
28. KENARY, Jim, B, Harvard
29. NADHERN, Fred, B, Yale
30. MARKERT, Allen, T, Minnesota

1951 (Jan 18-19)

- 1a. WILLIAMS, Bob, QB, Notre Dame (from Balt)
- 1b. STONE, Billy, B, Bradley (from NYG)
- 1c. SCHROEDER, Gene, E, Virginia
2. GEORGE, Bill, T, Wake Forest
3. WHITE, Wilford "Whizzer", B, Arizona St.
- 4a. MOSER, Bob, C, Pacific
- 4b. JELLEY, Tom, E, Miami (FL) (from NYG)
5. ROWLAND, Brad, B, McMurtry
6. FALKENBERG, Herb, B, Trinity (TX)
7. LEA, Paul, T, Tulane
8. MAYES, Clair, G, Oklahoma
9. GREGUS, Bill, B, Wake Forest
10. SHERRILL, J.W., B, Tennessee
11. HARDIMAN, Tom, B, Georgetown
12. HAIRSTON, Lawrence, T, Nevada-Reno
13. WRIGHT, Charley, B, West Texas St.
14. WOODS, Bailey, B, Abilene Christian (TX)
15. HALL, Sid, C, Pacific
16. VOLM, Frank, E, Marquette
17. DUFEK, Don, B, Michigan
18. BROWN, Chuck, G, Illinois
19. LISAK, Ed, B, Oklahoma
20. SMITH, Larry, C, South Carolina
21. HIGGINS, Larry, B, Fordham
22. HANSON, Bob, G, Montana
23. HLAVAC, Rene, T, Nebraska-Omaha
24. DOKAS, Pete, E, Mansfield
25. MILLER, Johnny, B, Northwestern
26. ROGERS, Buddy, B, Arkansas
27. TAYLOR, Jerry, C, Wyoming
28. CAMPBELL, Leon, B, Arkansas*
29. JUSTICE, John, G, Santa Clara
30. BUTLER, Charley, E, George Washington

* Selected from disbanded Baltimore franchise

1952 (Jan 17)

1. DOOLEY, Jim, B, Miami (FL)
2. MACON, Edde, B, Pacific
3. MCCOLL, Bill, E, Stanford
4. CLARK, Herman, T, Oregon St.
- 5a. HOFFMAN, Jack, E, Xavier (OH) (from Pitt)
- 5b. WILLIAMS, Fred, T, Arkansas
6. BROWN, Ed, QB, San Francisco
7. FORTUNATO, Joe, B, Mississippi St.
- 8a. BISHOP, Bill, T, N Texas St. (from Pitt)
- 8b. JURNBY, Billy, E, Arkansas
9. CROSBY, Bobby, T, Stephen F. Austin
10. Choice to Green Bay
11. MILLER, Bill, B, Wake Forest
12. KOZAR, Andy, B, Tennessee
13. ATHAN, Rich, B, Northwestern
14. GALLOWAY, Gale, C, Baylor
15. KAZMAIER, Dick, B, Princeton
16. SPEARS, Bob, FB, Yale
17. CARROLL, John, T, Houston
18. O'CONNELL, Tommy, QB, Illinois
19. REIDENBACH, Ken, T, Drake
20. LESANE, Jimmy, B, Virginia
21. DAFFER, Ted, G, Tennessee
22. GREGORY, Dick, B, Minnesota
23. NESTOR, Paul, T/E, Maryland
24. MUNDINGER, Dick, T, Minnesota
25. STODDARD, Bob, T, Utah St.
26. McLEROY, Bucky, FB, S. Mississippi
27. REID, Bob, B, Baylor
28. MCSHOCK, Karney, FB, Maryland
29. RIGGS, Teddy, B, Rice
30. SHEMONSKI, Bob, HB, Maryland

1953 (Jan 22)

1. ANDERSON, Billy, B, Compton J.C.
2. BRATKOWSKI, Zeke, QB, Georgia
3. ROWEKAMP, Bill, B, Army, Missouri
4. KOCH, Joe, B, Wake Forest
5. JONES, Stan, T, Maryland
- 6a. DECARLO, Kline, B, Georgia
- 6b. GILBERT, Kline, T, Mississippi (from SF)
- 7a. McLEROY, Bucky, B, S. Mississippi (from Wash)
- 7b. BINGHAM, Don, B, Sul Ross
8. KREAMCHECK, John, T, William & Mary
9. ASHLEY, Bruno, T, East Texas St.
10. MOORE, Jimmy, B, Florida A&M
- 11a. SLOWEY, Jim, C, Georgetown
- 11b. CHARNEY, Ralph, B, Kentucky (from Pitt)
12. LAWRENCE, Jim, T, Duke
13. STRICKLAND, Larry, C, N Texas St.
14. CARL, Harland, B, Wisconsin
15. JECRA, Ralph, G, Northwestern
16. HATLEY, John, T, Sul Ross
17. BEAL, Bob, E, California
18. SHYRUS, Jim, B, Clemson
19. BYRUS, Bill, T, Iowa St.
20. MAHIN, Tom, T, Purdue
21. MARTIN, Wayne, E, TCU
22. WOOD, Wayne, T, Memphis St.
23. MASK, Jim, E, Mississippi
24. HATCHER, Paul, C, Arkansas City J.C.
25. PICKARD, Clyde, G, Wake Forest
26. EVANS, Bob, T, Pennsylvania
27. WALLEN, Marvin, B, Arizona St.
28. CADWELL, Jim, T, Tennessee St.
29. LEWIS, Jack, E, Wake Forest
30. BREHANY, Bill, QB, Virginia Military

1954 (Jan 28)

1. WALLACE, Stan, HB, Illinois
2. CASARES, Rick, FB, Florida
3. MEADOWS, Ed, T, Duke
4. PATTERIA, Frank, B, Notre Dame
5. GRIFFIS, Bob, G, Furman
6. HUDSON, John, G, Rice
7. CECERE, Ralph, B, Villanova
8. GARLINGTON, Tom, T, Arkansas
9. GIEL, Paul, B, Minnesota
10. ANDREWS, D.C., E, Hardin-Simmons
11. WALLEN, Ron, B, Minnesota
12. FARAGALLI, Joe, G, Villanova
13. SEAHOLM, Julius, G, Texas
14. MILLER, Ken, FB, Illinois
15. HILL, Harlan, E, N Alabama

ALL-TIME BEAR DRAFTS

16. LINDLEY, Earl, B, Utah St.
17. WOODARD, Lou, C, Sam Houston St.
18. MOORE, McNeil, B, Sam Houston St.
19. LUM, Jim, T, Louisiana Tech
20. LADD, Jim, E, Bowling Green
21. CLEERE, Sonny, T, Abilene Christian
22. SUMNER, Charlie, B, Miami & Mary
23. LEE, Herman, T, Florida A&M
24. JARRETT, Bill, B, West Virginia
25. FEAMSTER, Tom, E, Florida St.
26. PETROKA, Lou, B, Boston U.
27. ONISKEY, Dick, C, Tenn-Chattanooga
28. UNDERWOOD, P.W., G, Mississippi St.
29. BEALE, Alvin, QB, Trinity (TX)
30. HALUSKA, Jim, B, Wisconsin

1955 (Jan 27-28)

1. DRZEWIECKI, Ron, HB, Marquette
2. WATKINS, Bobby, HB, Ohio St.
3. Choice to Cleveland
4. O'MALLEY, Joe, E, Georgia
5. KENDALL, Leland, T, Oklahoma St.
- 6a. SHANNON, Dan, E, Notre Dame (from Wash)
- 6b. MOSELY, Henry, HB, Morris Brown
7. STURGESS, Bruce, HB, William & Mary
8. VERKERK, Gene, T, N Texas St.
9. LAVERY, Jim, HB, Scranton
10. ALLEN, John, E, Arizona St.
11. REDFIELD, Tom, E, Delaware
12. BRATT, Clarence, HB, Wisconsin
13. CASH, Norm, HB, Sul Ross
14. NICKLA, Ed, G, Tennessee
15. SMITH, J.D., FB, N Carolina A&T
16. Choice to Chicago Cardinals
17. HARRISON, Mel, C, Sam Houston St.
18. ROACH, Claude, G, TCU
19. JONES, Allen, B, Baylor
20. JAMES, Joe, T, Howard Payne
21. HALL, Choyce, C, MWestern St. (TX)
22. ALLISON, Carl, B, Oklahoma
23. BARGER, Jerry, B, Duke
24. YOUNG, Joe, E, Marquette
25. DEES, Charles, T, Tyler J.C.
26. JETER, Perry, HB, Cal Poly-SLO
27. KINLEY, Joel, G, Tennessee
28. WRIGHT, Charley, E, Prairie View A&M
29. KLEIN, Dick, T, Iowa
30. FOUTS, Jerry, HB, MWestern St. (TX)

1956 (Nov 29, 1955 & Jan 12, 1956)

1. SCHRIEVER, Menan, E, Texas
2. BRACKETT, M.L., T, Auburn
3. Choice to Cleveland
4. MELLEKAS, John, T, Arizona
5. GALLMORE, Willie, B, Florida A&M
6. Choice to Cleveland
7. CAROLINE, J.C., B, Illinois
8. KLAUWITTER, Dick, C, South Dakota St.
9. VARGO, Ken, C, Ohio St.
10. LUCAS, Dick, E, Boston College
11. JANKANS, John, E, Arizona St.
12. CRUZE, Buddy, E, Tennessee
13. GROGG, Dick, G, Minnesota
14. GRAHAM, Mike, E, Colgate
15. FITZGERALD, Dick, FB, Notre Dame
16. BROWN, Ray, B, Florida
17. ADAMS, Tom, E, UCLA
18. PAYTON, Earl, B, Prairie View A&M
19. SMITH, John, B, UCLA
20. MAXIME, Charley, G, Auburn
21. WADDELL, Jimmy, B, Compton J.C.
22. BILLINGS, Joe, T, Memphis St.
23. HOLT, Lou, E, Howard Payne
24. CASTETE, Jess, B, McNeese St.
25. HENTSCHEL, Jerry, T, Sam Houston St.
26. ORR, Don, B, Vanderbilt
27. BUCHANAN, Waylon, E, East Texas St.
28. ALEXANDER, Bob, B, Trinity (CT)
29. KRIETEMEYER, Billy, B, Vanderbilt
30. BUCKLER, Jim, G, Alabama

1957 (Nov 27, 1956 & Jan 31, 1957)

1. LEGGETT, Earl, T, LSU
2. SWINK, Jim, B, TCU
3. KNOX, Ronnie, QB, UCLA

4. JOHNSON, Jack, B, Miami (FL)
5. ZUCCO, Vic, B, Michigan St.
6. DICKINSON, Bo, B, S. Mississippi
7. DeLUCA, Gerry, T, Mid Tennessee St.
- 8a. WARD, Al, B, Yale (from Pitt)
- 8b. KILCOULLEN, Bob, T, Texas Tech
9. BROWN, Bill, G, Syracuse
10. MURPHY, Bill, E, Fresno St.
11. HAMPTON, Roger, B, McNeese St.
12. SORENSON, Larry, T, Utah St.
13. WILLIAMS, Don, B, Texas Tech
14. SCHMIDT, Bob, B, Memphis St.
15. HOSEK, Tony, E, West Virginia
16. HEURING, Ed, E, Maryland
17. HEINE, Don, E, Murray St.
18. WHARTON, Al, G, Maryland
19. HERMSEN, Lee, B, Marquette
20. FRAZIER, Al, B, Florida A&M
21. JAMES, Jerry, E, LSU
22. DALZELL, Tom, T, Virginia Tech
23. PERROYA, Don, T, SE Louisiana
24. LUTTERBACK, Ken, B, Evansville
25. RYAN, Joe, C, Villanova
26. HARRIS, Gehrig, B, Grambling
27. BROWN, Nick, G, Fresno St.
28. EMERSON, Tom, G, Oklahoma
29. CARAWAY, Donnie, B, Houston
30. WESLEY, Sam, B, Oregon St.

1958 (Dec 2, 1957 & Jan 28, 1958)

1. HOWLEY, Chuck, G, West Virginia
2. DEWYEALL, Willard, E, SMU
- 3a. COOKE, Ed, E, Maryland
- 3b. HEALY, Don, T, Maryland (from Clev)
4. BARNES, Erich, B, Purdue
5. JEWETT, Bob, E, Michigan St.
6. DOUGLAS, Merrill, B, Utah
7. BENTLEY, Gene, B, Texas Tech
8. RUTSCH, Ed, G, George Washington
9. ANDERSON, Ralph, E, Cal St.-LA
10. LEWIS, Aubrey, B, Notre Dame
11. CINELLI, Rocco, T, Wisconsin
12. MORRIS, Johnny, HB, Cal-Santa Barbara
13. Choice to New York Giants
14. MELNIK, Bill, T, Army
15. HARRYMAN, Jim, B, Compton J.C.
16. PLEGER, Ken, T, Capital
17. EATON, Dick, C, Richmond
18. DUPLER, Phil, B, Duke
- 19a. ROEHNELT, Bill, G, Bradley (from GB)
- 19b. CHANCEY, Bill, E, West Virginia
20. RUTLEDGE, Les, T, Michigan St.
21. MILLER, Bill, T, NM Highlands
22. CARTER, Al, B, Tennessee
23. DAW, Ken, B, Sam Houston St.
24. MOON, Russ, T, Virginia Tech
25. BARRON, Bob, C, St. Norbert
26. LYLES, Bob, B, Memphis St.
27. NAPOLSKI, Ben, E, Northwestern
28. MAIN, Wilbur, B, Maryland
29. HAKES, Glen, G, New Mexico
30. HALUM, Bobby, QB, Mid Tennessee St.

1959 (Dec 2, 1958)

1. CLARK, Don, B, Ohio St.
2. PETTIBON, Richie, QB, Tulane
3. JOHNSON, Pete, B, Virginia Military
4. Choice to LA Rams
5. ADAMS, John, B, Cal St.-Los Angeles
6. COLE, Fred, G, Maryland
7. TUCKER, Jim, E, Tenn-Chattanooga (from Phil)
- 8a. CLARK, Dick, B, Baylor
- 8b. SMITH, Willie, T, Michigan (from NYG)
9. YOUNG, Maury, T, Syracuse
10. CORONADO, Bobby, E, Pacific
11. GRAY, Ed, T, N Texas St.
12. ROWLAND, Justin, E, TCU
13. JONES, Gene, B, Rice
14. ROBB, Joe, T, TCU
15. LeCLERC, Roger, C, Trinity (CT)
16. REDDING, Don, T, North Carolina
17. NEAL, Willie, B, Jackson St.
18. ASBURY, Ken, B, Missouri Valley
19. PLAIN, Chris, T, Stanford

20. CARCATERA, Tony, E, Elon
21. STONE, Donnie, B, Arkansas
22. RUBAL, Lennie, B, William & Mary
23. HALLER, Bob, T, NW Missouri St.
24. SPAIN, Bob, T, Baylor
25. HUNTER, Bob, C, Joseph's (IN)
26. KUNDE, Bob, T, Capital
27. AVENI, John, E, Indiana
28. WILLIAMS, Bob, E, Notre Dame
29. SOUTHERN, Eddie, E, Texas
30. JACKSON, Cliff, B, North Carolina Central

1960 (Date unknown; NFL held secret draft to get jump on new AFL)

1. DAVIS, Roger, G, Syracuse
2. Choice to Washington
3. MEREDITH, Don, QB, SMU
4. MARTIN, Billy, B, Minnesota
5. NORMAN, Dick, QB, Stanford
6. KOVAC, Ed, B, Cincinnati
7. BIVINS, Charley, B, Morris Brown
8. MANNING, Pete, E, Wake Forest
9. KIRK, Ken, C, Mississippi
10. Choice to Pittsburgh
- 11a. FANNING, Stan, T, Idaho (from Phil)
- 11b. SWAN, Glenn, HB, Kentucky
12. SPADREWCZ, Tom, T, Brown
13. BUDA, Bob, E, Duke
14. SOREY, Jim, T, Texas Southern
15. LASHUA, Warren, B, Whitworth
16. FARRINGTON, John, B, E, Prairie View A&M
17. HANNA, Jim, E, USC
18. KING, Claude, B, Houston
19. ROBERTS, Lloyd, T, Georgia
20. COIA, Angelo, B, USC

1961 (Dec 27-28, 1960)

1. DITKA, Mike, E, Pittsburgh
2. BROWN, Bill, B, Illinois
3. GIBSON, Claude "Hook", B, N Carolina St.
4. LADD, Ernie, T, Grambling
5. LINCOUN, Keith, B, Washington St.
6. FLEMING, George, B, Washington
7. PYLE, Mike, C, Yale
8. RYAN, Ed, B, Michigan St.
9. BETHUNE, Bob, B, Mississippi St.
10. HARNES, Jason, E, Michigan St.
11. FEWELL, Sam, T, South Carolina
12. DYER, Howard, QB, Virginia Military
13. McLEOD, Bob, E, Abilene Christian (TX)
14. TYRER, Earl, T, Ohio St.
15. LINNING, Chuck, T, Miami (FL)
16. FRAZIER, Wayne, C, Auburn
17. BARFIELD, Rossie, E, North Carolina Central
18. FINN, John, T, Louisville
19. CHARLES, Ben, QB, South Carolina
20. MASON, Gordon, B, Tennessee Tech

1962 (Dec 4, 1961)

1. BULL, Ronnie, B, Baylor
- 2a. BROCK, Clyde, T, Utah St. (from Pitt)
- 2b. MORA, Bernie, B, Michigan
- 3a. BATES, Jim, E, USC (from Dal)
- 3b. HALL, Bill, E, Wake Forest
4. CADILE, Jim, T, San Jose St.
- 5a. BURTON, Mac, E, San Jose St. (from Wash)
- 5b. TUNNICLIFF, Bill, FB, Michigan
6. Choice to Philadelphia
7. OBRADOVICH, Ed, E, Illinois
- 8a. REYNOLDS, Ed, T, Tulane
- 8b. ONESTI, Larry, C, Northwestern (from NYG)
9. WINSTON, Kelton, HB, Wiley
10. WEAVER, LeRoy, B, Adams St.
11. ROBINSON, Jerry, HB, Grambling
12. WATTS, Bill, T, Miami (FL)
13. PERKOWSKI, Joe, B, Notre Dame
14. VON SOHN, Andy, C, UCLA
15. MARTIN, Kent, T, Wake Forest
16. NELSON, John, C, Xavier (OH)
17. GLASS, Glenn, HB, Tennessee
18. KELLUM, Tommy, B, LSU
19. NECK, Bill, T, Tulane
20. ROBERTS, Jack, T, Ohio St.

ALL-TIME BEAR DRAFTS

1963 (Dec 3, 1962)

- 1a. Choice to Los Angeles Rams
- 1b. BEHRMAN, Dave, C, Michigan St. (from Pit)
- 2a. BARNETT, Steve, T, Oregon (from Dal)
- 2b. JENCKS, Bob, E, Miami (OH)
3. GLUECK, Larry, DB, Illinois
- 4a. SANDERS, Stan, E, Whittier (from SF)
- 4b. MITCHELL, Charley, HB, Washington (from Pit)
- 4c. Choice to Baltimore
5. Choice to San Francisco
- 6a. JOHNSON, John, T, Indiana (from Pit)
- 6b. MATHIESON, Dave, QB, Washington St.
7. UNDERHILL, Paul, B, Missouri
8. HARMON, Dennis, DB, Southern Illinois
- 9a. DAY, Monte, T, Fresno St. (from Dal)
- 9b. WATSON, Dave, LB, Georgia Tech
10. HOERSTER, Ed, LB, Notre Dame
11. TULLIS, James, DB, George Washington
12. DRUMMOND, Dick, B, George Washington
13. SZUMCZYK, John, FB, Trinity (CT)
14. BANKS, Gordon, B, Fisk
15. DENTEL, Bob, CLB, Miami (FL)
16. CAYLOR, Lowell, DB, Miami (OH)
17. SSK, John, B, Miami (FL)
18. SLABAUGH, Jeff, E, Indiana
19. YAKSICK, Bob, DB, Rutgers
20. GREGORY, John, E, Baldwin-Wallace

1964 (Dec 2, 1963)

1. EWEY, Dick, T, Tennessee
- 2a. Choice to Pittsburgh
- 2b. MARTIN, Billy, E, Georgia Tech (from LA Rams)
- 2c. CRAIN, Pat, HB, Clemson (from Pit)
3. BLANKS, Sid, HB, Texas A&M
- 4a. BUDKA, Frank, HB, Notre Dame
- 4b. REILLY, Mike, LB, Iowa (from Min)
5. CONNERS, Dan, T, Miami (FL)
6. JONES, Jimmy, E, Wisconsin
7. LOGAN, Chuck, E, Northwestern
8. RAKESTRAW, Larry, QB, Georgia
9. WILKINSON, Larry, QB, Duke
10. BROWN, Mike, Delaware
11. LEEUWENBERG, Dick, T, Stanford
12. HORTON, Bob, FB, Boston U.
13. WEBB, Cloyd, E, Iowa
14. FRANCISCO, Kent, T, UCLA
15. BURMAN, George, T, Northwestern
16. BUTLER, Roderick, HB, Eastern Illinois
17. KASAPI, Constantinos, T, Iowa
18. BATTIS, Bob, HB, Texas Southern
19. WHITEHEAD, Jim, T, Georgia
20. NGUO, Dick, FB, Yale

1965 (Nov 28, 1964)

- 1a. SAYERS, Gale, HB, Kansas
- 1b. BUTKUS, Dick, LB, Illinois (from Pit)
- 2a. DeLONG, Steve, T, Tennessee (from Wash)
- 2b. Choice to Cleveland
3. Choice to Cleveland
4. NANCE, Jim, FB, Syracuse
5. Choice to LA Rams
6. CAREY, Tony, HB, Notre Dame
- 7a. GORDON, Dick, HB, Michigan St.
- 7b. SUTTON, Mickey, B, Auburn (from Wash)
8. SCHWED, Brian, T, Kansas
9. AMBRUSKO, Ken, B, Maryland
10. MURPHY, Dennis, T, Florida
11. CORNISH, Frank, T, Grambling
12. COX, Steve, T, South Carolina
13. DANIELS, Dave, T, Florida A&M
14. FIVEC, Dave, E, Notre Dame
15. ROBINSON, Art, B, Cal St.-Los Angeles
16. PITTS, Frank, E, Southern
17. LaFRAMBOISE, Tom, QB, Louisville
18. SCHWAGER, Mike, T, Maryland
19. BOBICH, Lou, K, Michigan St.
20. KUREK, Ralph, FB, Wisconsin

1966 (Nov 27, 1965)

1. RICE, George, T, LSU
2. BROWN, Charlie, DB, Syracuse
3. PICKENS, Bob, T, Nebraska
- 4a. JACKSON, Randy, T, Florida (from Pit)
- 4b. BUFFONE, Doug, LB, Louisville

5. Choice to Minnesota
- 6a. SNEWSTER, Dennis, T, BYU (from Wash)
- 6b. McRAE, Franklin, DT, Tennessee St.
7. MYER, Ron, QB, South Dakota St.
8. McFALLS, Doug, DB, Georgia
9. GREENLEE, Fritz, E, Arizona
10. BURNETT, Bobby, HB, Arkansas
11. OWENS, Terry, E, Jacksonville St.
12. PAGE, Wayne, DE, Clemson
13. BECKER, Wayne, T, Montana
14. BUCKNER, Mike, DB, Northwestern
15. KOLLMAN, Jim, G, Oregon
16. SENKBEIL, Lynn, LB, Nebraska
17. GENTRY, Curtis, DB, Maryland-E Shore
18. KINES, Charles, T, Michigan
19. HABERER, Roger, HB, Eastern Illinois
20. SELLERS, Goldie, HB, Grambling

1967 (Mar 14)

1. PHILLIPS, Loyd, DE, Arkansas
2. JONES, Bob, DB, San Diego St.
3. LYLE, Gary, HB, George Washington
- 4a. DODD, Al, DB, Northwestern St. (LA)
- 4b. GREENLEE, Tom, DB, Washington (from LA Rams)
5. ALFORD, Bruce, K, TCU
- 6a. CARTER, Virgil, QB, BYU
- 6b. KRIEWAUD, Doug, G, West Texas St.
7. TRUITT, John, E, Indiana St.
- 8a. MURPHY, Roger, E, Northwestern
- 8b. GRIFFIN, Jerry, LB, SMU
9. CASS, Greg, C, Washington
10. Choice to Washington
11. MAYO, Earl, HB, Morgan St.
12. GREEN, Bruce, E, Midland Lutheran
13. CARSTENS, Kaye, DB, Nebraska
14. NESBITT, Lynn, G, Wake Forest
15. OAKES, Terry, DE, Cal St.-San Francisco
16. ROGERS, Bill, DB, Weber St.
17. MYERS, Jack, LB, Western St. (CO)

1968 (Jan 30-31)

1. HULL, Mike, RB, USC
2. WALLACE, Bob, E, Texas-El Paso
- 3a. HAZELTON, Major, DB, Florida A&M (from At)
- 3b. Choice to Dallas
- 4a. MASS, Wayne, T, Clemson 99
- 4b. BUSH, Alan, G, Mississippi (from LA Rams)
5. TURNER, Cecil, FL, Cal Poly-SLO
6. SCHMEDDING, Jim, C, Weber St.
7. HOLMAN, Willie, DE, South Carolina St.
8. BELL, Wayne, RB, Lenior-Rhyme
9. MOORE, Sam, T, Mississippi Valley St.
10. DAVIS, Fred, G, Doane
11. COADY, Rich, TE, Memphis St.
12. VALLEZ, Emilio, LB, New Mexico
13. DEARION, Willie, FL, Prairie View A&M
14. GARGUS, Harold, DT, New Mexico St.
15. JAEGER, Rich, C, Georgia Adolphus
16. MURPHY, Jim, K, Utah St.
17. LAYTON, Gene, DT, Colorado St.

1969 (Jan 28-29)

1. MAYES, Rufus, T, Ohio St.
2. DOUGLASS, Bobby, QB, Kansas St.
3. MONTGOMERY, Ross, RB, TCU
4. REDMOND, Rudy, DB, Pacific
5. WINEGARDNER, Jim, TE, Notre Dame
6. NICHOLSON, Bill, DE, Stanford
7. COPELAND, Ron, FL, UCLA
8. HUBBELL, Webb, G, Arkansas
9. ALUISE, Joe, RB, Arizona
10. PEARSON, Ron, TE, LB, Maryland
11. CAMPBELL, Sam, DT, Iowa St.
12. HALE, Dave, DE, Ottawa
13. QUINN, Tom, DB, Notre Dame
14. EHRIFF, Ronnie, DB, Texas
15. COBLE, Bob, P, Kansas St.
16. STYDAHAR, Dave, G, Purdue
17. LONG, Bob, SE, Texas A&M

1970 (Jan 27-28)

1. Choice to Green Bay
2. Choice to Dallas
3. FARMER, George, WR, UCLA

- 4a. LARSON, Lynn, T, Kansas St.
- 4b. BRUPBACHER, Ross, LB, Texas A&M (from LA Rams)
5. Choice to New Orleans
- 6a. CUTBORTH, Bobby, QB, Oklahoma St.
- 6b. CURCHIN, Jeff, T, Florida St. (from St. L)
7. Choice to Philadelphia
8. STEPHENSON, Dana, DB, Nebraska
9. COLE, Linzy, WR, TCU
10. HOLLOWAY, Glen, G, N Texas St.
11. ROSE, Ted, TE, N Michigan
12. DAVIS, Butch, DB, Missouri
13. GUNN, Jimmy, DB, USC
14. MORGAN, Jim, WR, Henderson St.
15. ABRAHAM, Phil, DB, Florida St.
16. HELTERBRAN, Bob, G, N Texas St.
17. BRUNSON, Joe, DT, Furman

1971 (Jan 28-29)

1. MOORE, Joe, RB, Missouri
- 2a. HARRISON, Jim, RB, Missouri (from NO)
- 2b. FORD, Charles, DB, Houston
3. McGE, Tony, DE, Bishop
4. NEWTON, Bob, T, Nebraska (from LA Rams)
5. MOORE, Jerry, DB, Arkansas
6. Choice to San Francisco
7. THOMAS, Earl, TE, Houston (from Buff)
- 7a. LEE, Buddy, QB, LSU
- 7b. FERRIS, Dennis, RB, Pitt (from LA Rams)
8. WEISS, Karl, T, Vanderbilt
9. McCLAIN, Lester, WR, Tennessee
10. ROWDEN, Larry, LB, Houston
11. HARDY, Cliff, DB, Michigan St.
12. BOORAS, Steve, DE, Mesa J.C.
13. NICHOLAS, Ed, N Carolina St.
14. LEWIS, Willie, RB, Arizona
15. MACIEJOWSKI, Ron, QB, Ohio St.
16. BAILEY, Sid, DE, Texas-Arlington
17. GARGANES, Ray, LB, Millerville

1972 (Feb 1-2)

- 1a. ANTOINE, Lionel, T, So. Illinois (from NYG)
- 1b. CLEMONS, Craig, DB, Iowa
2. Choice to Philadelphia
3. MUSSO, Johnny, RB, Alabama
4. Choice to LA Rams
5. PARSONS, Bob, TE, Penn St.
6. McFERRIN, Bob, LB, UCLA (from Cin)
7. Choice to Green Bay
- 7a. FASSEL, Jim, QB, Long Beach St.
- 7b. OSBORNE, Jim, DT, Southern (from Dal)
8. WIRTZ, Ralph, WR, N Dakota St.
9. HORTON, Larry, DE, Iowa
10. TURNBULL, Jack, C, Oregon St.
11. WIMBERLY, Ed, DB, Jackson St.
12. NEILL, Doug, RB, Texas A&M
13. ROOD, Jay, T, S. Dakota-Field
14. BROWN, Bob, WR, Rice
15. LAWSON, Roger, RB, W Michigan
16. MCKINNEY, Bill, LB, West Texas St.
17. DICKINSON, LeVerne, DB, Southern

1973 (Jan 30-31)

1. CHAMBERS, Wally, DE, Eastern Kentucky
- 2a. HUFF, Gary, QB, Florida St.
- 2b. HIRVAK, Gary, DT, Purdue (from Dal)
3. Choice to Detroit
4. Choice to Baltimore
- 5a. ELLIS, Alan, DB, UCLA (from Phil)
- 5b. Choice to San Francisco
6. CREANEY, Mike, C, Notre Dame
7. Choice to LA Rams
8. GRAHAM, Conrad, DB, Tennessee
9. DEUTSCH, Mike, RB, N Dakota
10. BARRY, Bill, WR, Mississippi
11. SEIGLER, Ed, K, Clemson
12. EHRIFF, Mike, G, Arkansas
13. CIESZKOWSKI, John, RB, Notre Dame
14. JENGER, Dave, WR, Ohio U.
15. RIVES, Don, LB, Texas Tech
16. HART, Bill, C, Michigan
17. ROACH, Larry, DB, Oklahoma

ALL-TIME BEAR DRAFTS

1974 (Jan 29-30)

1. BRYANT, Raymond, LB, Tennessee St.
2. GALLAGHER, Dave, DL, Michigan (from Wash)
3. Choice to New England
- 3a. WHEELER, Wayne, WR, Alabama (from SD)
- 3b. HORTON, Greg, G/T, Colorado
- 3c. TAYLOR, Cliff, RB, Memphis St. (from NE)
4. Choice to Philadelphia
5. Choice to Green Bay
6. ETINGER, Jack, WR, Arkansas
- 6a. CHADWICK, Alan, QB, East Tenn St.
- 6b. GRANDBERY, Ken, RB, Washington (from NE)
7. Choice to Miami
10. Choice to Cleveland
11. HOOGLINS, Norm, DB, LSU
12. SEVY, Jeff, DT, California
13. BARNES, Joe, QB, Texas Tech
14. VELLANO, Paul, DT, Maryland
15. ALEXANDER, Oliver, TE, Grambling
16. GEIST, Randy, DB, Colorado
17. HOLLAND, Craig, QB, Texas-Arlington

1975 (Jan 28-29)

1. PAYTON, Walter, RB, Jackson St.
2. HARTENSTINE, Mike, DE, Penn St.
3. Choice to Baltimore
4. LIVERS, Virgil, DB, Kentucky
- 5a. Choice to Washington
- 5b. SOREY, Revie, G, Illinois (from NO)
- 6a. AVELLIN, Bob, QB, Maryland
- 6b. HICKS, Tom, LB, Illinois (from LA Rams)
- 7a. Choice to Baltimore
- 7b. DOUTHITT, Earl, DB, Iowa (from Wash)
- 8a. Choice to Baltimore through Denver
- 8b. HARRIS, Joe, LB, Georgia Tech (from NE)
9. STILLWELL, Roger, DT, Stanford
- 10a. Choice to Miami
- 10b. JULIUS, Mike, G, St. Thomas (MN) (from LA Rams)
11. DEAN, Mike, K, Texas
12. PLANK, Doug, DB, Ohio St.
13. McDANIEL, Charles, RB, Louisiana Tech
14. HARTFIELD, Walter, RB, SW Texas St.
15. MARCANTONIO, Steve, WR, Miami (FL)
16. BECKMAN, Witt, WR, Miami (FL)
17. HARPER, Roland, RB, Louisiana Tech

1976 (Apr 8-9)

- 1a. LICK, Dennis, T, Wisconsin (from GE)
2. Choice to Detroit
3. Choice to Pittsburgh
- 3a. BASCHNAGEL, Brian, WR, Ohio St. (from NE)
- 3b. Choice to Detroit
4. SCIARRA, John, DB, UCLA
5. RHODES, Wayne, DB, Alabama (from Det)
6. Choice to Baltimore
- 6a. JIGGETTS, Dan, T, Harvard (from Clev)
- 6b. Choice forfeited
7. MUCKENSTRUM, Jerry, LB, Arkansas St.
8. Choice to Oakland
9. Choice to Philadelphia
10. Choice to Washington
11. ANDERSEN, Norm, WR, UCLA
12. O'LEARY, John, RB, Nebraska
13. KASOWSKI, Dale, RB, N Dakota
14. CUJE, Ron, RB, Oregon St.
15. MEYERS, Jerry, DT, N Illinois
16. PARKER, Ronald, TE, TCU
17. MALHAM, Mike, LB, Arkansas St.

1977 (May 3-4)

1. ALBRECHT, Ted, T, California
2. SPIVEY, Mike, DB, Colorado
3. EARL, Robin, RB, Washington (from NYG)
- 3b. Choice to Miami
4. Choice to Pittsburgh
5. Choice to Oakland
- 6a. EVANS, Vince, QB, USC (from TB)
- 6b. Choice to Philadelphia
7. BUTLER, Gerald, WR, Nichols St.
8. Choice to New York Jets
9. BUONAMICI, Nick, DT, Ohio St.

10. BRECKNER, Dennis, DE, Miami (FL)
11. ZELENCIK, Connie, C, Purdue
12. IRVIN, Terry, DB, Jackson St.

1978 (May 2-3)

1. Choice to LA Rams
2. Choice to San Francisco
3. SHEARER, Brad, DT, Texas
4. Choice to Kansas City
5. Choice to Cincinnati
- 6a. SKIBINSKI, John, RB, Purdue (from KC)
- 6b. IEREMA, Mekeli, DE, BYU
7. JONES, Herman, WR, Ohio St.
8. FREITAS, George, TE, California
9. MARTIN, Mike, LB, Kentucky
10. ZAMBIASI, Ben, LB, Georgia
11. UNDERWOOD, Walt, DE, USC
12. SIBLEY, Lew, LB, LSU

1979 (May 3-4)

- 1a. HAMPTON, Dan, DT, Arkansas (from TB)
- 1b. HARRIS, Al, DE, Arizona St.
2. WATTS, Rickey, WR, Tulsa
3. MCLENDON, Willie, RB, Georgia
4. Choice to Cincinnati
5. Choice to Dallas
6. SULLIVAN, John, LB, Illinois
7. KUNZ, Lee, LB, Nebraska
8. MOSS, Rick, DB, Purdue
9. HEAVENS, Jerome, RB, Notre Dame
10. RESTIC, Joe, DB, Notre Dame
11. WRIGHT, Bob, T, Cincinnati
12. BECKER, Dave, DB, Iowa

1980 (Apr 29-30)

1. WILSON, Otis, LB, Louisville
2. SUHEY, Matt, RB, Penn St.
3. Choice to Dallas
4. THOMPSON, Aland, G, Baylor
5. TABOR, Paul, C, Oklahoma
6. GUESS, Mike, DB, Ohio St.
7. TOLBERT, Emanuel, WR, SMU
8. CLARK, Randy, G, N Illinois
9. SCHONERT, Turk, QB, Stanford
10. STEPHENS, Willie, DB, Texas Tech
11. JUDGE, Chris, DB, TCU
12. FISHER, Robert, TE, SMU

1981 (Apr 28-29)

1. VAN HORNE, Keith, T, USC
- 2a. SINGLETARY, Mike, LB, Baylor (from SF)
- 2b. Choice to San Francisco
3. MARGERUM, Ken, WR, Stanford
4. BELL, Todd, DB, Ohio St.
5. Choice to San Francisco
6. HENDERSON, Reuben, DB, San Diego St.
7. FISHER, Jeff, DB, USC
8. ZETTEK, Scott, DT, Notre Dame
9. DITTA, Frank, G, Baylor
10. CLIFFORD, Tim, QB, Indiana
11. JOHNSON, Lonnie, RB, Indiana
12. SHUPRYT, Bob, LB, New Mexico

1982 (Apr 27-28)

1. McMAHON, Jim, QB, BYU
2. Choice to Tampa Bay
3. WRIGHTMAN, Tim, TE, UCLA
4. GENTRY, Dennis, RB, Baylor
- 5a. HARTNETT, Perry, G, SMU
- 5b. TARBON, Dennis, DB, Duke (from SD)
6. BECKER, Kurt, G, Michigan
7. WAECHTER, Henry, DT, Nebraska
8. DOERGER, Jerry, T, Wisconsin
9. HATCHETT, Mike, DB, Texas
10. TURNER, Joe, DB, USC
11. BOLIAUX, Gary, LB, Wisconsin
12. YOUNG, Ricky, LB, Oklahoma St.

1983 (Apr 26-27)

- 1a. COVERT, Jim, T, Pittsburgh
- 1b. GAULT, Willie, WR, Tennessee (from TB)
2. RICHARDSON, Mike, DB, Arizona St.
3. DUERSON, Dave, DB, Notre Dame

- 4a. THAYER, Tom, C, Notre Dame
- 4b. DUNSMORE, Pat, TE, Drake (from SD)
5. Choice to New England
6. Choice to Cleveland
7. Choice to Cleveland
- 8a. DENT, Richard, DE, Tennessee St.
- 8b. BORTZ, Mark, DT, Iowa (from SD)
- 9a. FADA, Rob, G, Pittsburgh
- 9b. ZAVAGNIN, Mike, LB, Notre Dame (from Clev)
10. HUTCHISON, Anthony, RB, Texas Tech
11. WORTHY, Gary, RB, Wilmington
- 12a. WILLIAMS, Oliver, WR, Illinois (from SF)
- 12b. Choice to San Diego

1984 (May 1-2)

1. MARSHALL, Wilber, LB, Florida
2. RIVERA, Ron, LB, California
3. HUMPHRIES, Stefan, G, Michigan
4. ANDREWS, Tom, G, Louisville
5. Choice to Washington
6. Choice to Dallas
7. ROBERTSON, Nakita, RB, Cent. Ark.
8. ANDERSON, Brad, WR, Arizona
9. Choice to San Francisco
- 9b. CASALE, Mark, QB, Montclair St. (from Clev)
- 10a. VESTMAN, Kurt, TE, Idaho
- 10b. GAYLE, Shaun, DB, Ohio St. (from Clev)
- 11a. Choice to LA Rams
- 11b. BUTKUS, Mark, DT, Illinois (from Clev)
- 12a. Choice to Miami
- 12b. JORDAN, Donald, RB, Houston (from Clev)

1985 (Apr 30 - May 1)

1. PERRY, William, DT, Clemson
2. PHILLIPS, Reggie, DB, SMU
3. MANESS, James, WR, TCU
4. BUTLER, Kevin, K, Georgia
5. Choice to New York Jets
6. Choice to LA Rams
7. BENNETT, Charles, DE, SW Louisiana
8. BUXTON, Steve, T, Indiana St.
9. SANDERS, Thomas, RB, Texas A&M
10. CORRYATT, Pat, DT, Baylor
11. MORRISSEY, Jim, LB, Michigan St.
12. Choice to San Diego

1986 (Apr 29-30)

1. ANDERSON, Neal, RB, Florida
2. JACKSON, Vestee, DB, Washington
3. WILLIAMS, David, WR, Illinois
4. BLAIR, Paul, T, Oklahoma St.
5. BARNES, Lew, WR, Oregon
6. POWELL, Jeff, RB, Tennessee
7. JONES, Bruce, DB, N Alabama
8. DOUGLASS, Maurice, DB, Kentucky
9. TELTSCHIK, John, P, Texas
10. HUNDLEY, Barton, DB, Kansas St.
11. KLOZOWSKI, Glen, WR, BYU
12. Choice to San Diego

1987 (Apr 28-29)

1. HARBAUGH, Jim, QB, Michigan
2. MORRIS, Ron, WR, SMU
3. Choice to Cleveland through LA Rams for Doug Flutie
- 4a. SMITH, Sean, DE, Grambling (from LA Rams)
- 4b. Choice to LA Raiders
- 5a. BRYAN, Steve, DE, Oklahoma (from Hou)
- 5b. JOHNSON, Will, LB, DE, NE Louisiana
- 6a. ADICKES, John, C, Baylor (from LA Raiders)
- 6b. Choice to LA Rams
7. HARRIS, Archie, T, William & Mary
8. MIGLIAZZO, Paul, LB, Oklahoma
9. HEIMULU, Laki, FB, BYU
10. CHAPURA, Dick, DT, Missouri
11. JESSIE, Tim, RB, Auburn
12. JEFFRIES, Eric, DB, Texas

1988 (Apr 24-25)

- 1a. MUSTER, Brad, FB, Stanford
- 1b. DAVIS, Wendell, WR, LSU (from Wash. for Wilber Marshall)
2. JONES, Dante, LB, Oklahoma
3. JARVIS, Ralph, DE, Temple
4. THORNTON, Jim, TE, Cal. St.-Fullerton

ALL-TIME BEAR DRAFTS

5. JOHNSON, Troy, LB, Oklahoma
6. STINSON, Lermel, CB, Texas Tech
7. RENTIE, Caesar, T, Oklahoma
- 8a. TATE, David, S, Colorado (from NE for Doug Flutie)
- 8b. REED, Harvey, RB, Howard Univ.
9. MAGEE, Roge, WR, LSU
10. PORTER, Joel, T, Baylor
11. FORCH, Steve, LB, Nebraska
12. CLARK, Greg, LB, Arizona St.

1989 (Apr 23-24)

- 1a. WOOLFORD, Donnell, DB, Clemson (from LA Raiders for Willie Gault)
- 1b. ARMSTRONG, Trace, DE, Florida (from Wash. for Wilber Marshall)
- 1c. (To Miami for Dolphins' 2nd and 3rd-round picks)
- 2a. ROPER, John, LB, Texas A&M (from Miami for Bears' first-round pick)
- 2b. ZAWATSON, Dave, T, California
- 3a. FONTENOT, Jerry, C, Texas A&M (from Miami for Bears' first-round pick)
- 3b. Choice to Philadelphia
- 4a. PAUL, Markus, S, Syracuse (from LARaiders for Bears' fourth- & sixth-round picks)
- 4b. Choice to Washington through LA Raiders
- 5a. GREEN, Mark, RB, Notre Dame
- 5b. GILBERT, Greg, LB, Alabama
6. Choice to LA Raid with Bears' fourth for Raiders' fourth.
- 7a. BROTHERS, Richard, S, Arkansas
- 7b. SNYDER, Brent, QB, Utah St.
- 8a. WOODS, Tony, DT, Oklahoma
- 8b. DYKO, Chris, T, Washington St.
- 9a. HARPER, LaSalle, LB, Arkansas
- 9b. SANDERS, Byron, RB, Northwestern
- 10a. MILLIKAN, Todd, TE, Nebraska
- 10b. SIMPSON, John, WR, Baylor
- 11a. NELMS, Joe, DT, California
- 11b. STREETER, George, S, Notre Dame
- 12a. WEYGAND, Freddy, WR, Auburn
- 12b. PHILLIPS, Anthony, G, Oklahoma

1990 (Apr 22-23)

1. CARRIER, Mark, S, USC
- 2a. WASHINGTON, Fred, DT, TCU
- 2b. COX, Ron, LB, Fresno St. (from SD in McMahon trade)
- 3a. RYAN, Tim, DT, USC
- 3b. WILLIS, Peter Tom, QB, Florida St. (from Raiders in Willie Gault trade)
4. MOSS, Tony, WR, LSU
5. CHAFFEY, Pat, FB, Oregon St.
6. MANGUM, John, DB, Alabama
- 7a. Choice to LA Raiders
- 7b. ANDERSON, Bill, C, Iowa (from Raiders for Bears' seventh-round pick)
8. ROUSE, James, RB, Arkansas
9. BAILEY, Johnny, RB, Texas A & I
10. PRICE, Terry, DT, Texas A & M
- 11a. WHITE, Brent, DE, Michigan
- 11b. MATUSZ, Roman, T, Pittsburgh (from Raiders for Bears' seventh-round pick)
12. COONEY, Anthony, DB, Arkansas

1991 (Apr 21-22)

1. THOMAS, Stan, T, Texas
2. ZORICH, Chris, DT, Notre Dame
3. GARDOCKI, Chris, P/K, Clemson
4. JOHNSON, Joe, CB, NC State
5. MORGAN, Anthony, WR, Tennessee
6. LEWIS, Darren, RB, Texas A & M
7. JUSTIN, Paul, QB, Arizona State
8. HORTON, Larry, DB, Texas A & M
9. STONEBREAKER, Michael, LB, Notre Dame
10. BACKES, Tom, DE, Oklahoma
11. LONG, Stacy, G, Clemson
12. COOK, John, DT, Washington

1992 (Apr 26-27)

1. SPELLMAN, Alonzo, DT, Ohio State
2. AUZENNE, Troy, T, California
3. LINCOLN, Jeremy, CB, Tennessee
4. FURRER, Will, QB, Virginia Tech
5. HARRISON, Todd, TE, N. Carolina State
6. BERRY, Mark, DB, Texas

7. BROWN III, John, WR, Houston
(Traded to NYJ on 8/15/91 for Ron Mattes)
8. JURKOVIC, Mirko, G, Notre Dame
9. FISHER, Nikki, FB, Virginia
10. AGE, Louis, T, SW Louisiana
11. WILSON, Chris, LB, Oklahoma

1993 (Apr 25-26)

1. CONWAY, Curtis, WR/KR, USC
2. SIMPSON, Carl, DT, Florida State
3. GEDNEY, Chris, TE, Syracuse
- 4a. Choice to Indianapolis
- 4b. PERRY, Todd, G, Kentucky (from Clev. in Jay Hilgenberg trade)
- 4c. BAKER, Myron, LB, Louisiana Tech (from Ind. with 6th-round for Bears' 4th-round)
- 4d. FONTENOT, AJ, DE, Baylor (from GB for Bears' 5th, and 6th from Ind.)
5. (Traded with 6th-round pick to GB for 4th-round)
6. HOFFMANN, Dave, MLB, Washington
7. JOHNSON, Keshon, CB, Arizona
8. (To Seattle for restricted free agent Joe Gain)

1994 (Apr 24-25)

1. THIERRY, John, DE, Alcorn State
2. SPEARS, Marcus, T, Northwestern State (LA)
3. FLANIGAN, Jim, DT, Notre Dame
4. HARRIS, Raymond, FB, Ohio State
5. (from Dallas on 8/17/93 with V. Smith and Minter for Roper, Blackwell, and Paul; traded to Pittsburgh 10/19/93 for Tim Worley)
6. HILL, Lloyd, WR, Texas Tech
7. COLLIER, Dennis, S, Colorado

1995 (Apr 22-23)

1. SALAAM, Rashawn, RB, Colorado
2. RILEY, Pat, DL, Miami (FL)
- 2b. SAUERBRUNN, Todd, P/KO, West Virginia (from Dolphins on 4/4/95 for Trace Armstrong)
- 3a. HARRIS, Sean, LB, Arizona
- 3b. PILGRIM, Evan, G, BYU (from Dolphins for Trace Armstrong)
4. JACKSON, Jack, WR, Florida
5. (To Pittsburgh on 4/29/94 in exchange for Jeff Graham)
- 6a. GALE, Kenny, CB, Wisconsin
- 6b. REEVES, Carl, DE, NC State (from Dallas with V. Smith and Minter for Roper, Blackwell, and Paul)
7. COX, Jamal, LB, Georgia Tech

1996 (Apr 20-21)

1. HARRIS, Walt, CB, Mississippi State (Bears swapped first-round picks with St. Louis — 18th for 13th overall — and gave Rams 3rd- & 6th-rounders)
2. ENGRAM, Bobby, WR, Penn State
3. (Traded to STL with Bears' first- and sixth-round picks)
4. GRASMANIS, Paul, DT, Notre Dame
5. VILLARRIAL, Chris, C/G, Indiana (PA)
- 6a. CLARK, Jon, T, Temple
- 6b. (Traded to STL with Bears' first- and third-round picks — Bears originally got pick from Dal. in Jim Schwartz trade 8-29-94)
- 7a. KEYES, Marcus, DT, North Alabama
- 7b. HICKS, Michael, RB, South Carolina St. (Compensatory pick for net free agent losses)

1997 (Apr 19-20)

1. (To Seattle for QB Rick Mirer and 1997 4th round pick)
2. ALLRED, John, TE, USC (From St. Louis for 1997 2nd and 6th rd. picks)
3. SAPP, Bob, G, Washington
- 4a. AUTRY, Darrell, RB, Northwestern (From Seattle in Mirer trade)
- 4b. ROBINSON, Marcus, WR, South Carolina
5. HILES, Van, S, Kentucky
- 6a. (To St. Louis in 1997 2nd round pick swap)
- 6b. SWAYDA, Shawn, DE, Arizona State (Compensatory pick for net free agent losses)
- 6c. PARKER, Ricky, S, San Diego State (Compensatory pick)
- 6d. HOGANS, Richard, LB, Memphis (Compensatory pick)
- 7a. MIAND, Mike, DT, Southwest Missouri State
- 7b. THOMAS, Marvin, DE, Memphis (Compensatory pick)

JERSEY NUMBERS

This is a list of the jersey numbers and the players who wore them in the regular season (not pre-season or training camp!). The Bears are trying to update this to represent the years they wore the number (as opposed to the years they played with the Bears). If you have information, please write to: Bears PR, 1000 Football Drive, Lake Forest, IL 60045. Special thanks to Dallas Himm and Bob Wolf who helped compile this list.

- 1**
 Jim Conzelman (1920)
 Jake Lanum (1920-24)
 Oscar Johnson (1924)
 Paddy Driscoll (1926-29)
 Lee Artco (1945)
 Jeff Jaeger (1996-__)

- 2**
 Ed Sternaman (1920-27)
 Joe LeFleur (1922-25)
 Ralph King (1925)
 Link Lyman (1926-1934)
 Dick Nesbitt (1930-33)
 Bill Pollock (1935-36)
 Gary Famiglietti (1938-45)
 Doug Flutie (1986)
 Will Furrer (1992)

- 3**
 Robert Koehler (1920-21)
 Clifford Ashburn (1930)
 Bronko Nagurski (1930-43)
 Albert Johnson (1938)
 Lewis Hamity (1941)
 Dante Magnani (1943, 46, 49)
 Jim Fordham (1944-45)
 Eddie Allen (1947)
 Wally Dryer (1949)
RETIRED FOR NAGURSKI

- 4**
 Pard Pearce (1920-22)
 Johnny Bryan (1922-25)
 Joe Sternaman (1922-29)
 Keith Molesworth (1931-38)
 Reino Nori (1938)
 Henry Clarke (1940-43)
 Dante Magnani (1943, 1946, 1949)
 F. Maznicki (1942)
 Tip Mooney (1944-46)
 Nick Sacrinty (1947)
 John Roveto (1982)
 Steve Fuller (1984-86)
 Jim Harbaugh (1987-93)
 Steve Walsh (1994-95)

- 5**
 Charley Drensen (1920)
 Ken Huffine (1921)
 Carl Hanke (1922)
 George Bolan (1921-24)
 Laurie Walquist (1922-31)

- Bill Buckler (1926-31)
 George Corbett (1932-38)
 Anton Stolla (1939)
 Robert MacLeod (1939-40)
 George McAfee (1940-50)
 Billy Stone (1951-54)
RETIRED FOR MCAFEE

- 6**
 Sid Gephford (1920)
 Jim Kendricks (1924)
 Hec Garvey (1922-25)
 Bill Senn (1926-31)
 Bernie Leahy (1932)
 Gene Ronzani (1933-40)
 John Siegal (1939-43)
 Don Kindt (1947-56)
 Hans Nielsen (1981)
 Kevin Butler (1985-95)

- 7**
 George Halas (1920-29)
 Joseph Lintzenich (1930-31)
 John Sisk (1932-36)
 Ernest Rentner (1936-37)
 John Delerich (1938)
 Edgar Manske (1938-40)
 Bill Geyer (1942)
 Ed Sprinkle (1944-55)
 John Huarte (1972)
 Bob Avellini (1975-84)
RETIRED FOR HALAS

- 8**
 Leo Johnson (1920)
 Pete Stinchcomb (1921-22)
 Johnny Bryan (1922-25)
 Roy White (1923-27)
 Carl Brumbaugh (1930-37)
 Al Moore (1932)
 George Grosvenor (1935-36)
 Charles Heileman (1939)
 Hugh Gallarneau (1941-45)
 Dante Magnani (1943, 1946, 1949)
 Bill Glenn (1944-45)
 James Canady (1948-49)
 Vince Evans (1977-83)
 Maury Buford (1985-89)
 Mike Hohensee (1987)
 Carlos Huerta (1996)

- 9**
 Johnny Bryan (1922-25)
 Roy White (1923-27)
 Clifford Lemon (1926)
 Walter Holmer (1929-30)
 Paul Franklin (1930-34)
 John Bettridge (1937)
 Ray Buivid (1937-38)
 Bill Osmanski (1939-45)
 Dick Flanagan (1948-49)
 Bob Williams (1951-53)
 William Wade (1961-66)
 John Roveto (1981)
 Jim McMahon (1982-88)
 Shane Matthews (1993-96)

- 10**
 Burt Ingwersen (1920-21)
 Gus Fetz (1923)
 Oscar Johnson (1924)
 Milton Romney (1925-29)
 Leland Elmes (1929)
 Leo Jensvold (1931)
 Jack Manders (1933-40)
 Arthur Buss (1934-35)
 John Petty (1942)
 Noah Mullins (1946-49)
 Al Campana (1950-53)
 Tom O'Connell (1953)
 Rudy Bukich (1963-68)
 Bobby Douglass (1969-76)
 John Duvic (1987)
 Peter Tom Willis (1990-93)
 Anthony Brooks (1993-94)
 Mark Butterfield (1996-__)

- 11**
 Andy Feichtinger (1920-21)
 Oscar Knop (1923-28)
 Leland Elmes (1929)
 Lennon Blackman (1930)
 Link Lyman (1926-34)
 Harold Ely (1932)
 John Doehring (1932-37)
 Clifford Hansen (1933)
 Arthur Buss (1934-35)
 Joe Aniaci (1938-42)
 Frank Morris (1942)
 Bill Geyer (1943, 46)
 Russ Reader (1947)
 Fred Evans (1948)
 Julie Rykovich (1949-51)
 Jim Haluska (1956)
 Jack Concannon (1967-71)
 Virgil Carter (1968-71)
 Greg Landry (1984)
 Kevin Brown (1987)

- 12**
 Jerry Jones (1920-21)
 Lou Usher (1920)
 Abe Yourist (1923)
 Link Lyman (1926-34)
 John Ryan (1929)
 Frank Sullivan (1935-39)
 Anton Stolla (1939)
 Harold Lahar (1941-43)
 Jim Benton (1943)
 Abe Croft (1944-45)
 Walter Lamb (1946)
 Steve Romanik (1950-53)
 Zeke Bratkowski (1954-59)
 Dick Norman (1961-62)
 Larry Rakestraw (1964-67)
 Rusty Lisch (1984)
 Steve Bradley (1987)
 Erik Kramer (1994-__)

- 13**
 Guy Chamberlin (1920-21)
 George Trafton (1920-32)
 Joe Stydahar (1936-46)
 Monte Merkel (1942-43)

JERSEY NUMBERS

Jake Sweeney (1944)
Frank Ramsey (1945)
Bob Snyder (1945)
Thurman Garrett (1947-48)
Jack Dugger (1949)

14
Kile MacWherter (1920)
JR Taylor (1921-22)
Fred Larson (1922)
Link Lyman (1926-34)
Harold Cunningham (1929)
Frank Don Pauley (1930)
Lloyd Burdick (1931-32)
Fred Crawford (1934-35)
Dick Plasman (1937-41; 44)
Chuck Drulis (1942)
George Zorich (1944-46)
Ed Cifers (1947-48)
Wayne Hansen (1950-59)
Willie Thrower (1953)
Ken Gorgal (1955-56)
Rudy Bukich (1958-59, 62)
Buddy Lee (1971)
Ben Bennett (1988)

15
Jim Conzelman (1920)
Walter Veach (1920)
Harry Englund (1920-23)
Pat Flaherty (1923)
Verne Mullen (1923-25)
Bill Fleckenstein (1925-30)
William Buckler (1926-31)
Henry Hammond (1937)
Al Matuza (1941-45)
Forest Masterson (1945)
Mike Holovak (1947-48)
Curley Morrison (1950-53)
Ed Brown (1954-61)
Virgil Carter (1968-71)
Mirro Roder (1973-74)
Mike Phipps (1977-81)
Dave Finzer (1984)
Bryan Wagner (1987-88)

16
Randolph Young (1920)
Russell Smith (1921-23)
Ed Healey (1922-27)
William Buckler (1926-31)
John Polisky (1929)

Henry Anderson (1931)
Charles Braidwood (1932)
Harry Richman (1929)
Bronko Nagurski (1930-39)
George Musso (1933-44)
Milt Vucinich (1945)
Rudy Mucha (1945-46)
Hank Norberg (1948)
George Blanda (1949-58)
Ed Cody (1949-51)
Kent Nix (1970-71)
Bob Thomas (1975-84)
Tom Lashar (1987)
Todd Sauerbrun (1995-___)

17
Ross Petty (1920)
Ralph Scott (1921-25)
Fred Larson (1922)
Elmer Wynne (1928)
George Lyon (1929)
Everett Nelson (1929)
Milton Frump (1930)
Jim Pederson (1932)
Joe Zeller (1938)
Bob Snyder (1939-43)
Pete Gudauskas (1943-44)
Richie Pettibon (1959-68)
Cliff Hardy (1971)
Ike Hill (1973-74)
Tom Barnhardt (1987)
Sean Payton (1987)
Quintin Smith (1990)
Chris Gardocki (1992-94)
Dave Krieg (1996)

18
JL Shank (1920)
Heartley Anderson (1922-27)
Ed Anderson (1923)
Richard Murry (1924)
Don Murry (1924-31)
Edward Michaels (1935)
Jim Mooney (1935)
Joe Stydahar (1936-46)
Edgar Manske (1937)
Alec Shellog (1939)
Adolph Kissell (1942)
Joe Osmanski (1946-49)
Fred Negus (1950)
Ron Knox (1957)
Jerry Moore (1971-72)

Mike Tomczak (1985-90)
Steve Stenstrom (1995-___)

19
Chester May (1920)
Walter "Red" May (1920)
George Bolan (1921-24)
Frank Hannay (1922-26)
Earl Evans (1926-29)
Lemon Blackmon (1930)
Eugene Smith (1930)
Charles Tackwell (1931-33)
Dick Stahlman (1933)
Ed Kaval (1931-36)
Lou Gordon (1938)
John Siegal (1939-43)
Phil Martinovich (1940)
Bill Hempel (1942)
Nick Kerasotis (1942-44)
Dominic Sigillo (1943-44)
Peter Perez (1945)
Don Perkins (1945-46)
Harper Davis (1950)
Gary Huff (1973-76)
Ray Stachowicz (1983)

20
Jack Mintun (1921-22)
Paddy Driscoll (1926-29)
Ted Drews (1928)
Zuck Carlson (1929-36)
Fred Dreher (1938)
Bob Nowaskey (1940-42)
James Logan (1942-43)
Fred Munde (1943-45)
Jim Keane (1946-51)
Ray Gene Smith (1954-47)
Pete Johnson (1959)
Justin Rowland (1960)
Bobby Jackson (1961)
Joe Taylor (1967-74)
Mike Adame (1975-76)
Reuben Henderson (1981-82)
Kevin Potter (1983-84)
Thomas Sanders (1985-89)
Mark Carrier (1990-___)

21
Hugh Blacklock (1920-25)
Verne Mullen (1923-25)
Dick Sturtridge (1928-29)
Daniel McMullen (1930-31)

RETIRED NUMBERS

The Bears have retired 13 jersey numbers, most in the NFL and tied with baseball's New York Yankees. Both clubs are short of the NBA's Boston Celtics' 20 retired numbers.

3 Bronko Nagurski, RB-T
5 George McAfee, RB
7 George Halas, E
28 Willie Galimore, RB
34 Walter Payton, RB
40 Gale Sayers, RB
41 Brian Piccolo, RB

42 Sid Luckman, QB
51 Dick Butkus, LB
56 Bill Hewitt, E
61 Bill George, LB
66 Clyde "Bulldog" Turner, C
77 Harold "Red" Grange, RB

JERSEY NUMBERS

Paul Engebretsen (1932)
Wayland Becker (1934)
Dan Fortmann (1936-43)
Chuck Drulis (1945-50)
Bunny Figner (1953)
Ron Drzewiecki (1955-56)
Perry Jeter (1956-57)
John Arnett (1964-66)
Cecil Turner (1968-73)
Dave Gagnon (1974)
Nemiah Wilson (1975)
Leslie Frazier (1981-85)
Eddie Phillips (1987)
Donnell Woolford (1989-1996)

22

Roy Adkins (1920-21)
Jim McMillen (1924-29)
Paul Schuette (1930-32)
William Karr (1933-38)
Saul Sherman (1939-40)
Norm Standlee (1941)
Lloyd Reese (1946)
Ed Ecker (1947)
Bobby Layne (1949)
George Blanda (1949-58)
SJ Whitman (1953-54)
Jesse Castete (1956)
Billy Martin (1962-64)
Bill Martin (1964-65)
Charley Brown (1966-67)
Ross Montgomery (1969-70)
Cyril Pinder (1971)
Clifton Taylor (1974)
Johnny Musso (1975-77)
Dave Williams (1979-81)
Dave Duerson (1983-88)
Johnny Bailey (1990-91)
Robert Green (1993-96)

23

Guy Chamberlain (1920-21)
Roy White (1923-27)
Ernie Vick (1925-27)
Ralph Maillard (1929)
Lyle Drury (1930-31)
Gilbert Bergerson (1932-33)
Victor Zizak (1934)
Ted Rosequist (1934-36)
Verne Oech (1936)
Ernest Renter (1936-37)
Aldo Forte (1939-42)
Connie Berry (1942-46)
Washington Serini (1948-51)
Jerry Shipkey (1953)
Dave Whitsell (1961-66)
Al Dodd (1967)
Clarence Childs (1958)
Lee Calland (1969)
Dick Daniels (1969-70)
Joe Barnes (1974)
Len Walterscheid (1977-82)
Shaun Gayle (1984-94)
Marty Carter (1995-)

24

Lennie High (1920)
Heartley Anderson (1922-27)
Chuck Kassel (1927)
Reginald Russell (1928)
Luke Johnsos (1929-37)
Frank Bausch (1937-40)
Billy Hughes (1940-41)
Fred Davis (1946-51)
Erich Barnes (1958-60)
Roosevelt Taylor (1961-68)
Don Shy (1970-72)
Willie Roberts (1973)
Virgil Livers (1975-79)
Jeff Fisher (1981-84)
Vestee Jackson (1986-89)
Eric Jefferies (1987)
Richard Fain (1992)
Kevin Miniefeld (1993-)

25

Garland Grange (1929-31)
Walter Kiesling (1934)
Forrest McPherson (1935)
Ray Nolting (1936-43)
Jackie Hunt (1945)
Mike Jarmoluk (1946-47)
Ed Macon (1952-54)
JC Caroline (1956-65)
Linzy Cole (1970)
Ron Shanklin (1975-76)
Art Best (1977-78)
Lonnie Perrin (1979)
Todd Bell (1981-86)
Brad Muster (1988-92)
Keshon Johnson (1993-94)
Anthony Johnson (1995)
Pat Eilers (1995)
Chris Martin (1996)

26

Jim Kendricks (1924)
Harold Erickson (1925)
John Mohardt (1925)
Henry Vick (1925-27)
Bert Pearson (1929-34)
Milford Miller (1932)
Kay Bell (1937)
Charles Apolskis (1938-39)
Al Baisi (1940-42)
Al Hoptowit (1941-45)
Joe Abbey (1948-49)
Richard Earwigen (1950-52)
Charles Sumner (1955-58)
Bennie McRae (1962-70)
Carl Garrett (1973-74)
Matt Suhey (1980-89)
John Mangum (1990-)

27

James Crawford (1925)
Walter Voss (1927-28)
Harvey Long (1929)
John Polisky (1929)
Ed Kaval (1931-36)
Alvin Culver (1932)
John Doehring (1932-37)

Milt Trost (1935-39)
Joe Mihal (1940-41)
Edgar Jones (1945)
Owen Goodnight (1946)
John Sisk, Jr. (1964)
Randy Montgomery (1974)
Bob Grim (1975)
Mike Richardson (1983-88)
Brian Taylor (1989)
Lewis Tilman (1994-95)
Walt Harris (1996-)

28

Ed Garvey (1925)
Aldous Haddon (1928)
Larry Steinbach (1930-31)
Fritz Febl (1935)
Robert Allman (1936)
Gust Zarnas (1938)
Chet Chesney (1939-40)
Bob Steuber (1942-43)
Lloyd Lowe (1953-54)
Willie Galimore (1957-63)
RETIRED FOR GALIMORE

29

Bill McElwain (1925)
John Wallace (1928)
Joe Kopcha (1929-33)
Gus Mastrogany (1931)
Russ Thompson (1936-39)
Ed Kolman (1940-44)
Douglas McEnulty (1943-44)
Glenn Burgeis (1945)
John Hoffman (1949-56)
McNeil Moore (1954-56)
Glen Shaw (1960)
Ronnie Bull (1962-70)
Bob Jeter (1971-72)
Mike Morgan (1978)
Vaughn Lusby (1980)
Dennis Gentry (1982-92)
Raymont Harris (1994-)

30

Gerald Seiberger (1932)
Bob Dunlap (1935)
George Wilson (1937-46)
Allen H. Smith (1947-48)
Herb Falkenberg (1952)
Bobby Jack Floyd (1953)
Chick Jagade (1954-55)
Jimmy Gunn (1970-75)
John Skibinski (1978-81)
Jack Cameron (1984)
George Duarte (1987)
George Streeter (1989)
James Rouse (1990-91)
Tony Carter (1994-)

31

Dick Schwiedler (1938-41)
Len Akin (1942)
Paul Padmajersky (1944)
Stuart Clarkson (1946-50)
Emerson Cole (1952)
Joe Fortunato (1955-66)

JERSEY NUMBERS

Ross Brupbacher (1970-73)
 Bill Knox (1974-76)
 Anthony Hutchison (1983-84)
 Thomas Sanders (1985-89)
 Ken Taylor (1984)
 Eric Jefferies (1987)
 Bruce McGray (1987)
 Greg Lasker (1988)
 Mark Green (1989-92)
 Rashaan Salaam (1995-)

32

Art Buck (1941)
 Al Grygo (1944-45)
 Allen Smith (1947-48)
 Johnny Lujack (1948-51)
 Leon Campbell (1952-54)
 Lionel Taylor (1959)
 Ralph Kurek (1965-70)
 Charlie Ford (1971-73)
 Chris Brewer (1987)
 Garland Rivers (1987)
 Lemuel Stinson (1988-92)
 Dwayne Joseph (1995-)

33

Denny Meyers (1931)
 Herb Joesting (1931-32)
 Bernie Masterson (1934-40)
 Ray Nolting (1936-43)
 George McAfee (1940-50)
 Frank Martin (1941)
 Johnny Long (1944-45)
 Bill Johnson (1946-47)
 Jack Karwales (1946-47)
 Allen Lawler (1948)
 Bob Perina (1949-50)
 Wizzer White (1951-52)
 Jerry Shipkey (1953)
 Larry Morris (1959-65)
 Mike Hull (1968-70)
 Jim Grabowski (1971)
 Gary Kosins (1972-74)
 Ted Vactor (1975)
 Jack Deloplane (1979)
 Calvin Thomas (1982-87)
 Lars Tate (1990)
 Darren Lewis (1991-92)
 Merrill Hoge (1994)

34

Jack Torrance (1939-40)
 John Federovich (1941-42)
 John Dottley (1951-53)
 Joe Marconi (1962-66)
 Tim Casey (1969)
 Bill Tucker (1971)
 Norm Hodgins (1974)
 Walter Payton (1975-87)
RETIRED FOR PAYTON

35

Dick Bassi (1938-39)
 Lee Artoe (1940-43)
 Bill Steinkemper (1942-43)
 Fred Hartman (1947)
 Paul Stenn (1948-51)

Rick Casares (1955-64)
 Jim Harrison (1971-74)
 Roland Harper (1975-82)
 Mike Hintz (1987)
 Neal Anderson (1986-93)
 James Burton (1994-)

36

Stuart Clarkson (1942)
 Bill Steinkemper (1942-43)
 Fred Mondee (1943)
 John Morton (1945)
 Tom Farris (1946-47)
 Bill DeCorrevont (1948-49)
 Merrill Douglas (1958-60)
 James Smith (1961)
 Ron Copeland (1969)
 Roger Lawson (1972-73)
 Perry Williams (1974)
 Tom Donchez (1975)
 Larry Schreiber (1976)
 Wentford Gaines (1978-80)
 Maurice Douglas (1986-1994)
 Frank Harris (1987)
 Markus Paul (1989-93)
 Anthony Marshall (1994-)

37

Edward Aspatore (1934)
 Young Bussey (1940-41)
 James Logan (1942-43)
 Bernie Digris (1941)
 Bob Steuber (1943)
 Bob Masters (1943-44)
 Edgar Jones (1945)
 Charles Mitchell (1945)
 Broughton Williams (1947)
 John O'Quinn (1960-61)
 George Youngblood (1969)
 Rich Coady (1970-74)
 Cid Edwards (1975)
 Conrad Graham (1973)
 Willie McClendon (1979-82)
 Darryl Clark (1987)
 Maurice Douglass (1986-94)
 Pat Eilers (1995)
 Keshon Johnson (1995)

38

Roger Ashmore (1927)
 Sam Francis (1937-38)
 Charles Apolskis (1938-39)
 Bill Milner (1947-49)
 Ed Bradley (1950-51)
 William Brown (1961)
 Ray Ogden (1969-71)
 Dave Juenger (1973)
 Lakei Heimuli (1987)
 John Hardy (1991)
 Tim Worley (1993-94)
 Mike Dulaney (1995-)

39

George Gulyanics (1947-52)
 Pete Perini (1953-54)
 JD Smith (1956)
 Ralph Anderson (1958)

John Adams (1959-62)
 Phil Clark (1970)
 Reggie Sanderson (1973)
 Robin Earl (1977-82)
 Al Wolden (1987)
 Jeremy Lincoln (1992-95)

40

Al Campana (1950-53)
 Frank Dempsey (1950-53)
 Stan Wallace (1954-57)
 Don Mullins (1961-62)
 Gale Sayers (1965-71)
 Steve Trimble (1987)
RETIRED FOR SAYERS

41

John Schiechl (1945-46)
 Jack Matheson (1947)
 Alf Bauman (1948-50)
 Babe Dimancheff (1952)
 Harland Carl (1956)
 Brian Piccolo (1966-69)
RETIRED FOR PICCOLO

42

Sid Luckman (1939-50)
RETIRED FOR LUCKMAN

43

Jim Dooley (1952-60)
 Larry Glueck (1963-65)
 Bob Jones (1967)
 George Farmer (1970-75)
 Earl Douthitt (1975)
 Craig Clemons (1972-77)
 Mike Ulmer (1980)
 Walt Williams (1982-83)
 Lorenzo Lynch (1987-90)
 Dennis Lundy (1995)

44

Paul Goebel (1925)
 Earl Evans (1926-29)
 Ray Richards (1933-36)
 Bob Margarita (1944-46)
 Frank Minini (1947-49)
 Frank Szymanski (1949)
 WD Garrett (1950)
 Gary Lyle (1968-74)
 Terry Schmidt (1976-84)
 Mike Stoops (1987)
 Todd Krumm (1988)
 Bob Christian (1992-94)
 Michael Hicks (1996-)

45

Walt Stickel (1946-49)
 Gerald Weatherly (1950-52)
 Billy Stone (1951-54)
 Bobby Watkins (1955-57)
 Rocky Ryan (1958)
 Don Bishop (1959)
 Dick Gordon (1965-71)
 Gary Fencik (1976-87)
 Craig Heyward (1993)

JERSEY NUMBERS

46

Al Babartsky (1943-45)
Chuck Hunsinger (1950-52)
William Anderson (1953-54)
Don Bingham (1956)
Jessee Whittenton (1958)
Angelo Coia (1960-63)
Curtiss Gentry (1966-68)
Craig Baynam (1970)
Matt Maslowski (1972)
Pete Van Valkenburg (1974)
Doug Plank (1975-82)
Anthony Mosley (1987)
Mickey Pruitt (1988-90)
John Ivlow (1993)
Marlon Forbes (1996-__)

47

Ted Rosequist (1934-36)
Bill Conkright (1937-38)
Rex Proctor (1953)
Johnny Morris (1958-67)
John Davis (1970)
Ken Grandberry (1974)
Mike Spivey (1977-79)
Jonathan Hoke (1980)
Egypt Allen (1987)
Anthony Blaylock (1993)

48

Beattie Feathers (1934-37)
Bob Swisher (1938-41)
Charles O'Rourke (1942)
Joe Vodicka (1943-45)
Howie Livingston (1953)
Harry Hugasian (1955)
Vic Zucco (1957-59)
Tommy Neck (1962-63)
Andy Livingston (1964-65)
Ron Smith (1965-70)
Allen Ellis (1973-79)
Reggie Phillips (1985-87)
Clifton Abraham (1996)

49

James Lesane (1952-53)
Henry Mosley (1955)
Jack Johnson (1957-59)
Charles Bivins (1960-66)
Major Hazelton (1968-69)
David Tate (1968-71)
Joe Moore (1971-72)
Dave Becker (1980)
Donald Jordan (1984)
Pete Ranford (1987)

50

Gerald Weatherly (1950-54)
John Danmore (1957-58)
Mike Pyle (1961-69)
Bob Hyland (1970)
Gene Hamlin (1971)
Waymond Bryant (1974-78)
Chris Devlin (1978)
Mark Merrill (1979)
Mike Singletary (1981-92)

51

Wayne Hansen (1950-58)
Ken Kavanaugh (1940-47)
Clinton Wager (1942-43)
Rudy Smeja (1944-45)
Dick Butkus (1965-73)
Mel Rogers (1977)
Doug Becker (1978)
Bruce Herron (1978-82)
Kelvin Atkins (1983)
Jim Morrissey (1985-93)
Mark Rodenhauser (1987)
RETIRED FOR BUTKUS

52

Rich Coady (1970-74)
John Babinecz (1975)
Dan Neal (1975-84)
Cliff Thrift (1985)
Larry Rubens (1986)
Len Seward (1987)
Mark Rodenhauser (1987-88)
Mickey Pruitt (1988-91)
Darwin Ireland (1995)
Robert Bass (1995)
Bryan Cox (1996-__)

53

Pat Preston (1946-49)
Bill Wightkin (1950-57)
Billy Autrey (1953)
Ken Kirk (1960)
James Purnell (1964-69)
Dave Martin (1969)
Larry Rowden (1971)
Gail Clark (1973)
Dan Peiffer (1975-77)
Tommy Hart (1978-79)
Paul Tabor (1980-82)
Dan Rains (1982-86)
Larry Rubens (1986)
Brent Johnson (1987)
Danté Jones (1988-94)
Michael Lowery (1996-__)

54

Joe Savoldi (1930)
Jesse Hibbs (1931)
Dick Klawitter (1956-57)
Charles Howley (1958-59)
Roger LeClerc (1960-66)
Bill McKinney (1972)
Adrian Young (1973)
Larry Ely (1975)
Tom Hicks (1976-80)
Brian Cabral (1981-84)
Doug Rothschild (1987)
John Adickes (1987-88)
Roland Harper (1989)
Ron Cox (1990-95)
Greg Briggs (1996)

55

Bob Fenimore (1947)
Fred Venturelli (1948)
JR Boone (1948-51)
Robert Moser (1951-54)

Larry Strickland (1954-59)
Doug Buffone (1966-79)
Otis Wilson (1980-87)
John Roper (1989-92)
Vinson Smith (1993-96)

56

Bill Hewitt (1932-36)
RETIRED FOR HEWITT

57

Billy Patterson (1939)
Ray McLean (1940-47)
JR Boone (1948-51)
Rich Leeuwenberg (1965)
Dan Pride (1968-69)
Don Rives (1973-78)
Lee Kunz (1979-81)
Al Chesley (1982)
Bruce Luther (1982)
David Simmons (1983)
Tom Thayer (1985-92)
Eldridge Milton (1987)
Sean Harris (1995-__)

58

Ed Neal (1951)
John Creamcheck (1953-55)
Bob Konovsky (1960)
Franklin McRae (1967-74)
Jim Ferguson (1969)
Bob Pifferini (1972-75)
Jerry Muckensturm (1976-82)
Wilber Marshall (1984-1988)
Steve Hyche (1989)
Michael Stonebreaker (1991)
Jay Leeuwenburg (1992-95)
Chris Villarrial (1996-__)

59

Rudy Kuechenberg (1967-69)
Carl Gersbach (1975)
Gary Campbell (1977-83)
Ron Rivera (1984-92)
Joe Cain (1993-96)

60

Don Healy (1958-59)
Roger Davis (1960-63)
Brian Schweda (1966)
Doug Kriewald (1967-68)
LeeRoy Caffey (1970)
Wally Chambers (1973-77)
Lynn Boden (1979)
Tom Andrews (1984-85)
Keith Smith (1987)
Stan Thomas (1991-92)
Gene McGuire (1993-94)
Darwin Ireland (1994-95)

61

Richard Barwegen (1950-52)
Bill George (1952-65)
Don Croftcheck (1967)
Glen Holloway (1970-73)
RETIRED FOR GEORGE

JERSEY NUMBERS

62

Frank Dempsey (1950-53)
Kline Gilbert (1953-57)
Mike Reilly (1964-68)
Glen Holloway (1970-73)
Tom Forrest (1974)
Dan Jiggetts (1976-82)
Mark Bortz (1983-93)

63

ML Brackett (1956-57)
Bob Wetoska (1960-69)
John Neidert (1970)
Steve Kinney (1973-74)
Mark Nordquist (1975-76)
Fred Dean (1977)
Jon Morris (1978)
Tony Ardizzone (1979)
Jay Hilgenberg (1981-91)
Todd Burger (1993-___)

64

Terrell "Ted" Daffer (1954)
Mike Rabold (1964-66)
Larry Horton (1972-73)
Ernie Jenet (1972-74)
Ted Albrecht (1977-81)
John Roehlik (1987)
Dave Watsoon (1989)
Glenell Sanders (1990)
Mirko Jurkovic (1992)
Andy Heck (1994-___)

65

Herman Clark (1952-56)
John Hatley (1953)
Abe Gibron (1958-59)
Stan Fanning (1960-62)
Tom Bettis (1963)
Randy Jackson (1967-74)
Noah Jackson (1975-83)
Eugene Rowell (1987)
Tony Woods (1989)
Terry Price (1990)
Jim Schwantz (1992)
Tory Epps (1993-94)
Evan Pilgrim (1995-___)

66

Phil Martinovich (1940)
Clyde Turner (1940-52)
John Schiechl (1945-46)
RETIRED FOR TURNER

67

Ed Bradley (1950-51)
Tom Roggeman (1956-57)
Ted Karras (1960-64)
George Seals (1965-71)
Bill Line (1972)
Mike Hoban (1974)
Dan Hultz (1974)
Phil McKinnely (1982)
Tim Norman (1983-76)
John Arp (1987)
Jerry Fontenot (1989-96)

68

Gerald Stautberg (1951)
John Badaczewski (1953)
George Burman (1964)
Howard Mudd (1969-70)
Jim Osborne (1972-84)
Paul Blair (1986-87)
Sean McInerney (1987)
Chris Dyko (1989)
Jim Flanigan (1994)
Carl Reeves (1996-___)

69

Ralph Jecha (1955)
William Roehneilt (1958-59)
Ted Wheeler (1970)
Revie Sorey (1975-82)
Stuart Rindy (1987)
Tom Myslinski (1993-94)
Vernice Smith (1993)
Octus Polk (1995-___)

70

Alvin Culver (1932)
Art Davis (1953-54)
Herman Lee (1958-66)
Bob Pickens (1967-68)
Kenneth Kortas (1969)
Jeff Curchin (1970-71)
Andy Rice (1972-73)
Dennis Lick (1976-81)
Henry Waechter (1982-86)
Jim Althoff (1987-88)
Troy Auzenne (1992-95)

71

George Connor (1948-55)
Earl Leggett (1957-66)
Rufus Mayes (1969)
Tony McGee (1971-73)
Roger Stillwell (1975-77)
Rocco Moore (1980)
Perry Hartnett (1982-83)
Jack Oliver (1987)
Caesar Rentie (1988)
James Williams (1991-___)

72

Bill Wightkin (1949-50)
Bill George (1952-65)
Ed Nickla (1959)
Jim Cadile (1962-72)
Gary Hrivnak (1973-76)
Brad Shearer (1978-80)
Jerry Doerger (1982)
John Janata (1983)
William Perry (1985-93)
Scott Adams (1995)
Jon Clark (1996-___)

73

Bill Bishop (1952-60)
Steve Barnett (1963)
Frank Cornish (1966-69)
Steve Wright (1971)
Rich Buzin (1972)
Mike Hartenstine (1975-86)

John Wojciechowski (1987-93)
Marcus Keyes (1996-___)

74

Herman Clark (1952-56)
Paul Lipscomb (1954)
Bob Kilcullen (1957-65)
Dan James (1967)
Wayne Mass (1968-70)
Bob Asher (1972-75)
Jerry Meyers (1976-79)
Jeff Williams (1982)
Jim Covert (1983-90)
Garland Hawkins (1995)

75

Fred Williams (1952-62)
Riley Mattson (1965)
Dave Hale (1969-71)
Jeff Sevy (1975-78)
Henry Waechter (1982-85)
Stefan Humphries (1984-86)
Chuck Harris (1987)
John Shannon (1988-89)
Ron Mattes (1991)
Todd Perry (1993-___)

76

Charles Miller (1932-37)
Milford Miller (1932)
Lester McDonald (1937-39)
Hampton Pool (1940-43)
Elmo Kelly (1944)
Bob Cross (1952-53)
Ed Meadows (1954-56)
John Mellekas (1956-60)
John Johnson (1963-68)
Bill Staley (1970-71)
Dave Gallagher (1974)
Ron Rydalc (1975-80)
Steve McMichael (1981-93)
Marcus Spears (1995-96)

77

Red Grange (1925-29-34)
Link Lyman (1926-34)
RETIRED FOR GRANGE

78

Art Davis (1953-54)
Stan Jones (1954-65)
Harry Gunner (1970)
Bob Newton (1971-75)
John Ward (1976)
Greg Johnson (1977)
Keith Van Horne (1981-92)
Pat Riley (1995)

79

Dick Klein (1958-59)
Art Anderson (1961-62)
Dick Evey (1964-68)
John Hoffman (1971)
Lionel Antoine (1972-76)
Emanuel Zanders (1981)
Kurt Becker (1982-89)
Louis Age (1992)

JERSEY NUMBERS

Marcus Spears (1994)
Scotty Lewis (1995)

80

Earl Britton (1925)
Clement Neacy (1927)
Ted Drews (1928)
Tom Heardon (1929)
John Helwig (1953-56)
Ralph Anderson (1958)
Ed Cooke (1958)
Robert Jencks (1963-65)
Jimmy Jones (1965-67)
Jon Kilgore (1968)
Jerry Simmons (1969)
Craig Cotton (1973)
Bo Rather (1974-78)
Rickey Watts (1979-83)
Tim Wrightman (1985-86)
Gary Mullen (1987)
James Thornton (1988-92)
Curtis Conway (1993-___)

81

George Connor (1948-55)
Larry Brink (1954)
Doug Atkins (1955-66)
Marty Amsler (1967-68)
Mike Reppond (1973)
Clint Haselrig (1974)
Gary Butler (1975)
Bob Bruer (1976)
Chuck Bradley (1977)
Robin Earl (1977-82)
Harry Washington (1979)
Jay Saldi (1983-84)
James Maness (1985)
Lew Barnes (1986)
Don Kindt (1987)
Anthony Morgan (1991-93)
Fred Banks (1993)
Jeff Graham (1994-95)
Bobby Engram (1996-___)

82

Del Bjork (1937-38)
Ray Bray (1939-48)
Anthony Ippolito (1943)
Tom Roberts (1943-44)
Jack Hoffman (1952-56)
Dick Hensley (1953)
Maury Youmans (1960-63)
Rich Kreitling (1964)
Emilo Vallez (1968-69)
Earl Thomas (1971-73)
Matt Maslowski (1972)
Fred Pagac (1974)
Royce Berry (1976)
John Gilliam (1977)
Alan Page (1978-81)
Ken Margerum (1981-84)
Brian Glasgow (1987)
Wendell Davis (1988-93)
Nate Lewis (1994-95)
John Jackson (1996)
Fabien Bowens (1996-___)

83

Bill McColl (1952-59)
Roger LeClerc (1960-66)
Mac Percival (1967-73)
Charles Wade (1974)
Randy Burks (1976)
Steve Rivera (1977)
Golden Richards (1978-79)
Kris Haines (1979-81)
Willie Gault (1983-87)
Lawrence White (1987)
Eric Wright (1991-92)
Terry Obee (1993)
Michael Timpson (1995-96)

84

Gerald Weatherly (1950-52)
John Farrington (1960-63)
Ron Smith (1965-68)
Austin Denney (1967-69)
Jim Seymour (1970-72)
Richard Harris (1974-75)
Brian Baschnagel (1976-84)
Sam Bowers (1987)
Ron Morris (1987-92)
Chris Gedney (1993-96)
Kerry Cash (1996)

85

Bob Carey (1958)
Bill Martin (1964-65)
Duane Allen (1966-67)
Willie Holman (1968-73)
Wayne Wheeler (1974)
Steve Schubert (1975-79)
Bob Fisher (1980-81)
Dennis McKinnon (1983-1989)
Todd Black (1987)
Keith Jennings (1991-___)

86

Bill Wightkin (1950-57)
Brad Rowland (1951)
Ed Meadows (1954-56)
Bob Jewett (1958)
Pete Manning (1960-61)
Gary Barnes (1964)
Lloyd Phillips (1967-69)
Jim Hester (1970)
Bob Parsons (1972-82)
Brad Anderson (1984-85)
Clay Pickering (1986)
Rick Benware (1987)
Cap Boso (1987-91)
Barry Wagner (1992)
Willie Harris (1993)
Marv Cook (1994)

87

Harlon Hill (1954-61)
Ed O'Bradovich (1962-71)
Steve DeLong (1972)
Tom Reynolds (1973)
Billy Newsome (1977)
Mike Cobb (1978-81)
Emery Moorehead (1981-88)
Darryl Starks (1987)

Tom Waddle (1989-94)
Greg Primus (1995)
Andre President (1995)
Bobby Neely (1996-___)

88

Gene Schroeder (1951-1957)
Willard Dewveall (1959-60)
Bobby Joe Green (1962-73)
Jim Kelly (1974)
Greg Latta (1975-80)
Marcus Anderson (1981)
Brooks Williams (1981-82)
Ken Knapczyk (1987)
Glen Kozlowski (1987-92)
Danta Whitaker (1993)
Fabien Bowens (1995)
Jack Jackson (1996-___)

89

John Hoffman (1949-56)
Les Cowan (1951)
John Aveni (1959-60)
Mike Ditka (1961-66)
Terry Stoepl (1967)
Bob Wallace (1968-72)
Mel Tom (1973-75)
James Scott (1976-82)
Mitch Krenk (1984)
Keith Ortego (1985-1988)
Will Johnson (1987)
James Coley (1990)
Ryan Wetnight (1993-___)

90

Henry Mosley (1955)
Al Harris (1979-87)
Alonzo Spellman (1992-___)

91

Pat Dunsmore (1983-84)
Jay Norvell (1987)
Fred Washington (1990)
Kelly Blackwell (1992)
Myron Baker (1993-95)
Rob Davis (1996)

92

Rob Fada (1983-84)
Raymond Morris (1987)
Troy Johnson (1988-89)
Barry Minter (1993-___)

93

Oliver Williams (1983)
Will Johnson (1987)
Guy Teafatiller (1987)
Trace Armstrong (1989-94)
Ervin Collier (1995)
Paul Grasmanis (1996-___)

94

Mike January (1987)
Dick Chapura (1987-89)
John Thierry (1994-96)

JERSEY NUMBERS

95

Richard Dent (1983-93; 1995)
Pat Riley (1995)
Dana Howard (1996-__)

96

Andy Frederick (1983-85)
Keith Ortego (1985-87)
Greg Fitzgerald (1987)
Tim Ryan (1990-93)
Percy Snow (1993)
Al Fontenot (1993-96)

97

Bobby Bell (1987)
Sean Smith (1987-88)
Chris Zorich (1991-__)

98

Tyrone Keys (1983-85)
Brian Glasgow (1987)

Jon Norris (1987)
Greg Clark (1988)
Brent Novoselsky (1988)
Carl Simpson (1993-__)

99

Jim Daniell (1945)
Dan Hampton (1979-90)
Tim Ryan (1993-94)
Jim Flanigan (1995-__)

There are no known jersey numbers for the following players:

Richard Barker (1921)
Bill Battles (1939)
JA Blackburn (1923)
JB Bonderant (1922)
Art Bramhall (1931)
Ed Brockman (1930)
Lester Corzine (1938)
JB Ferguson (1932)

Latham Flanagan (1931)
Glen Greenwood (1924)
Charles Harley (1921)
Frank Henry (1922-26)
Fred Hobschild (1927)
William Hurst (1924)
Jerry Keefe (1920)
W. LaForest (1920)
Bernie Leahy (1932)
James Leonard (1924)
Charles Malone (1933)
Charles Mucha (1935)
JF O'Connell (1924)
Nelson Rupp (1921)
Frank Rydzewski (1923)
Hub Shoemaker (1920-21)
Arthur Sigmund (1923)
Clarence Smith (1942)
Merrill Taft (1924)
Richard Vick (1925)
Damon Wetzel (1935)

DID YOU KNOW?

THE FRIENDLY CONFINES AS HOST FOR BEARS GAMES MAY BE A RECORD HOLDER

The Bears all-time record at **Wrigley Field** stands at 221-89-22, a total of 332 games, **330 as the home team**. (Two of those victories came with the Bears as the "road" team: twice in 1920 against the Chicago Tigers). The 330 Bears home games at Wrigley Field appears to be a National Football League record, though unofficial. The Bears-Wrigley connection edges out Cleveland's Municipal Stadium as host for 324 home games of the Cleveland Browns, from 1950 through 1995. As the reincarnation of the Cleveland Browns will play in a new stadium beginning in 1999, the Bears-Wrigley "record" appears safe.

In fact, Wrigley Field has hosted a total of **342 NFL games**: 330 Bears home games, five home games of the Chicago Tigers in 1920, and seven home games of the Chicago Cardinals in 1931 and 1932. Besides the Browns 324 home games at Cleveland's Municipal Stadium, the Cleveland Indians played two home games there in 1931, and the Cleveland Rams played sixteen home contests in 1937 and 1939-1941. Municipal Stadium appears to have hosted a total of 342 total NFL games—same as Wrigley Field.

The Bears record at **Soldier Field** stands at 129-78-1. The Bears have also played home games at **Decatur** (1921, victory over Rock Island); **DePaul** (1925, victory over Hammond); **Mills** (1930, tie versus Brooklyn); **Loyola** (1931, victory over Cleveland); **Chicago Stadium** (1932, victory over Portsmouth); and **Dyche Stadium** (1970, victory over Philadelphia).

• Bears record at Wrigley Field:	221-89-22 (.699)
• Bears home record at Wrigley Field:	219-89-22 (.697)
• Bears record at Soldier Field:	129-78-1 (.623)
• Bears combined home record:	353-167-24 (.671)

BEARS ALL-TIME ROSTER

This is a list of 1,084 players who have been on the Chicago Bears' active roster for at least one NFL game from 1920 through 1996.

* indicates deceased players

A

Abbey, Joe (North Texas State)	E	1948-49
Abraham, Clifton (Florida State)	CB	1996
Adamle, Mike (Northwestern)	RB	1975-76
Adams, John (LSU)	B	1959-62
Adams, Scott (Georgia)	T	1995
Adicks, John (Baylor)	C	1987-88
Adkins, Roy* (Millikin & Bethany)	G	1920-21
Age, Louis (SW Louisiana)	T	1992
Akin, Len (Baylor)	G	1942
Albrecht, Ted (California)	T	1977-81
Allen, Duane (Santa Ana)	E	1966-67
Allen, Eddie (Pennsylvania)	FB	1947
Allen, Egypt (TCU)	DB	1987
Allman, Robert (Michigan State)	E	1936
Althoff, Jim (Winona State)	DT	1987
Amsler, Marty (Evansville)	DE	1967-68
Anderson, Art (Idaho)	T	1961-62
Anderson, Brad (Arizona)	WR	1984-85
Anderson, Ed* (Notre Dame)	E	1923
Anderson, Henry (Northwestern)	G	1931
Anderson, Hunk* (Notre Dame)	G	1922-27
Anderson, Marcus (Tulane)	WR	1981
Anderson, Neal (Florida)	RB	1986-93
Anderson, Ralph* (Los Angeles St.)	E	1958
Anderson, William (Compton JC)	HB	1953-54
Andrews, Tom (Louisville)	C	1984-85
Antoine, Lionel (Southern Illinois)	T	1972-77
Apolskis, Charles* (DePaul)	E	1938-39
Ardizzone, Tony (Northwestern)	C	1979
Armstrong, Trace (Florida)	DT	1989-94
Arnett, Jon (USC)	HB	1964-66
Arp, John (Lincoln)	T	1987
Artoe, Lee (California)	T	1940-43
Ashburn, Clifford (Nebraska)	T	1930
Asher, Bob (Vanderbilt)	T	1972-75
Ashmore, M. Roger* (Gonzaga)	T	1927
Aspatore, Edward* (Marquette)	T	1934
Atkins, Doug (Tennessee)	E	1955-66
Atkins, Kelvin (Illinois)	LB	1983
Autrey, Billy (SF Austin)	C	1953
Auzenne, Troy (California)	T	1992-95
Avellini, Bob (Maryland)	QB	1975-84
Aveni, John (Indiana)	E	1959-60

B

Babartsky, Al (Fordham)	T	1943-45
Babinecz, John (Villanova)	LB	1975
Badaczewski, J. (Western Reserve)	G	1953
Bailey, Johnny (Texas A & I)	WR	1990-91
Baisi, Al (West Virginia)	G	1940-42
Baker, Myron (Louisiana Tech)	LB	1993-95
Banks, Fred (Liberty)	WR	1993
Barker, Richard* (Iowa State)	G	1921

Barnes, Erich (Purdue)	HB	1958-60
Barnes, Gary (Clemson)	E	1964
Barnes, Joe (Texas Tech)	QB	1974
Barnes, Lew (Oregon)	WR	1986
Barnett, Steve (Oregon)	T	1963
Barnhardt, Tom (North Carolina)	P	1987
Barwegan, Richard* (Purdue)	G	1950-52
Baschnagel, Brian (Ohio State)	WR	1976-84
Bass, Robert (Miami-FL)	LB	1995
Bassi, Dick* (Santa Clara)	G	1938-39
Battles, Bill (Brown)	E	1939
Bauman, Alf (Northwestern)	T	1948-50
Bausch, Frank* (Kansas)	C	1937-40
Baynham, Craig (Georgia Tech)	RB	1970
Becker, Dave (Iowa)	S	1980
Becker, Doug (Notre Dame)	LB	1978
Becker, Kurt (Michigan)	G	1982-89
Becker, Wayland (Marquette)	E	1934
Bell, Bob (Missouri)	LB	1987
Bell, Kay* (Washington State)	T	1937
Bell, Todd (Ohio State)	S	1981-86
Bennett, Ben (Duke)	QB	1987
Benton, Jim (Arkansas)	E	1943
Berger, Mitch (Colorado)	P	1995
Bergerson, Gilbert* (Oregon State)	G	1932-33
Berry, Connie, M. (NC State)	E	1942-46
Berry, Royce (Houston)	DE	1976
Best, Art (Kent State)	RB	1977-78
Bettis, Tom (Purdue)	LB	1963
Betttridge, John (Ohio State)	HB	1937
Bingham, Don (Sul Ross)	HB	1956
Bishop, Bill (North Texas)	T	1952-60
Bishop, Don (Los Angeles City)	E	1959
Bivins, Charles* (Morris Brown)	HB	1960-66
Bjork, Del* (Oregon)	T	1937-38
Blackburn, JA	T	1923
Blacklock, Hugh* (Michigan State)	T	1920-25
Blackman, Lennon (Tulsa)	HB	1930
Blackwell, Kelly (TCU)	TE	1992
Blair, Paul (Oklahoma State)	T	1986-87
Blanda, George (Kentucky)	QB-K	1949-58
Blaylock, Anthony (Winston-Salem)	CB	1993
Boden, Lynn (South Dakota State)	G	1979
Bolan, George* (Purdue)	FB	1921-24
Bonderant, JB* (DePaul)	C	1922
Boone, JR (Tulsa)	HB	1948-51
Bortz, Mark (Iowa)	G	1983-94
Boso, Cap (Illinois)	TE	1987-91
Bowers, Sam (Fordham)	TE	1987
Bowens, Fabien (W. Illinois)	WR	1995-96
Brackett, ML (Auburn)	T	1956-57
Bradley, Chuck (Oregon)	TE	1977
Bradley, Ed (Wake Forest)	G	1950-52
Bradley, Steve (Indiana)	QB	1987
Braidwood, Charles* (Chattanooga)	E	1932
Bramhall, Art (DePaul)	HB	1931
Bratkowski, Zeke (Georgia)	QB	1954-57; 60-72
Bray, Ray* (Western Michigan)	G	1939-48
Brewers, Chris (Arizona)	RB	1987
Briggs, Greg (Texas Southern)	LB	1996
Brink, Larry (Northern Illinois)	E	1954
Britton, Earl* (Illinois)	FB	1925

BEARS ALL-TIME ROSTER

Brockman, Edward (Oklahoma)	B	1930
Brooks, Anthony (E. Texas St.)	WR	1993
Brown, Charlie (Syracuse)	DB	1966-67
Brown, Ed (San Francisco)	QB	1954-61
Brown, Kevin (W. Texas State)	P	1987
Brown, William (Illinois)	FB	1961
Brue, Bob (Mankato State)	TE	1976
Brumbaugh, Carl* (Florida)	QB	1930-37
Brupbacher, Ross (Texas A&M)	LB	1970-73
Bryan, Johnny* (Chicago)	HB	1922-25
Bryant, Waymond (Tennessee St.)	LB	1974-77
Buck, Arthur (John Carroll)	HB	1941
Buckler, William "Bill" (Alabama)	G	1926-31
Buffone, Doug (Louisville)	LB	1966-79
Buford, Maury (Texas Tech)	P	1985-86; 89-91
Buivid, Ray* (Marquette)	QB-HB	1937-38
Bukich, Rudy (USC)	QB	1958-59; 62-68
Bull, Ronnie (Baylor)	B	1962-70
Burdick, Lloyd* (Illinois)	T	1931-32
Burgeis, Glenn (Tulsa)	T	1945
Burger, Todd (Penn State)	G	1993-96
Burks, Randy (SE Oklahoma St.)	WR	1976
Burman, George (Northwestern)	T	1964
Burton, James (Fresno State)	CB	1994-96
Buss, Arthur (Michigan State)	T	1934-35
Bussey, Young* (LSU)	QB	1940-41
Bulkus, Dick (Illinois)	LB	1965-73
Butler, Gary (Rice)	TE	1975
Butler, Kevin (Georgia)	K	1985-95
Butterfield, Mark (Stanford)	QB	1996
Buzin, Rich (Penn State)	T	1972

C

Cabral, Brian (Colorado)	LB	1981-85
Cadle, James (San Jose State)	G	1962-72
Caffey, Lee Roy* (Texas A&M)	LB	1970
Cain, Joe (Oregon Tech)	LB	1993-96
Cailland, Lee (Louisville)	CB	1969
Cameron, Jack (Winston-Salem)	WR	1984
Campana, Al (Youngstown)	HB	1950-53
Campbell, Gary (Colorado)	LB	1977-83
Campbell, Leon (Arkansas)	FB	1952-54
Canady, James (Texas)	HB	1948-49
Carier, Mark (USC)	S	1990-96
Carey, Bob* (Michigan State)	E	1958
Carl, Harland (Wisconsin)	HB	1956
Carlson, Jules "Zuck" (Oregon St.)	G	1929-36
Caroline, JC (Illinois)	HB	1956-65
Carter, Marty (Mid. Tenn. St.)	S	1995-96
Carter, Tony (Minnesota)	RB	1994-96
Carter, Virgil (BYU)	QB	1968-71
Casares, Rick (Florida)	FB	1955-64
Casoy, Tim (Oregon)	LB	1969
Cash, Kerry (Texas)	TE	1996
Castelo, Jesse (McNeese State)	HB	1956
Chamberlin, Guy* (Nebraska)	E	1920-21
Chambers, Wally (E Kentucky)	DT	1973-77
Chapura, Dick (Missouri)	DT	1987-89
Chesley, Al (Pittsburgh)	LB	1982
Chesney, Chester "Chef" (DePaul)	C	1939-40
Childs, Clarence (Florida A&M)	DB	1968

Christian, Bob (Northwestern)	FB	1992-94
Cifers, Ed (Tennessee)	E	1947-48
Clark, Darryl (Texas)	RB	1987
Clark, Gail (Michigan State)	LB	1973
Clark, Greg (Arizona State)	LB	1988
Clark, Harry (West Virginia)	HB	1940-43
Clark, Herman* (Oregon State)	G	1952-56
Clark, Jon (Temple)	T	1996
Clark, Phil (Northwestern)	DB	1970
Clarkson, Stuart* (Texas A&I)	G	1942, 46-50
Clemons, Craig (Iowa)	S	1972-77
Coady, Rich (Memphis State)	C/E	1970-74
Cobb, Mike (Michigan State)	TE	1978-81
Cobb, Trevor (Rice)	RB	1994
Cody, Ed (Purdue)	FB	1949-50
Coia, Angelo (USC)	HB	1960-63
Cole, Emerson (Toledo)	FB	1952
Cole, Linzy (TCU)	WR	1970
Coley, James (Clemson)	TE	1990
Collier, Ervin (Florida A & M)	DT	1995
Concannon, Jack (Boston College)	QB	1967-71
Conkright, Bill* (Oklahoma)	C	1937-38
Connor, George (Notre Dame)	T	1948-55
Conway, Curtis (USC)	WR	1993-96
Conzelman, Jim* (Washington)	HB	1920
Cook, Marv (Iowa)	TE	1994
Cooke, Ed (Maryland)	E	1958
Copeland, Ron* (UCLA)	WR	1969
Corbett, George* (Millikin)	HB	1932-38
Corish, Frank (Grambling)	DT	1966-70
Corzine, Lester (Davis & Elkins)	HB	1938
Cotton, Craig (Youngstown)	TE	1973
Covert, Jim (Pittsburgh)	T	1983-90
Cowan, Les (McMurry)	T	1951
Cox, Bryan (W. Illinois)	LB	1996
Cox, Ron (Fresno State)	LB	1990-95
Crawford, Fred (Duke)	T	1934-35
Crawford, James "Mush" (Illinois)	G	1925
Croft, Abe* (SMU)	E	1944-45
Croftcheck, Don (Indiana)	G	1967
Cross, Bob* (SF Austin State)	T	1952-53
Culver, Alvin (Notre Dame)	T	1932
Cunningham, Harold (Ohio State)	E	1929
Curchin, Jeff (Florida State)	T	1970-71

D

Daffer, Ted (Tennessee)	E	1954
Damore, John (Northwestern)	C	1957-58
Daniell, Jim (Ohio State)	T	1945
Daniels, Dick (Pacific-Oregon)	S	1969-70
Davis, Art (Alabama State)	T	1953-54
Davis, Fred (Alabama)	T	1946-51
Davis, Harper (Mississippi State)	HB	1950
Davis, John (Missouri)	DB	1970
Davis, Rob (Shippensburg - PA)	DT-LS	1996
Davis, Roger (Syracuse)	G	1960-63
Davis, Wendell (LSU)	WR	1988-93
Dean, Fred (Texas Southern)	G	1977
DeCorrevont, Bill* (Northwestern)	HB	1948-49
DeLong, Steve (Tennessee)	DE	1972
Deloplane, Jack (Salem)	RB	1979

BEARS ALL-TIME ROSTER

Dempsey, Frank (Florida)	G	1950-53
Dennery, Austin (Tennessee)	E	1967-69
Dent, Richard (Tennessee St.)	DE	1983-93; 95
Devlin, Chris (Penn State)	LB	1978
Dewveall, Willard (SMU)	E	1959-60
Digris, Bernie (Holy Cross)	T	1943
Dimancheff, Boris Babe (Purdue)	HB	1952
Ditka, Mike (Pittsburgh)	TE	1961-66
Dodd, Al (NW Louisiana)	DB	1967
Doehring, John "Bull"	FB	1932-37
Doerger, Jerry (Wisconsin)	T	1982
Donchez, Tom (Penn State)	RB	1975
Dooley, Jim (Miami-OH)	E	52-54, 56-57, 59-62
Dottley, John (Mississippi)	FB	1951-53
Douglas, Merrill (Utah)	FB	1958-60
Douglass, Bobby (Kansas)	QB	1969-75
Douglass, Maurice (Kentucky)	DB	1986-93
Douthitt, Earl (Iowa)	S	1975
Dreher, Fred (Denver)	E	1938
Dressen, Charley	QB	1920
Drews, Ted (Princeton)	E	1928
Dreyer, Wally (Wisconsin)	HB	1949
Driscoll, Paddy* (Northwestern)	HB	1920, 26-24
Druis, Chuck* (Temple)	G	1942, 45-50
Drury, Lyle (St. Louis)	E	1930-31
Drzewicki, Ron (Marquette)	HB	1955; 57
Duarte, George (N Arizona)	CB	1987
Duerson, Dave (Notre Dame)	S	1983-89
Dugger, Jack (Ohio State)	E	1949
Dulaney, Mike (North Carolina)	RB	1995-96
Dunlap, Bob (Oklahoma)	QB	1935
Dunsmore, Pat (Drake)	TE	1983-84
Dyko, Chris (Washington St.)	T	1989

• E •

Earl, Robin (Washington)	RB-TE	1977-82
Ecker, Ed* (John Carroll)	T	1947
Edwards, Cid (Tennessee State)	RB	1975
Eilers, Pat (Notre Dame)	S	1995
Ellis, Allan (UCLA)	CB	73-77, 79-80
Elmes, Leland* (Bradley)	QB	1929
Ely, Harold (Iowa)*	G	1932
Ely, Larry (Iowa)	LB	1975
Engelbrechtsen, Paul* (Northwestern)	G	1932
Englund, Harry	E	1920-23
Engram, Bobby (Penn State)	WR	1996
Epps, Tony (Memphis State)	DT	1993-94
Erickson, Harold* (Wash. & Jeff.)	HB	1925
Evans, Earl (Harvard)	T	1926-29
Evans, Fred (Notre Dame)	HB	1948
Evans, Vince (USC)	QB	1977-83
Evey, Dick (Tennessee)	T	1964-69

• F •

Fada, Rob (Pittsburgh)	G	1983-84
Fain, Richard (Florida)	CB	1992
Falkenberg, Herb* (Trinity)	FB	1952
Famiglietti, Gary* (Boston U.)	FB	1938-45
Fanning, Stan (Idaho)	T	1960-62
Farmer, George (UCLA)	WR	1970-75

Farrington, John* (Prairie View)	E	1960-63
Farris, Tom (Wisconsin)	QB	1946-47
Feathers, Beattie* (Tennessee)	HB	1934-37
Febel, Fritz* (Purdue)	G	1935
Federovich, John (Davis & Elkins)	T	1941-42
Feichtinger, Andy*	E	1920-21
Fencik, Gary (Yale)	S	1976-87
Fenimore, Bob (Oklahoma A&M)	HB	1947
Ferguson, JB	T	1932
Ferguson, Jim (South Carolina)	CLB	1969
Fetz, Gus*	FB	1923
Figner, George (Colorado)	HB	1953
Finzer, Dave (DePauw)	P	1984
Fisher, Bob (SMU)	TE	1980-81
Fisher, Jeff (USC)	CB	1981-84
Fitzgerald, Greg (Iowa)	DT	1987
Flaherty, Pat* (Princeton)	E	1923
Flanagan, Dick (Ohio State)	G	1948-49
Flanagan, Latham (Carnegie Tech)	E	1931
Flanigan, Jim (Notre Dame)	DT	1994-96
Flockenstein, Bill (Iowa)	G	1925-30
Floyd, Bobby Jack (TCU)	FB	1953
Flutie, Doug (Boston College)	QB	1986
Fontenot, Al (Baylor)	DE	1993-96
Fontenot, Jerry (Texas A&M)	G	1989-96
Forbes, Marlon (Penn State)	S	1996
Ford, Charlie (Houston)	CB	1971-73
Fordham, Jim* (Georgia)	FB	1944-45
Forrest, Tom (Cincinnati)	G	1974
Forte, Aldo (Montana State)	G	1939-42
Fortmann, Dan* (Colgate)	G	1936-43
Fortunato, Joe (Mississippi State)	LB	1955-66
Francis, Sam (Nebraska)	FB	1937-38
Franklin, Paul* (Franklin)	E	1930-34
Frazier, Leslie (Alcorn State)	CB	1981-85
Frederick, Andy (New Mexico)	T	1983-85
Frump, Milton (Ohio Wesleyan)	G	1930
Fuller, Steve (Clemson)	QB	1984-86
Furrer, Will (Virginia Tech)	QB	1992

• G •

Gagnon, Dave (Fermis State)	RB	1974
Gaines, Wentford (Cincinnati)	CB	1978-80
Galimore, Willie* (Florida A&M)	HB	1957-63
Gallagher, Dave (Michigan)	DE	1974
Gallameau, Hugh (Stanford)	HB	41-42, 45-47
Gardocki, Chris (Clemson)	P/K	1991-94
Garrett, Carl (New Mexico H'lands)	RB	1973-74
Garrett, T. (Oklahoma A&M)	C	1947-48
Garrett, WD (Mississippi State)	T	1950
Garvey, A. "Hec" (Notre Dame)	E	1922-25
Garvey, Ed* (Notre Dame)	HB	1925
Gault, Willie (Tennessee)	WR	1983-87
Gayle, Shaun (Ohio State)	S	1984-94
Gedney, Chris (Syracuse)	TE	1993-96
Gentry, Curtiss (Maryland State)	DB	1966-68
Gentry, Dennis (Baylor)	WR	1982-92
George, Bill* (Wake Forest)	G/LB	1952-65
Gepford, Sid* (Millikin & Bethany)	B	1920
Gersbach, Carl (West Chester St.)	LB	1975
Geyer, Bill (Colgate)	HB	1942-43, 46

BEARS ALL-TIME ROSTER

[illegible]

ALL-TIME PRACTICE SQUAD

Age, Louis (T)*	1992	Houston, Harrison (WR)	1995	Primus, Greg (WR)*	1994
Backes, Tom (DT)	1991	Hyche, Steve (LB)*	1989	Randolph, Charles (TE)	1996
Bero, Brian (FB)	1989	Ihnatt, Eric (TE)	1991	Ray, Rodney (DB)	1996
Bennett, Brandon (RB)	1995-96	Ireland, Darwin (LB)*	1995	Schwartz, Jim (LB)*	1992-93
Bownes, Fablen (WR)*	1995-96	Ivlov, John (FB)	1993	Smith, Quintin (WR)*	1990
Brewer, Dewell (FB)	1993	Jones, Danté (LB)*	1990	Snyder, Brent (QB)	1990
Burger, Todd (G)*	1993	Joseph, Dwayne (CB)*	1994	Streeter, George (S)*	1989
Christian, Bob (FB)*	1992	Justin, Paul (QB)	1991	Taylor, Brian (CB)*	1989
Cobb, Trevor (FB)	1994	Kmet, Frank (DL/OL)	1993	Waddle, Tom (WR)*	1989
Coleman, Mill (WR)	1995-96	Lott, James (CB)*	1990-91	Wagner, Barry (WR)*	1992
Coley, James (TE)*	1989	Marshall, Anthony (S)*	1994	Wetnight, Ryan (TE)*	1993
Collier, Ervin (DT)	1994-95	Martin, Chris (CB)*	1996	Whelan, Tom (K/P)	1990
Dulaney, Mike (FB)*	1995	Matusz, Roman (T)	1990	Wright, Eric*	1991-92
Forbes, Marlon (CB)	1995-96	McCardell, Keenan (WR)	1993		
Harris, Willie (WR)	1993	Norman, Todd (OL)	1994		
Harrison, Todd (TE)	1992	Polk, Octus (OL)*	1995-96		
Hicks, Michael (RB)*	1996	Price, Terry (DT)	1990		

The above players were all signed to the Bears practice squad (or "developmental squad" as it was referred to in its first year, 1989).

* Indicates player was signed to active roster, and played in a game.

Bold players are on the current Bears roster.

- The following current Bears spent time on other teams' practice squads: John Mangum (TB), Kevin Minifiefield (Det), Keith Jennings (Dal), Mark Butterfield (Ariz).
- A player is on the practice squad is not "protected". However, for another team to sign a practice squad player, that team must put the player on their active roster. The Bears have signed seven players to their active roster off other teams' practice squads: John Mangum (TB), Kevin Minifiefield (Det), Trevor Cobb (Pit), Willie Harris (Buf), Chris Holder (GB), Kenny Shedd (NYJ), Mark Butterfield (Ariz).
- Twenty-three of the 43 players signed to the practice squad have played in at least one game for the Bears. Only three players (Willie Harris, James Lott, and Octus Poik) have been signed to the active roster from the practice squad, but did not play in a game. At least three players did not play with the Bears, but saw action in a regular season game for another team: Dwell Brewer (Ind), Steve Hyche (Phx), and Keenan McCardell (Clev).

BEARS ALL-TIME ROSTER

Harper, Roland (Louisiana Tech) . . .	RB	75-78, 80-82
Harris, Al (Arizona State) . . .	DE	1979-87
Harris, Chuck (West Virginia) . . .	T	1987
Harris, Frank (NC State) . . .	RB	1987
Harris, Raymond (Ohio State) . . .	RB	1994-96
Harris, Richard (Grambling) . . .	DE	1974-75
Harris, Sean (Arizona) . . .	LB	1995-96
Harris, Walt (Mississippi State) . . .	CB	1996
Harris, Willie (Mississippi State) . . .	WR	1993
Harrison, Jim (Missouri) . . .	RB	1971-74
Hart, Tommy (Morris Brown) . . .	DE	1978-79
Hartenstein, Mike (Penn State) . . .	DE	1975-86
Hartman, Fred (Rice) . . .	T	1947
Hartnett, Perry (SMU) . . .	G	1962-83
Haselrig, Clint (Michigan) . . .	WR	1974
Hatley, John (Sul Ross) . . .	G	1953
Hawkins, Garland (Syracuse) . . .	DE	1995
Hazelton, Major (Florida A&M) . . .	DB	1968-69
Healey, Ed* (Dartmouth) . . .	T	1922-27
Healy, Don (Maryland) . . .	G	1958-59
Heardon, Tom* (Notre Dame) . . .	QB	1929
Heck, Andy (Notre Dame) . . .	T	1994-96
Heileman, Charles* (Iowa State) . . .	E	1939
Heimuli, Lakei (BYU) . . .	RB	1987
Helwig, John* (Notre Dame) . . .	G	1953-56
Hempol, Bill (Carroll) . . .	T	1942
Henderson, Reuben (San Diego St.) . .	CB	1981-82
Hensley, Dick (Kentucky) . . .	E	1953
Herron, Bruce (New Mexico) . . .	LB	1978-82
Hester, Jim (North Dakota) . . .	TE	1970
Hewitt, Bill* (Michigan) . . .	E	1932-36
Heyward, Craig (Pittsburgh) . . .	FB	1993
Hibbs, Jesse (USC) . . .	T	1931
Hicks, Michael (S. Carolina St.) . . .	RB	1996
Hicks, Tom (Illinois) . . .	LB	1976-80
High, Lennie . . .	HB	1920
Hilgenberg, Jay (Iowa) . . .	C	1981-91
Hill, Harlon (Florence St. Tchrs) . . .	E	1954-61
Hill, Ike (Catawba) . . .	WR	1973-74
Hintz, Mike (Wis-Platteville) . . .	DB	1987
Hoban, Mike (Michigan) . . .	G	1974
Hobscheid, Fred* (Chicago) . . .	G	1927
Hodgins, Norm (LSU) . . .	S	1974
Hoffman, Jack (Xavier) . . .	E	1952-56
Hoffman, John (Hawaii) . . .	DE	1971
Hoffman, John* (Arkansas) . . .	E	1949-56
Hoge, Merrill (Idaho) . . .	RB	1994
Hohensee, Mike (Minnesota) . . .	QB	1987
Hoke, Jonathan (Ball State) . . .	CB	1980
Holloway, Glen (N Texas State) . . .	G	1970-73
Holman, Willie (South Carolina St.) . .	DE	1968-73
Holmer, Walter* (Northwestern) . . .	FB	1929-30
Holovak, Mike (Boston College) . . .	FB	1947-48
Hootowitz, Al (Washington State) . . .	T	1941-45
Horton, Larry (Iowa) . . .	DT	1972-73
Howard, Dana (Illinois) . . .	LB	1996
Howley, Charles (West Virginia) . . .	C	1958-59
Hrivyak, Gary (Purdue) . . .	DT	1973-76
Huerta, John (Notre Dame) . . .	QB	1972
Huerta, Carlos (Miami-FL) . . .	K	1996
Huff, Gary (Florida State) . . .	QB	1973-76
Huffine, Ken* (Purdue) . . .	QB	1921

Hugasian, Harry (Stanford)	HB	1955
Hughes, Billy* (Texas)	C	1940-41
Hull, Mike (USC)	FB	1968-70
Hultz, Don (Southern Miss.)	DT	1974
Humphries, Stefan (Michigan)	G	1984-86
Hunsinger, Chuck (Florida)	HB	1950-52
Hunt, Jackie (Marshall)	HB	1945
Hurst, William (Oregon)	G	1924
Hutchison, Anthony (Texas Tech)	RB	1983-84
Huther, Bruce (New Hampshire)	LB	1982
Hyche, Steve (Livingston)	LB	1989
Hyland, Bob (Boston College)	C	1970

• • •

Ingwerson, Burt* (Illinois)	G	1920-21
Ippolito, Anthony* (Purdue)	G	1943
Ireland, Darwin (Arkansas)	LB	1994-95
Ivlow, John (Colorado State)	RB	1993

• J •

Jackson, Bobby (Alabama)	HB	1961
Jackson, Jack (Florida)	WR	1995-96
Jackson, John (USC)	WR	1996
Jackson, Noah (Tampa)	G	1975-83
Jackson, Randy (Florida)	T	1967-74
Jackson, Vestee (Washington)	CB	1986-90
Jaeger, Jeff (Washington)	K	1996
Jagade, Chick* (Indiana)	FB	1954-55
James, Dan (Ohio State)	T	1967
Janata, John (Illinois)	T	1983
Janet, Ernie (Washington)	G	1972-74
January, Mike (Texas)	LB	1987
Jarmoluk, Mike (Temple)	T	1946-47
Jecha, Ralph (Northwestern)	G	1955
Jeffries, Eric (Texas)	CB	1987
Jencks, Robert (Miami, OH)	E	1963-64
Jennings, Keith (Clemson)	TE	1991-96
Jensvold, Leo* (Iowa)	QB	1931
Jeter, Bob (Iowa)	CB	1971-73
Jeter, Perry (California Poly Tech)	RB	1956-57
Jewett, Bob (Michigan State)	E	1958
Jiggetts, Dan (Harvard)	T	1976-82
Joesting, Herb* (Minnesota)	FB	1931-32
Johnson, Albert (Kentucky)	FB	1938
Johnson, Anthony (Notre Dame)	RB	1995
Johnson, Bill* (SMU)	G	1946-47
Johnson, Greg (Florida State)	DT	1977
Johnson, Jack (Miami)	B	1957-59
Johnson, John (Indiana)	T	1963-68
Johnson, Keshon (Arizona)	CB	1993-95
Johnson, Leo (Milikin)	HB	1920
Johnson, OG*	FB	1924
Johnson, Pete (VMI)	B	1959
Johnson, Troy (Oklahoma)	LB	1988-89
Johnson, Will (NE Louisiana)	LB	1987
Johns, Luke* (Northwestern)	E	1929-37
Jones, Bob (San Diego State)	E	1967
Jones, Dante (Oklahoma)	LB	1988-94
Jones, Edgar (Pittsburgh)	HB	1945
Jones, Jerry* (Notre Dame)	G	1920-21

BEARS ALL-TIME ROSTER

Jones, Jimmy (Wisconsin)	E	1965-67
Jones, Stan (Maryland)	T	1954-65
Jordan, Donald (Houston)	RB	1984
Joseph, Dwayne (Syracuse)	CB	1995-96
Juenger, Dave (Ohio U.)	WR	1973
Jurkovic, Mirko (Notre Dame)	G	1992

• K •

Karr, William* (West Virginia)	E	1933-38
Karras, Ted (Indiana)	G	1960-64
Karwales, Jack (Michigan)	E	1946-47
Kassel, Chuck* (Illinois)	E	1927
Kavanaugh, Ken (LSU)	E	40-41; 45-50
Kawal, Ed* (Illinois)	C	1931-36
Keane, Jim (Iowa)	E	1946-51
Keefe, Jerry* (Notre Dame)	G	1920
Kelly, Elmo (Wichita U.)	E	1944
Kelly, Jim (Tennessee State)	TE	1974
Kendricks, Jim (Texas A&M)	T	1924
Kerlasotis, Nick (St. Ambrose)	G	1942-44
Keyes, Marcus (North Alabama)	DT	1996
Keys, Tyrone (Mississippi St.)	DE	1983-85
Kiesling, Walter* (St. Thomas)	G	1934
Kilcullen, Bob (Texas Tech)	T	1957-65
Kilgore, Jon (Auburn)	P	1968
Kindt, Don (Wisconsin)	HB	1947-55
Kindt, Don Jr. (Wis-LaCrosse)	TE	1987
King, Ralph (Chicago)	T	1925
Kinney, Steve (Utah State)	T	1973-74
Kirk, Ken (Mississippi)	C	1960
Kissell, Adolph (Boston College)	FB	1942
Klawitter, Dick* (S. Dakota State)	C	1956-57
Klein, Dick (Iowa)	T	1958-59
Knapczyk, Ken (Northern Iowa)	WR	1987
Knopp, Oscar* (Illinois)	FB	1923-28
Knox, Bill (Purdue)	DB	1974-76
Knox, Ron (UCLA)	QB	1957
Koehler, Robert* (Northwestern)	FB	1920-21
Kolman, Ed* (Temple)	T	1940-44
Konovsky, Bob* (Wisconsin)	G	1960
Kopcha, Joe* (Chattanooga)	G	1929-33
Kortas, Kenneth (Louisville)	T	1969
Kosins, Gary (Dayton)	RB	1972-74
Kozlowski, Glen (BYU)	WR	1987-92
Kramer, Erik (NC State)	QB	1994-96
Kreamcheck, John (Wm. & Mary)	T	1953-55
Kreitling, Rich (Illinois)	E	1964
Kreiwald, Doug (West Texas State)	G	1967-68
Krenk, Mitch (Nebraska)	TE	1984
Krieg, Dave (Milton College-WI)	QB	1996
Krumm, Todd (Michigan State)	S	1988
Kuechenberg, Rudy (Indiana)	LB	1967-69
Kunz, Lee (Nebraska)	LB	1979-81
Kurek, Ralph (Wisconsin)	FB	1965-70

• L •

LaFleur, Joe* (Marquette)	FB	1922-24
LaForest, W.*	FB	1920
Lahar, Harold (Oklahoma)	G	1941-42
Lamb, Walter (Oklahoma)	E	1946

Landry, Greg (Massachusetts)	QB	1984
Lanum, R. "Jake" (Ill & Millikin)	QB	1920-24
Larson, Fred* (Notre Dame)	C	1922
Lashar, Tim (Oklahoma)	K	1987
Lasker, Greg (Arkansas)	S	1988
Latta, Greg* (Morgan State)	TE	1975-80
Lawler, Allen (Texas)	HB	1948
Lawson, Roger (W. Michigan)	RB	1972-73
Layne, Bobby* (Texas)	QB	1948
Leahy, Bernie (Notre Dame)	HB	1932
Leclerc, Roger (Trinity)	K/LB	1960-66
Lee, Buddy (LSU)	QB	1971
Lee, Herman (Florida A&M)	T	1958-66
Leeuwenburg, Jay (Colorado)	G	1992-95
Leeuwenburg, Rich (Stanford)	T	1965
Leggett, Earl (LSU)	T	1957-65
Lemon, Clifford* (Centre)	T	1926
Leonard, James (Colgate)	T	1924
Lesane, James (Virginia)	HB	1952-53
Lewis, Darren (Texas A & M)	RB	1991-93
Lewis, Nate (Oregon Tech)	WR	1994-95
Lewis, Scotty (Baylor)	DT	1995
Lick, Dennis (Wisconsin)	T	1976-81
Lincoln, Jeremy (Tennessee)	CB	1992-95
Line, Bill (SMU)	DT	1972
Lintzenich, Joseph* (St. Louis)	FB	1930-31
Lipscomb, Paul* (Tennessee)	T	1954
Lisch, Rusty (Notre Dame)	QB	1984
Livers, Virgil (W. Kentucky)	CB	1975-79
Livingston, Andy (Phoenix JC)	B	1964-65
Livingston, Howie* (Fullerton JC)	DB	1953
Logan, James (Indiana)	G	1942-43
Long, Harvey (Detroit)	T	1929
Long, Johnny* (Colgate)	QB	1944-45
Lowe, Lloyd (North Texas State)	HB	1953-54
Lowery, Michael (Mississippi)	LB	1996
Luckman, Sid (Columbia)	QB	1939-50
Lujack, Johnny (Notre Dame)	QB	1948-51
Lundy, Dennis (Northwestern)	RB	1995
Lusby, Vaughn (Arkansas)	CB	1980
Lyle, Garry (G. Washington)	CB	1968-74
Lyman, Roy "Link" (Nebraska)	T	26-28; 30-31; 33-34
Lynch, Lorenzo (Cal St.-Sac.)	DB	1987-89
Lyon, George (Kansas State)	T	1929

• M •

MacLeod, Robert (Dartmouth)	HB	1939-40
Macon, Ed (College of Pacific)	HB	1952-53
MacWherter, Kile* (Bethany)	FB	1920
Magnani, Dante* (St. Mary's)	HB	1943; 46; 49
Maillard, Ralph (Creighton)	T	1929
Malone, Charles (Texas A&M)	E	1933
Manders, Jack* (Minnesota)	HB	1933-40
Maness, James (TCU)	WR	1985
Mangum, John (Alabama)	S	1990-96
Maniaci, Joe (Fordham)	RB	1938-41
Manning, Pete (Wake Forest)	E	1960-61
Manske, Edgar (Northwestern)	E	1937-40
Marconi, Joe* (West Virginia)	FB	1962-66
Margarita, Bob (Brown)	HB	1944-46
Margerum, Ken (Stanford)	WR	81-83; 85-86

BEARS ALL-TIME ROSTER

Marshall, Anthony (LSU)	DB	1994-96
Marshall, Wilber (Florida)	LB	1984-87
Martin, Bill (Georgia Tech)	E	1964-65
Martin, Billy (Minnesota)	HB	1962-64
Martin, Chris (Northwestern)	CB	1996
Martin, Dave (Notre Dame)	LB	1969
Martin, Frank (Alabama)	HB	1941
Martinovich, P. (College of Pacific)	G	1940
Maslowski, Matt (San Diego U.)	WR	1972
Mass, Wayne (Clemson)	OT	1968-70
Masters, Bob* (Baylor)	FB	1943-44
Masterson, Bernie* (Nebraska)	QB	1934-40
Masterson, Forest (Iowa)	C	1945
Mastrogary, Gus* (Iowa)	E	1931
Matheson, Jack* (W. Michigan)	E	1947
Mattes, Ron (Virginia)	T	1991
Matthews, Shane (Florida)	QB	1993-96
Mattson, Riley (Oregon)	T	1965
Matuza, Al (Georgetown)	C	1941-44
May, Chester	G	1920
May, Walter O. "Red"	G	1920
Mayes, Rufus (Ohio State)	T	1969
Maznicki, F. (Boston College)	HB	1942-43
McAfee, George (Duke)	HB	1940-41; 45-50
McClendon, Willie (Georgia)	RB	1979-82
McColl, Bill (Stanford)	E	1952-59
McCray, Bruce (W. Illinois)	CB	1987
McDonald, Lester* (Nebraska)	E	1937-39
McElwain, Bill (Northwestern)	HB	1925
McEnulty, Doug (Wichita)	FB	1943-44
McGee, Tony (Bishop College)	DE	1971-73
McGuire, Gene (Notre Dame)	C	1993
McInerney, Sean (Frostburg State)	DT	1987
McKinney, Phil (UCLA)	T	1982
McKinney, Bill (West Texas)	LB	1972
McKinnon, Dennis (Florida State)	WR	83-85; 87-89
McLean, Ray* (St. Anselm)	HB	1940-47
McMahon, Jim (BYU)	QB	1982-88
McMichael, Steve (Texas)	DT	1981-93
McMillen, Jim* (Illinois)	G	1924-29
McMullen, Daniel* (Nebraska)	G	1930-31
McMurtry, Greg (Michigan)	WR	1994
McPherson, Forrest (Nebraska)	G	1935
McRae, Bennie (Michigan)	HB	1962-70
McRae, Franklin (Tenn. State)	DT	1967
Meadows, Ed* (Duke)	E	1954-56
Mellokas, John (Arizona)	T	1956-60
Merkel, Monte (Kansas)	G	1942-43
Merrill, Mark (Minnesota)	LB	1979
Meyers, Denny* (Iowa)	T	1931
Meyers, Jerry (N. Illinois)	DL	1976-79
Michaels, Edward* (Villanova)	G	1935
Mihal, Joe* (Purdue)	T	1940-41
Miller, Charles "Ookie" (Purdue)	C	1932-37
Miller, Milford (Chadron)	T	1932
Milner, Bill (Duke)	G	1947-49
Milton, Eldridge (Clemson)	LB	1987
Miniefield, Kevin (Arizona State) ...	CB	1993-96
Minini, Frank (San Jose State)	HB	1947-49
Minter, Barry (Tulsa)	LB	1993-96
Mintum, John F. "Jack"	C	1921-22
Mitchell, Charley (Tulsa)	HB	1945

Mohardt, John* (Notre Dame)	HB	1925
Molesworth, Keith* (Monmouth)	HB	1931-37
Montgomery, Randy (Weber State)	CB	1974
Montgomery, Ross (TCU)	FB	1969-70
Mooney, Jim* (Georgetown)	E	1935
Mooney, Tip* (Abilene Christian)	HB	1944-46
Moore, Albert (Northwestern)	QB	1932
Moore, Jerry (Arkansas)	S	1971-72
Moore, Joe (Missouri)	RB	1971-72
Moore, McNeil (Sam Houston)	HB	1954-56
Moore, Rocco (Western Michigan)	G	1980
Moorehead, Emery (Colorado)	TE	1981-88
Morgan, Anthony (Tennessee)	WR	1991-93
Morgan, Mike (Wisconsin)	RB	1978
Morris, Francis (Boston U.)	HB	1942
Morris, Johnny (Santa Barbara)	FL	1958-67
Morris, Jon (Holy Cross)	C	1978
Morris, Larry (Georgia Tech)	LB	1959-65
Morris, Ray (UTEP)	LB	1987
Morris, Ron (SMU)	WR	1987-92
Morrison, Fred (Ohio State)	FB	1950-53
Morrissey, Jim (Michigan State)	LB	1985-93
Morton, John (Missouri)	HB	1945
Moser, Robert* (Pacific)	C	1951-53
Mosley, Anthony (Fresno State)	RB	1987
Mosley, Henry (Morris Brown)	HB	1955
Mucha, Charles (Washington)	G	1935
Mucha, Rudy (Washington)	G	1945-46
Muckensturm, Jerry (Arkansas St.)	LB	1976-82
Mudd, Howard (Hillsdale)	G	1969-70
Mullen, Verne* (Illinois)	E	1923-25
Mullins, Don R. (Houston)	HB	1961-62
Mullins, Noah (Kentucky)	HB	1946-49
Mundee, Fred (Notre Dame)	C	1943-45
Murray, Richard* (Marquette)	T	1924
Murry, Don* (Wisconsin)	T	1924-31
Musso, George (Millikin)	G	1933-44
Musso, Johnny (Alabama)	RB	1975-77
Muster, Brad (Stanford)	FB	1988-92
Myslinski, Tom (Tennessee)	OL	1993-94

• N •

Nagurski, Bronko* (Minnesota)	FB	1930-37; 43
Neacy, Clement* (Colgate)	E	1927
Neal, Dan (Kentucky)	C	1975-83
Neal, Ed (LSU)	G	1951
Neck, Tommy (LSU)	HB	1962
Neely, Bobby (Virginia)	TE	1996
Negus, Fred (Wisconsin)	C	1950
Neiderth, John (Louisville)	LB	1970
Nelson, Everett (Illinois)	T	1929
Nesbitt, Dick* (Drake)	HB	1930-33
Newsome, Billy (Grambling)	DE	1977
Newton, Bob (Nebraska)	G	1971-75
Nickla, Ed (Maryland)	G	1959
Nielsen, Hans (Michigan State)	K	1981
Nix, Kent (TCU)	QB	1970-71
Nolting, Ray (Cincinnati)	HB	1936-43
Norberg, Hank (Stanford)	E	1948
Nordquist, Mark (Pacific)	G-C	1975-76
Nori, Reino* (DeKalb)	HB	1938

BEARS ALL-TIME ROSTER

Norman, Dick (Stanford)	QB	1961
Norman, Tim (Illinois)	G	1983
Norris, Jon (American Int'l)	DE	1987
Norvell, Jay (Iowa)	LB	1987
Novoselsky, Brent (Penn)	TE	1988
Nowaskey, Bob* (G Washington)	E	1940-42

O

O'Bradovich, Ed (Illinois)	DE	1962-71
O'Connell, JF* (Penn State)	C	1924
O'Connell, Tom (Illinois)	QB	1953
O'Neill, Pat (Syracuse)	P	1995
O'Quinn, John (Wake Forest)	E	1950-51
O'Rourke, Charles (Boston College)	QB	1942
Obee, Terry (Oregon)	WR	1993-94
Oech, Verne (Minnesota)	G	1936
Oelrich, John* (St. Ambrose)	HB	1938
Ogden, Ray (Alabama)	TE	1969-71
Oliver, Jack (Memphis State)	T	1987
Ortego, Keith (McNeese State)	WR	1985-87
Osborne, Jim (Southern)	DT	1972-84
Osmanski, Bill (Holy Cross)	FB	39-43; 46-47
Osmanski, Joe* (Holy Cross)	FB	1946-49

P

Pagac, Fred (Ohio State)	TE	1974
Page, Alan (Notre Dame)	DT	1978-81
Parsons, Bob (Penn State)	P-TE	1972-81
Patterson, Billy (Baylor)	QB	1939
Paul, Markus (Syracuse)	S	1989-92
Pauley, Frank Don (Wash. & Jeff.)	T	1930
Payton, Sean (E Illinois)	QB	1987
Payton, Walter (Jackson State)	RB	1975-87
Pearce, W. "Pard" (Penn)	QB	1920-22
Pearson, Madison* (Kansas)	C	1929-34
Pederson, Jim (Augsburg)	HB	1932
Peiffer, Dan (SE Missouri State)	C	1975-77
Percival, Mac (Texas Tech)	K	1967-73
Perez, Peter (Illinois)	G	1945
Perina, Bob* (Princeton)	HB	1949-50
Perini, Pete (Ohio State)	FB	1954-55
Perkins, Don (Plattsville)	FB	1945-46
Perrin, Lonnie (Illinois)	RB	1979
Perry, Dodd (Kentucky)	G	1993-96
Perry, William (Clemson)	DT	1985-93
Pettibon, Richie (Tulane)	HB	1959-68
Petty, John* (Purdue)	FB	1942
Petty, Ross* (Illinois)	G	1920
Phillips, Loyd (Arkansas)	DE	1967-69
Phillips, Reggie (SMU)	CB	1985-87
Phipps, Mike (Purdue)	QB	1977-81
Piccolo, Brian* (Wake Forest)	RB	1966-69
Pickens, Bob (Nebraska)	T	1967-68
Pickering, Clay (Maine)	WR	1986
Pifferini, Bob (UCLA)	LB	1972-75
Pilgrim, Evan (BYU)	G	1995-96
Pinder, Cyril (Illinois)	RB	1971-72
Plank, Doug (Ohio State)	S	1975-82
Plasman, Dick* (Vanderbilt)	E	1937-41; 44
Podmajersky, Paul* (Illinois)	G	1944

Polisky, John* (Notre Dame)	G	1929
Polk, Octus (Stephen F. Austin)	G	1995-96
Pollock, Bill (Penn. Military Acad.)	HB	1935-36
Pool, Hampton (Stanford)	E	1940-43
Potter, Kevin (Missouri)	S	1983-84
Preston, Pat (Wake Forest)	G	1946-49
President, Andre (Angelo St.)	TE	1995
Price, Terry (Texas A & M)	DT	1990
Pride, Dan (Jackson State)	LB	1968-69
Primus, Greg (Colorado State)	WR	1994-95
Proctor, Rex (Rice)	HB	1953
Pruitt, Mickey (Colorado)	LB	1988-90
Purnell, James (Wisconsin)	LB	1964-68
Pyle, Mike (Yale)	C	1961-69

R

Rabold, Mike* (Indiana)	G	1964-66
Rains, Dan (Cincinnati)	LB	1982-85
Rakestraw, Larry (Georgia)	QB	1964-67
Ramsey, Frank (Oregon State)	G	1945
Rather, Bo (Michigan)	WR	1974-78
Reader, Russ (Michigan State)	HB	1947
Reese, Lloyd* (Tennessee)	FB	1946
Reeves, Carl (North Carolina St.)	DE	1996
Reilly, Mike (Iowa)	LB	1964-68
Reintje, Caesar (Oklahoma)	T	1988
Rentner, Ernest "Pug" (N'western)	HB	1936-37
Reppond, Mike (Arkansas)	WR	1973
Reynolds, Tom (San Diego State)	WR	1973
Rice, Andy (Texas Southern)	DT	1972-73
Richards, Golden (Hawaii)	WR	1978-79
Richards, Ray (Nebraska)	T	1933-36
Richardson, Mike (Arizona State)	CB	1983-88
Richman, Harry* (Illinois)	G	1929
Riley, Pat (Miami-FL)	DT	1995
Rivera, Ron (California)	LB	1984-92
Rivera, Steve (California)	WR	1977
Rivers, Garland (Michigan)	DB	1987
Rives, Don (Texas Tech)	LB	1973-78
Roberts, Tom* (DePaul)	G	1943-44
Roberts, Willie (Houston)	CB	1973
Rodenhauser, Mark (Illinois State)	C	1987-88
Roder, Mirro	K	1973-74
Roehlk, Jon (Iowa)	G	1987
Roehnkelt, William* (Bradley)	G	1958-59
Rogers, Mel (Florida A&M)	LB	1977
Roggeman, Tom (Purdue)	G	1956-57
Romanik, Steve (Villanova)	QB	1950-53
Romney, Milton* (Chicago)	QB	1925-29
Ronzani, Gene* (Marquette)	QB	33-38; 44-45
Roper, John (Texas A&M)	LB	1989-92
Rosequist, Ted* (Ohio State)	T	1934-36
Rothschild, Doug (Wheaton)	LB	1987
Rouse, James (Arkansas)	RB	1990-91
Roveto, John (SW Louisiana)	K	1981-82
Rowden, Larry (Houston)	LB	1971
Rowell, Eugene (Duke)	DT	1987
Rowland, Brad (McMurry)	HB	1951
Rowland, Justin (TCU)	HB	1960
Rubens, Larry (Montana State)	C	1986
Rupp, Nelson* (Dennison)	QB	1921

BEARS ALL-TIME ROSTER

Russell, Reginald (Northwestern)	E	1928
Ryan, John (Detroit)	T	1929
Ryan, Rocky (Illinois)	E	1958
Ryan, Tim (USC)	DT	1990-93
Rydaich, Ron (Utah)	DT	1975-80
Rydzewski, Frank* (Notre Dame)	C	1923
Rykovich, Julie* (Illinois)	HB	1949-51

S

Sacrinty, Nick (Wake Forest)	QB	1947
Salaam, Rashaan (Colorado)	RB	1995-96
Saldi, Jay (South Carolina)	TE	1983-84
Sanders, Glenell (Louisiana Tech)	LB	1990
Sanders, Thomas (Texas A&M)	RB	1985-89
Sanderson, Reggie (Stanford)	RB	1973
Sauerbrun, Todd (West Virginia)	P	1995-96
Savoldi, Joe* (Notre Dame)	FB	1930
Sayers, Gale (Kansas)	HB	1955-71
Schiechl, John* (Santa Clara)	C	1945-46
Schmidt, Terry (Ball State)	S	1976-84
Schreiber, Larry (Tenn. Tech)	RB	1976
Schroeder, Gene (Virginia)	E	51-52; 54-57
Schubert, Steve (U Mass.)	WR	1975-79
Schuette, Paul* (Wisconsin)	G	1930-32
Schwartz, Jim (Purdue)	LB	1992
Schweda, Brian (Kansas)	DE	1966
Schweidler, Dick (St. Louis)	HB	1938-40
Scott, James (Henderson JC)	WR	1976-80; 82
Scott, Ralph* (Wisconsin)	T	1921-25
Seals, George (Missouri)	G	1965-71
Seibering, Gerald (Drake)	FB	1932
Senn, Bill* (Knox)	HB	1926-31
Serini, Washington* (Kentucky)	G	1948-51
Sevy, Jeff (California)	T-DE	1975-78
Seward, Len (E. Illinois)	LS	1987
Seymour, Jim (Notre Dame)	WR	1970-72

Shank, JL*	HB	1920
Shanklin, Ron (N Texas State)	WR	1975-76
Shannon, John (Kentucky)	DT	1988-89
Shaw, Glenn (Kentucky)	HB	1960
Shearer, Brad (Texas)	DT	1978-80
Shedd, Kenny (Northern Iowa)	WR	1994
Shellog, Alec* (Notre Dame)	T	1939
Sherman, Saul (Chicago)	QB	1939-40
Shipkey, Jerry (UCLA)	FB	1953
Shoemaker, Hub* (Illinois)	G	1920-21
Shy, Don (San Diego State)	RB	1970-72
Siegel, John (Columbia)	E	1939-43
Sigillo, Don* (Xavier)	T	1943-44
Sigmund, Arthur W.	G	1923
Simmons, David (North Carolina)	LB	1993
Simmons, J. (Bethune-Cookman)	WR	1969
Simpson, Carl (Florida State)	DT	1993-96
Singletary, Mike (Baylor)	LB	1981-92
Sisk, John* (Marquette)	HB	1932-36
Sisk, John Jr. (Miami)	B	1964
Skibinski, John (Purdue)	RB	1978-81
Smeja, Rudy (Michigan)	E	1944-45
Smith, Clarence (Georgia)	E	1942
Smith, Eugene (Georgia Tech)	G	1930
Smith, H. Allen* (Mississippi)	E	1947-48
Smith, JD (N Carolina A&T)	FB	1956
Smith, James (Compton JC)	HB	1961
Smith, Quintin (Kansas)	WR	1990
Smith, Ray Gene (Midwestern)	HB	1954-57
Smith, Ron (Wisconsin)	S	1965; 70-72
Smith, Russell* (Illinois)	T	1921-23
Smith, Sean (Grambling)	DT	1987-88
Smith, Vernice (Florida A & M)	G	1993
Smith, Vinson (East Carolina)	LB	1993-96
Snow, Percy (Michigan State)	LB	1993
Snyder, Bob (Ohio U.)	QB	1939-43
Sorey, Revie (Illinois)	G	1975-82

COME-FROM-BEHIND WINS

	Wins	Never trailed	Largest Deficit			
			1-3	4-7	8-10	11+
1980	7	5			1	14 pts. at Det
1981	6	3	1	2		
1982	3	2				11 pts. vs. Det
1983	8	4	1	3		
1984	10	4	4	2		
1985	15	9	1	1	2	12 pts. vs. TB; 14 pts. at TB
1986	14	7	3	2	2	
1987	11	5	1	3		14 pts. vs. KC; 20 pts. at TB
1988	12	7	3	2		
1989	6	4	1	1		
1990	11	5	3	3		
1991	11	2	3	5	1	
1992	5	4		1		
1993	7	5		1		11 pts. at KC
1994	9	4	2	3		
1995	9	5	1	3		
1996	7	2	2	2		14 points vs. Oak

Regular season only.

BEARS ALL-TIME ROSTER

Spears, Marcus (NW Louisiana St.)	...T	1994-96	
Spellman, Alonzo (Ohio State)DL	1992-96	
Spero, Ken (Morehead State)C	1942	
Spivey, Mike (Colorado)CB	1977-79	
Sprinkle, Ed (Hardin-Simmons)E	1944-55	
Stachowicz, Ray (Michigan State)P	1983	
Stahlman, Dick* (DePaul)T	1933	
Staley, Bill (Utah State)DT	1970-71	
Standlee, Norm* (Stanford)FB	1941	
Stautberg, Gerald (Cincinnati)G	1951	
Steinbach, Larry* (St. Thomas)G	1930-31	
Steinkemper, Bill* (Notre Dame)T	1942-43	
Stenn, Paul (Villanova)G	1948-51	
Stenstrom, Steve (Stanford)QB	1995-96	
Stemaman, Edward* (Illinois)HB	1920-30	
Stemaman, Joe (Illinois)HB	1922-29	
Steuber, Bob (Missouri)HB	1943	
Stickel, Walt* (Penn)T	1946-49	
Stillwell, Roger (Stanford)DE-DT	1975-77	
Stinchcomb, Pete* (Ohio State)QB	1921-22	
Stinson, Lemuel (Texas Tech)CB	1988-92	
Stoepel, Terry (Tulsa)G	1967	
Stoffa, Anton* (Luther)HB	1939	
Stone, Billy (Bradley)HB	1951-54	
Stonebreaker, Michael (Notre Dame)LB	1991	
Stoops, Mike (Iowa)DS	1987	
Streeter, George (Notre Dame)DB	1989	
Strickland, Larry* (North Texas State)C	1954-59	
Sturtridge, Dick (DePaul)HB	1928-29	
Stydahar, Joe* (West Virginia)T	1936-42; 45-46	
Suhey, Matt (Penn State)RB	1980-89	
Sullivan, Frank* (Loyola, NO)C	1935-39	
Sumner, Charles (Wm & Mary)HB	1955; 58-60	
Sweeney, Jake (Cincinnati)T	1944	
Swisher, Bob* (Northwestern)HB	1938-42	
Szymanski, Frank (Notre Dame)C	1949	
• T •			
Tabor, Paul (Oklahoma)C	1980	
Tackwell, CO* (Kansas State)E	1931-33	
Taft, Merrill* (Wisconsin)FB	1924	
Tate, David (Colorado)S	1988-92	
Tate, Lars (Georgia)RB	1990	
Taylor, Brian (Oregon State)RB	1989	
Taylor, Clifton (Memphis State)RB	1974	
Taylor, Joe (N. Carolina A&T)DB	1967-74	
Taylor, JR "Tarz" (Ohio State)G	1921-22	
Taylor, Ken (Oregon St.)CB	1985	
Taylor, Lionel (NM Highland Univ.)E	1959	
Taylor, Roosevelt (Grambling)DB	1961-68	
Teafatiller, Guy (Illinois)DL	1987	
Thayer, Tom (Notre Dame)G	1985-92	
Thierry, John (Alcorn State)DE	1994-96	
Thomas, Bob (Notre Dame)K	1975-84	
Thomas, Calvin (Illinois)FB	1982-87	
Thomas, Earl (Houston)WR	1971-73	
Thomas, Stan (Texas)T	1991-92	
Thompson, Russ (Nebraska)T	1936-39	
Thornton, James (Cal St.-Fton)TE	1988-92	
Thrift, Cliff (E Central Oklahoma)LB	1985	
Thrower, Willie (Michigan State)QB	1953	
Tilman, Lewis (Jackson St.)RB	1994-95	
Timpson, Michael (Penn State)WR	1995-96	
Tom, Mel (San Jose State)DE	1973-75	
Tomczak, Mike (Ohio State)QB	1985-90	
Torrance, Jack* (LSU)T	1939-40	
Trafton, George* (Notre Dame)C	1920-32	
Trimble, Steve (Maryland)DB	1987	
Trost, Milt (Marquette)T	1935-39	
Tucker, Bill (Tennessee State)RB	1971	
Turner, Cecil (California Poly)FL	1968-73	
Turner, Clyde (Hardin-Simmons)C	1940-52	

BLOWN LEADS

	Losses	Never Led	Largest Lead:			
			1-3	4-7	8-10	11+
1980	9	4	3	1	1	
1981	10	6	3	1		
1982	6	4		1		17 at TB
1983	8	6		2		
1984	6		2	3	1	
1985	1	1				
1986	2	1		1		
1987	4	2				14 vs. NO; 14 at Den
1988	4	3	1			
1989	10	5	3	1	1	
1990	5	2	1	1	1	
1991	5	3		1	1	
1992	11	6	1	2		14 vs. Cin; 20 at Min
1993	9	4	2	2	1	
1994	7	4	2		1	
1995	7	3		4		
1996	9	2	2	4	1	

Regular season only.

BEARS ALL-TIME ROSTER

• U •

Ulmer, Mike (Doane)	CB	1980
Usher, Lou* (Syracuse)	T	1920

• V •

Vactor, Ted (Nebraska)	CB	1975
Vallee, Emilio (New Mexico)	TE	1968-69
Van Home, Keith (USC)	T	1981-93
Van Valkenburg, Pete (BYU)	RB	1974
Veach, Walter*	HB	1920
Venturelli, Fred*	T	1948
Vick, Ernie* (Michigan)	C	1925-27
Vick, Richard (Wash. & Jeff.)	QB	1925
Villarrial, Chris (Indiana-PA)	C	1996
Vodicka, Joe (Lewis Institute)	HB	1943-45
Voss, Walter "Tillie" (Detroit)	E	1927-28
Vucinich, Milt (Stanford)	G	1945

• W •

Waddle, Tom (Boston College)	WR	1989-94
Wade, Charles (Tennessee St.)	WR	1974
Wade, William (Vanderbilt)	QB	1961-66
Waechter, Henry (Nebraska)	DE	1982-85
Wager, Clinton (St. Mary's)	E	1942-43
Wagner, Barry (Alabama A & M)	WR	1992
Wagner, Bryan (Cal St.-Northridge)	P	1987-88
Wallace, Bob (UTEP)	E	1968-72
Wallace, John (Notre Dame)	E	1928
Wallace, Stan (Illinois)	HB	1954-57
Walquist, Laurie* (Illinois)	QB	1922-31
Walsh, Steve (Miami, FL)	QB	1994-95
Walterscheid, Len (S Utah)	S	1977-82
Ward, John (Oklahoma State)	C-G	1976
Washington, Fred* (TCU)	DT	1990
Washington, Harry (Colorado St.)	WR	1979
Watkins, Bobby (Ohio State)	HB	1955-57
Watts, Rickey (Tulsa)	WR	1979-83
Weatherly, Gerald (Rice)	C	1950-52
Wetnight, Ryan (Stanford)	TE	1993-96
Wetoska, Bob (Notre Dame)	T	1960-69
Wetzel, Damon (Ohio State)	HB	1935
Wheeler, Ted (W Texas State)	G	1970
Wheeler, Wayne (Alabama)	WR	1974
Whitaker, Danta (Miss. Valley St.)	TE	1993
White, Lawrence (Dana)	WR	1987
White, Roy* (Valparaiso)	FB	1923-27
White, Willard (Arizona State)	HB	1951-52
Whitman, SJ (Tulsa)	HB	1953-54
Whitsell, Dave (Indiana)	DB	1961-66
Whittenton, Jesse (West Texas)	HB	1958
Wightkin, Bill (Notre Dame)	DE	1950-57
Williams, Bob (Notre Dame)	QB	1951-53
Williams, Brooks (N Carolina)	TE	1981-82
Williams, Broughton (Florida)	T	1947
Williams, Dave (Colorado)	RB	1979-81
Williams, Fred (Arkansas)	T	1952-63
Williams, James (Cheyney St.)	DT	1991-96
Williams, Jeff (Rhode Island)	G	1982
Williams, Oliver (Illinois)	WR	1983
Williams, Perry (Purdue)	RB	1974

Williams, Walt (New Mexico St.)	CB	1982-83
Willis, Peter Tom (Florida St.)	QB	1990-93
Wilson, George* (Northwestern)	E	1937-46
Wilson, Nemiah (Grambling)	CB	1975
Wilson, Otis (Louisville)	LB	1980-87
Wojciechowski, John (Mich. St.)	T	1987-93
Wolden, Allan (Berndt State)	RB	1987
Woods, Tony (Oklahoma)	DT	1989
Woolford, Donnell (Clemson)	CB	1989-96
Worley, Tim (Georgia)	RB	1993-94
Wright, Eric (Stephen F. Austin)	WR	1991-92
Wright, Steve (Alabama)	T	1971
Wrightman, Tim (UCLA)	TE	1985-86
Wynne, Elmer* (Notre Dame)	FB	1928

• Y •

Youmans, Maury (Syracuse)	T	1960-63
Young, Adrian (USC)	LB	1973
Young, Randolph* (Millikin)	T	1920
Youngblood, George (LSU)	S	1969
Yourist, Abe	E	1923

• Z •

Zanders, Emanuel (Jackson State)	G	1981
Zamas, Gust (Ohio State)	G	1938
Zawatson, Dave (California)	T	1989
Zeller, Joe (Indiana)	G	1938
Zizak, Vince* (Villanova)	G	1934
Zorich, Chris (Notre Dame)	DT	1991-96
Zorich, George* (Northwestern)	G	1944-46
Zucco, Vic (Michigan State)	HB	1957-60

• • •

If you have information related to the Chicago Bears All-time Roster, please contact the Chicago Bears Public Relations Department, at Halas Hall at Conway Park, 1000 Football Drive, Lake Forest, IL 60045; tel.: 847 / 295-6600. Our fax number is 847 / 295-5238.

• • •

ALL-TIME ASSISTANT COACHES

Name	Seasons	Years	Name	Seasons	Years
Abramowicz, Danny	5	1992-96	Kuhlmann, Hank	5	1978-82
Allen, George	8	1958-65	Landry, Greg	7	1986-92
Anderson, Hunk	8	1940-42; 46-50	LaRue, Jim	12	1978-89
Armstrong, Keith			Levra, John	7	1986-92
Austin, Bill	1	1971	Lord, Bob	1	1974
Bratkowski, Zeke	3	1972-74	Luckman, Sid	16	1954; 56-70
Brooks, Clarence	4	1993-96	Mainord, Carlos	4	1993-96
Brumbaugh, Carl	3	1938; 40; 44	Marchbroda, Ted	1	1981
Callahan, Ray	3	1975-77	Mather, Chuck	8	1958-65
Carr, Jim	3	1969; 73-74	McGinnis, David	10	1986-95
Cavanaugh, Matt			Meyer, Ken	3	1978-80
Cherundolo, Chuck	6	1966-68; 72-74	Moss, Perry	4	1970-73
Cody, Ed	6	1965-70	O'Connor, Fred	3	1975-77
Conner, George	2	1956-57	Peete, Willie	2	1995-96
DeCorrevont, Bill	1	1949	Pendry, Joe	2	1993-94
Dimancheff, Babe	3	1966-68	Plumb, Ted	7	1980-85, 96
Dooley, Jim	14	1963-67; 81-89	Rapp, Vic	4	1989-92
Dovell, Whitey	3	1972-74	Ringo, Jim	3	1969-71
Driscoll, Paddy	20	1941-55; 58-62	Roland, Johnny	11	1982-92
Ecklund, Brad	3	1975-77	Ronzani, Gene	3	1947-49
Fears, Ivan	4	1993-96	Ryan, Buddy	8	1978-85
Fichtner, Ross	3	1975-77	Schiano, Greg	1	1996
Fortunato, Joe	2	1967-68	Scovil, Doug	1	1978
Frei, Jerry	3	1978-80	Shaughnessy, Clark	12	1951-62
George, Bill	1	1972	Shaw, Bob	3	1969-71
Gerhart, Doug	1	1979	Shinnick, Don	2	1970-71
Gibron, Abe	7	1965-71	Shula, Mike	3	1993-95
Gilman, Sid	1	1977	Slowik, Bob	4	1993-96
Goldston, Ralph	1	1974	Stanfel, Dick	12	1981-92
Grange, Red	8	1933-40	Stoltz, Jerry	4	1973-76
Handler, Phil	17	1952-68	Stydahar, Joe	2	1963-64
Haupt, Dale	8	1978-85	Tobin, Vince	7	1986-92
Hilton, John	3	1975-77	Turner, Clyde "Bulldog"	5	1952-56
Hughes, Ed	7	1982-88	Turner, Ron	4	1993-96
Jagade, Chick	1	1956	Walquist, Laurie	2	1933-34
Johnsos, Luke	30	1935-39; 41-42; 46-68	Wilson, George	2	1947-48
Kazor, Steve	11	1982-92	Wise, Tony	4	1993-96
			Yaralian, Zaven	3	1990-92

BEARS vs. SUPER BOWL WINNERS

The Bears are 8-6 against defending Super Bowl champions. However, the Chicago has won 7 of their last 8 against reigning champs, including last year's season-opening victory over the Dallas Cowboys. The Bears visit the Super Bowl XXXI champion Green Bay Packers to open the 1997 season.

YEAR / DATE OF GAME	OPPONENT	RESULT / SCORE
1967 (Sept. 24)	Ⓢ Green Bay	L 10-13
1967 (Nov. 26)	GREEN BAY (at Wrigley Field)	L 13-17
1968 (Nov. 3)	Ⓢ Green Bay	W 13-10
1968 (Dec. 15)	GREEN BAY (at Wrigley Field)	L 27-28
1975 (Oct. 19)	Ⓢ Pittsburgh	L 3-34
1980 (Sept. 28)	Ⓢ Pittsburgh	L 3-38
1981 (Dec. 13)	Ⓢ Oakland	W 23-6
1984 (Nov. 4)	LA RAIDERS	W 17-6
1985 (Oct. 13)	Ⓢ San Francisco	W 26-10
1987 (Sept. 14)	NEW YORK GIANTS	W 34-19*
1988 (Nov. 13)	Ⓢ Washington	W 34-14
1989 (Dec. 24)	Ⓢ San Francisco	L 0-26
1991 (Sept. 15)	NEW YORK GIANTS	W 20-17
1996 (Sept. 1)	DALLAS	W 22-6*

* Monday night season-opener.

PRE-SEASON RESULTS

1921 — 1-0	Chi	Opp
Waukegan	W	35 0

1923 — 0-0-1	Chi	Opp
Milwaukee Badgers	T	0 0

1924 — 2-1	Chi	Opp
Cleveland Bulldogs	W	23 0
Frankford Yellowjackets	W	13 10
Rock Island Independents	L	6 7

1928 — 1-0	Chi	Opp
Minneapolis Marines	W	12 6

1929 — 1-1	Chi	Opp
Memphis Tigers	W	39 19
Memphis Tigers	L	14 21

1930 — 1-1	Chi	Opp
Milwaukee Badgers	W	26 0
Ironton (OH) Tanks	L	13 26

1931 — 1-0	Chi	Opp
Cicero Boosters	W	43 0

1932 — 3-0-1	Chi	Opp
Cleveland Panthers	W	26 0
St. Louis Gunners	W	35 0
Portsmouth Spartans	T	6 6
Boston Redskins	W	21 0

1933 — 2-0	Chi	Opp
S 10 Cicero Boosters	W	60 0
S 16 Notre Dame All-Stars	W	14 0

1934 — 4-0-1	Chi	Opp
A 30 Chicago All-Stars	T	0 0
S 5 Indiana Harbor	W	19 6
S 9 Chicago Tigers	W	41 0
S 12 LaCrosse	W	25 0
Texas All-Stars	W	34 13
O 12 Green Bay Packers	W	10 6
N 7 Minnesota Stars	W	14 3
D 15 Philadelphia Eagles	W	28 14
D 22 Brooklyn Dodgers	W	20 6
D 23 Memphis Tigers	W	30 13
J 13 Chicago Cardinals	L	9 13
J 20 Pacific Coast Stars	W	26 7
J 27 New York Giants	W	21 0

Italics indicates mid- or post-season exhibition games.

1935 — 5-0	Chi	Opp
A 30 College All-Stars	W	5 0
S 8 Badger All-Stars	W	58 0
S 11 Calumet All-Stars	W	40 0
S 15 American Legion All-Stars	W	41 0
Kenosha	W	47 0

1936 — 1-1	Chi	Opp
S 7 Texas All-Stars	L	6 7
S 8 Oklahoma All-Stars	W	14 6

1937 — 3-1	Chi	Opp
S 6 Texas All-Stars	L	0 6
S 7 Oklahoma All-Stars	W	25 0
S 10 Calumet Indians	W	34 0
S 12 Des Moines Comets	W	39 0

1938 — 4-1	Chi	Opp
S 1 Eastern All-Stars	W	26 14
S 5 Southern All-Stars	W	32 18
S 23 Negro All-Stars	W	51 0
S 25 Cincinnati Bengals	L	13 17
S 27 Los Angeles Bulldogs	W	14 12

1939 — 3-0	Chi	Opp
S 5 Calumet All-Stars	W	13 0
S 9 Glen Ellyn All-Stars	W	55 6
S 27 Cincinnati Bengals	W	26 6

1940 — 6-1	Chi	Opp
A 24 Calumet Indians	W	48 6
A 30 Pittsburgh Steelers	L	9 10
S 5 Philadelphia Eagles	W	27 21
S 8 Newark Bears	W	35 7
S 12 Calumet Indians	W	52 0
S 15 St. Louis Gunners	W	59 0
National League Stars	W	28 14

1941 — 6-0	Chi	Opp
A 19 Kenosha Cardinals	W	27 6
A 28 College All-Stars	W	37 13
S 9 Brooklyn Dodgers	W	14 9
S 11 Eastern All-Stars	W	23 6
S 14 Newark Bears	W	47 12
National League Stars	W	35 24

1942 — 5-0	Chi	Opp
A 22 Camp Grant	W	32 6
A 28 College All-Stars	W	21 0
S 5 Pittsburgh Steelers	W	40 20
S 13 Washington Redskins	W	38 14
S 20 Army All-Stars	W	14 7

1943 — 3-0	Chi	Opp
New York Giants	W	42 28
Washington Redskins	W	21 14
Philadelphia-Pittsburgh	W	20 7

1944 — 3-1	Chi	Opp
A 30 College All-Stars	W	24 21
Washington Redskins	L	7 21
New York Giants	W	20 10
Washington Redskins	W	28 0

1945 — 1-2	Chi	Opp
Washington Redskins	L	7 14
Philadelphia Eagles	L	21 38
New York Giants	W	14 13

1946 — 5-0	Chi	Opp
S 1 New York Giants	W	19 0
S 5 Boston Yanks	W	24 17
S 13 Philadelphia Eagles	W	24 12
S 17 Akron Bears	W	38 13
S 22 Washington Redskins	W	20 14

1947 — 3-1	Chi	Opp
A 22 College All-Stars	L	0 16
S 7 Boston Yanks	W	37 20
S 13 Philadelphia Eagles	W	13 10
S 17 Washington Redskins	W	28 7

PRE-SEASON RESULTS

1948 — 4-1		Chi	Opp
A 22 Pittsburgh Steelers	W	28	14
A 28 Philadelphia Eagles	W	24	23
S 5 Boston Yanks	W	42	7
S 9 Boston Yanks	W	24	14
S 14 New York Giants	L	7	17

1949 — 4-1		Chi	Opp
A 20 Pittsburgh Steelers	W	34	0
A 28 New York Bulldogs	W	14	7
S 4 Washington Redskins	W	28	17
S 10 New York Giants	W	20	17
S 17 Philadelphia Eagles	L	7	14

1950 — 4-2		Chi	Opp
A 12 New York Yankees	W	34	33
A 18 New York Giants	L	7	10
A 24 Baltimore Colts	W	21	17
A 26 Pittsburgh Steelers	W	30	14
S 1 Cleveland Browns	L	23	27
S 10 Philadelphia Eagles	W	10	3

1951 — 3-4		Chi	Opp
A 23 Los Angeles Rams	L	14	42
A 26 San Francisco 49ers	W	24	7
S 2 New York Giants	L	0	14
S 9 Cleveland Browns	L	21	32
S 15 Philadelphia Eagles	W	31	6
S 19 Washington Redskins	W	21	19
S 23 Pittsburgh Steelers	L	17	21

1952 — 4-1		Chi	Opp
A 12 Pittsburgh Steelers	W	14	9
A 29 Cleveland Browns	L	7	14
S 6 Philadelphia Eagles	W	37	7
S 14 New York Giants	W	17	7
S 20 Pittsburgh Steelers	W	23	0

1953 — 2-4		Chi	Opp
A 15 Pittsburgh Steelers	L	10	29
A 22 Philadelphia Eagles	L	10	24
A 29 Pittsburgh Steelers	W	31	28
S 3 New York Giants	L	7	14
S 11 Cleveland Browns	L	14	20
S 20 Chicago Cardinals	W	14	13

1954 — 3-3		Chi	Opp
A 14 Pittsburgh Steelers	W	21	14
A 18 Chicago Cardinals	L	0	10
A 28 Philadelphia Eagles	L	21	24
S 4 Washington Redskins	W	28	24
S 12 New York Giants	W	28	24
S 18 Cleveland Browns	L	7	35

1955 — 3-2		Chi	Opp
A 20 Chicago Cardinals	L	6	21
A 26 Philadelphia Eagles	L	20	27
S 3 Washington Redskins	W	45	10
S 10 New York Giants	W	7	0
S 15 Cleveland Browns	W	24	21

1956 — 5-1		Chi	Opp
A 18 Chicago Cardinals	W	31	7
A 24 Philadelphia Eagles	W	28	21
S 1 Washington Redskins	W	17	3
S 8 Pittsburgh Steelers	W	21	10
S 15 New York Giants	W	20	10
S 21 Cleveland Browns	L	14	24

1957 — 4-1-1		Chi	Opp
A 17 Pittsburgh Steelers	W	24	7
A 24 Baltimore Colts	T	24	24
A 30 New York Giants	L	17	24
S 8 Philadelphia Eagles	W	24	14
S 14 Pittsburgh Steelers	W	37	10
S 20 Cleveland Browns	W	29	3

1958 — 6-0		Chi	Opp
A 17 Chicago Cardinals	W	24	7
A 24 Philadelphia Eagles	W	3	0
A 30 Pittsburgh Steelers	W	17	10
S 5 Detroit Lions	W	24	17
S 12 Cleveland Browns	W	42	31
S 21 Washington Redskins	W	27	24

1959 — 5-1		Chi	Opp
A 15 Green Bay Packers	W	19	16
A 22 Philadelphia Eagles	W	24	21
A 29 Pittsburgh Steelers	W	54	17
S 5 Washington Redskins	W	52	14
S 11 New York Giants	W	18	6
S 19 Cleveland Browns	L	31	33

1960 — 3-2		Chi	Opp
A 15 New York Giants	W	16	17
A 27 Green Bay Packers	L	7	35
S 3 Washington Redskins	W	17	0
S 10 Cleveland Browns	L	10	16
S 16 Pittsburgh Steelers	W	21	10

1961 — 4-2		Chi	Opp
A 5 Montreal Alouettes	W	34	16
A 12 Philadelphia Eagles	L	10	38
A 19 Washington Redskins	W	29	13
A 26 Green Bay Packers	L	14	24
S 2 Minnesota Vikings	W	30	7
S 8 Pittsburgh Steelers	W	24	21

1962 — 0-5		Chi	Opp
A 11 Pittsburgh Steelers	L	14	19
A 18 Philadelphia Eagles	L	14	28
A 25 Green Bay Packers	L	21	35
S 1 Washington Redskins	L	28	29
S 7 Cleveland Browns	L	24	28

1963 — 3-2		Chi	Opp
A 10 New York Giants	W	17	7
A 15 Washington Redskins	W	28	26
A 24 Green Bay Packers	L	7	26
A 31 St. Louis Cardinals	L	14	17
S 7 Baltimore Colts	W	14	7

1964 — 3-2		Chi	Opp
A 7 College All-Stars	W	28	17
A 14 Washington Redskins	W	14	13
A 22 Green Bay Packers	L	7	21
A 28 St. Louis Cardinals	L	3	7
S 7 Dallas Cowboys	W	21	6

PRE-SEASON RESULTS

1965 — 2-3			
	Chi	Opp	
A 12 Washington Redskins	W	31	30
A 21 Green Bay Packers	L	14	31
A 28 Los Angeles Rams	W	28	14
S 3 St. Louis Cardinals	L	3	25
S 11 Dallas Cowboys	L	21	34

1966 — 3-1			
	Chi	Opp	
A 6 Philadelphia Eagles	L	21	40
A 12 Green Bay Packers	W	13	10
A 20 Washington Redskins	W	21	10
S 2 St. Louis Cardinals	W	22	20

1967 — 2-3			
	Chi	Opp	
A 9 Washington Redskins	L	14	37
A 18 Green Bay Packers	L	0	18
A 23 Kansas City Chiefs	L	24	66
S 1 St. Louis Cardinals	W	42	14
S 9 Philadelphia Eagles	W	14	0

1968 — 4-1			
	Chi	Opp	
A 3 Dallas Cowboys	W	30	24
A 10 Baltimore Colts	L	0	10
A 19 Green Bay Packers	W	10	7
A 24 Washington Redskins	W	45	13
S 6 St. Louis Cardinals	W	19	17

1969 — 3-3			
	Chi	Opp	
A 2 Washington Redskins	L	7	13
A 9 Miami Dolphins	W	16	10
A 16 Green Bay Packers	W	19	9
A 22 Houston Oilers	L	17	19
A 30 Buffalo Bills	W	23	16
S 12 St. Louis Cardinals	L	31	37

1970 — 1-4-1			
	Chi	Opp	
A 8 Houston Oilers	W	23	13
A 15 Green Bay Packers	T	6	6
A 24 San Diego Chargers	L	9	14
A 29 St. Louis Cardinals	L	3	24
S 5 Denver Broncos	L	17	30
S 11 Minnesota Vikings	L	30	31

1971 — 3-3			
	Chi	Opp	
A 7 Green Bay Packers	W	2	0
A 14 Baltimore Colts	L	13	21
A 21 Minnesota Vikings	L	14	34
A 28 Cleveland Browns	W	20	19
S 4 Houston Oilers	L	17	37
S 12 Denver Broncos	W	33	17

1972 — 1-4-1			
	Chi	Opp	
A 5 Kansas City Chiefs	L	10	24
A 10 Houston Oilers	W	20	17
A 20 New England Patriots	L	17	27
A 27 Green Bay Packers	L	7	10
S 3 Buffalo Bills	T	24	24
S 9 St. Louis Cardinals	L	14	33

1973 — 3-1-2			
	Chi	Opp	
A 4 Green Bay Packers	T	13	13
A 11 Houston Oilers	W	34	7
A 18 Miami Dolphins	T	9	9
A 26 Buffalo Bills	W	13	10
S 1 St. Louis Cardinals	W	31	20
S 9 Washington Redskins	L	3	7

1974 — 1-5			
	Chi	Opp	
A 3 St. Louis Cardinals	L	7	10
A 12 Pittsburgh Steelers	L	21	50
A 17 Green Bay Packers	L	10	20
A 26 Baltimore Colts	W	20	16
A 31 Houston Oilers	L	20	37
S 9 Miami Dolphins	L	7	30

1975 — 2-4			
	Chi	Opp	
A 9 San Diego Chargers	W	22	0
A 16 Green Bay Packers	L	9	13
A 23 St. Louis Cardinals	W	14	13
A 30 Denver Broncos	L	0	13
S 6 Miami Dolphins	L	10	21
S 13 Houston Oilers	L	13	24

1976 — 5-1			
	Chi	Opp	
J 31 Denver Broncos	W	15	14
A 7 Seattle Seahawks	W	27	16
A 14 Baltimore Colts	W	25	14
A 21 St. Louis Cardinals	L	14	20
A 28 Tampa Bay Buccaneers	W	10	7
S 3 Washington Redskins	W	9	7

1977 — 3-4			
	Chi	Opp	
J 30 New York Jets	W	20	6
A 6 New Orleans Saints	L	14	20
A 13 Oakland Raiders	W	20	13
A 20 Houston Oilers	W	14	10
A 25 Cleveland Browns	L	7	14
S 2 St. Louis Cardinals	L	14	23
S 10 Cincinnati Bengals	L	6	24

INTERNATIONAL GAMES

The Bears were the first team to play overseas when they met the Cowboys in London in 1986. Since that game, the NFL has expanded the American Bowl to several sites including Tokyo, Barcelona, Montreal, and Mexico City. This season, the Bears fourth trip abroad will take them to Dublin, Ireland's Croke Park on July 27, 1997, to face the Pittsburgh Steelers.

Aug. 3, 1986	Bears 17	Cowboys 3	Wembley Stadium	London, ENGLAND
Aug. 14, 1988	Bears 21	Vikings 28	Ullevi Stadium	Gothenburg, SWEDEN
Aug. 3, 1991	Bears 7	49ers 21	Olympic Stadium	Berlin, GERMANY
July 27, 1997	Bears	Steelers	Croke Park	Dublin, IRELAND

PRE-SEASON RESULTS

1978 — 0-4	Stadium†	Chi	Opp
A 5 Oakland Raiders	(S)	L 13	14
A 12 St. Louis Cardinals	(S)	L 14	26
A 19 Cincinnati Bengals	(CI)	L 3	27
A 24 Seattle Seahawks	(SE)	L 7	16

1979 — 3-1	Stadium†	Chi	Opp
A 4 New York Jets	(S)	W 27	14
A 11 New Orleans Saints	(NO)	W 13	6
A 18 Cincinnati Bengals	(S)	W 17	13
A 25 St. Louis Cardinals	(SL)	L 7	10

1980 — 1-3	Stadium†	Chi	Opp
A 10 New York Jets	(NJ)	W 21	9
A 16 Cincinnati Bengals	(CI)	L 3	21
A 23 Cleveland Browns	(S)	L 31	33
A 30 St. Louis Cardinals	(S)	L 13	21

1981 — 2-2	Stadium†	Chi	Opp
A 8 New York Giants	(S)	L 7	23
A 15 Kansas City Chiefs	(KC)	L 0	13
A 22 Cincinnati Bengals	(S)	W 24	21
A 29 St. Louis Cardinals	(SL)	W 31	27

1982 — 1-3	Stadium†	Chi	Opp
A 16 San Diego Chargers	(SD)	L 27	28
A 21 Buffalo Bills	(BF)	W 21	14
A 28 St. Louis Cardinals	(S)	L 3	10
S 4 Baltimore Colts	(S)	L 17	26

1983 — 3-1	Stadium†	Chi	Opp
A 6 Buffalo Bills	(S)	W 27	17
A 13 St. Louis Cardinals	(SL)	L 24	27
A 20 Los Angeles Raiders	(LA)	W 27	21
A 27 Kansas City Chiefs	(S)	W 20	17

1984 — 1-3	Stadium†	Chi	Opp
A 4 St. Louis Cardinals	(S)	L 10	19
A 11 Green Bay Packers	(ML)	L 10	17
A 18 Cincinnati Bengals	(S)	L 17	25
A 26 Buffalo Bills	(I)	W 38	7

1985 — 1-3	Stadium†	Chi	Opp
A 9 St. Louis Cardinals	(SL)	L 3	10
A 17 Indianapolis Colts	(S)	L 13	24
A 26 Dallas Cowboys	(DA)	L 13	15
A 31 Buffalo Bills	(S)	W 45	14

1986 — 4-1	Stadium†	Chi	Opp
A 3 Dallas Cowboys	(LN)	W 17	6
A 9 Pittsburgh Steelers	(TR)	W 33	13
A 16 Indianapolis Colts	(S)	W 38	21
A 23 St. Louis Cardinals	(S)	L 7	14
A 30 Buffalo Bills	(ND)	W 31	17

1987 — 3-1	Stadium†	Chi	Opp
A 16 Miami Dolphins	(JR)	W 10	3
A 22 Pittsburgh Steelers	(S)	W 50	14
A 31 St. Louis Cardinals	(S)	L 16	20
S 5 Los Angeles Raiders	(LA)	W 20	17

1988 — 1-3	Stadium†	Chi	Opp
A 6 Miami Dolphins	(S)	W 20	17
A 14 **Minnesota Vikings	(SW)	L 21	28
A 22 Dallas Cowboys	(DA)	L 9	17
A 26 Los Angeles Raiders	(S)	L 22	37

1989 — 2-2	Stadium†	Chi	Opp
A 14 Miami Dolphins	(JR)	W 28	20
A 19 San Diego Chargers	(S)	L 7	24
A 27 Kansas City Chiefs	(S)	L 17	22
S 2 Los Angeles Raiders	(LA)	W 41	38

1990 — 4-1	Stadium†	Chi	Opp
A 4 Cleveland Browns	(CN)	W 13	0
A 11 Miami Dolphins	(S)	W 10	6
A 18 Phoenix Cardinals	(TM)	W 17	9
A 24 Los Angeles Raiders	(S)	L 3	20
A 30 Buffalo Bills	(SC)	W 35	7

1991 — 2-3	Stadium†	Chi	Opp
J 26 Miami Dolphins	(JR)	W 6	0
A 3 **San Francisco 49ers	(G)	L 7	21
A 11 Phoenix Cardinals	(S)	L 10	12
A 17 Los Angeles Raiders	(LA)	L 10	13
A 24 Buffalo Bills	(S)	W 30	13

1992 — 1-3	Stadium†	Chi	Opp
A 10 New Orleans Saints	(S)	L 31	34
A 15 Phoenix Cardinals	(TM)	L 17	20
A 23 Pittsburgh Steelers	(S)	L 17	28
A 28 Dallas Cowboys	(TX)	W 20	13

1993 — 1-3	Stadium†	Chi	Opp
A 8 Philadelphia Eagles	(V)	L 9	13
A 14 Phoenix Cardinals	(S)	L 10	11
A 23 New Orleans Saints	(NO)	L 14	20
A 27 Dallas Cowboys	(S)	W 23	21

1994 — 4-0	Stadium†	Chi	Opp
A 5 Philadelphia Eagles	(S)	W 12	6
A 13 Arizona Cardinals	(TM)	W 16	0
A 22 Kansas City Chiefs	(KC)	W 21	18
A 27 New York Giants	(S)	W 27	21

1995 — 1-3	Stadium†	Chi	Opp
A 4 Carolina Panthers	(S)	W 18	15
A 14 Cleveland Browns	(CL)	L 13	55
A 20 Arizona Cardinals	(S)	L 16	17
A 24 Indianapolis Colts	(I)	L 7	29

1996 —	Stadium†	Chi	Opp
A 3 Carolina Panthers	(C)	L 12	30
A 11 Miami Dolphins	(S)	W 24	21
A 17 New Orleans Saints	(NO)	L 21	31
A 22 Kansas City Chiefs	(S)	L 10	14

1997 —	Stadium†	Chi	Opp
J 27 **Pittsburgh Steelers @ Dublin, Ireland			
A 2 Buffalo Bills	(BF)		
A 10 Miami Dolphins	(JR)		
A 16 Arizona Cardinals	(S)		
A 22 New Orleans Saints	(S)		

* Indicates Monday Night Football

** American Bowl game (overseas)

Game cancelled in 3rd quarter due to lightning.

† See page 208 for stadium codes.

All-time Pre-season Record: 200-126-8 (.613)

POST-SEASON RESULTS

Date	Game	Winner	Loser	Chi-Opp	Site
12-17-33	NFL Championship	BEARS	NY Giants	23-21	Wrigley Field
12-9-34	NFL Championship	NY Giants	BEARS	13-30	Polo Grounds
12-12-37	NFL Championship	Washington	BEARS	21-28	Wrigley Field
12-8-40	NFL Championship	BEARS	Washington	73- 0	Griffith Stadium
12-14-41	Conf. Championship	BEARS	Green Bay	33-14	Wrigley Field
12-21-41	NFL Championship	BEARS	NY Giants	37- 9	Wrigley Field
12-13-42	NFL Championship	Washington	BEARS	6-14	Griffith Stadium
12-26-43	NFL Championship	BEARS	Washington	41-21	Wrigley Field
12-15-46	NFL Championship	BEARS	NY Giants	24-14	Polo Grounds
12-17-50	Conf. Championship	LA Rams	BEARS	14-24	LA Coliseum
12-30-56	NFL Championship	NY Giants	BEARS	7-47	Yankee Stadium
12-29-63	NFL Championship	BEARS	NY Giants	14-10	Wrigley Field
12-26-77	NFC Divisional	Dallas	BEARS	7-37	Texas Stadium
12-23-79	NFC Wild Card	Philadelphia	BEARS	17-27	Veterans Stadium
12-30-84	NFC Championship	BEARS	Washington	23-19	RFK Memorial
1-6-85	NFC Championship	San Francisco	BEARS	0-23	Candlestick Park
1-5-86	NFC Divisional	BEARS	NY Giants	21- 0	Soldier Field
1-12-86	Conf. Championship	BEARS	LA Rams	24- 0	Soldier Field
1-26-86	Super Bowl XX	BEARS	New England	46-10	Louisiana Superdome
1-3-87	NFC Divisional	Washington	BEARS	13-27	Soldier Field
1-10-88	NFC Divisional	Washington	BEARS	17-21	Soldier Field
12-31-88	NFC Divisional	BEARS	Philadelphia	20-12	Soldier Field
1-8-89	Conf. Championship	San Francisco	BEARS	3-28	Soldier Field
1-6-91	First Round	BEARS	New Orleans	16- 6	Soldier Field
1-13-91	Second Round	NY Giants	BEARS	3-31	Giants Stadium
12-29-91	First Round	Dallas	BEARS	13-17	Soldier Field
1-1-95	First Round	BEARS	Minnesota	35-18	HHH Metrodome
1-7-95	Second Round	San Francisco	BEARS	15-44	Candlestick Park

Bears vs.:	Green Bay	1-0	1.000
	Minnesota	1-0	1.000
	New England	1-0	1.000
	New Orleans	1-0	1.000
	NY Giants	5-3	.625
	LA Rams	1-1	.500
	Philadelphia	1-1	.500
	Washington	3-4	.429
	Dallas	0-2	.000
	San Francisco	0-3	.000

Playoff record: 14-14 (.500)
 Record at home: 10-5 (.636)
 NFL Championship game record: 7-4 (.667)

NFC Central Division Championships:
 1977*, 1979*, 1984, 1985, 1986, 1987,
 1988, 1990
 (* tied for division title and lost tiebreaker)

MOST-WATCHED TV PROGRAMS . . . EVER

Program	Date	Viewers	Rating
1. Super Bowl XXX (Dallas vs. Pittsburgh) NBC	1-28-96	138,488,000	46.0
2. Super Bowl XXVIII (Dallas vs. Buffalo) NBC	1-30-94	134,800,000	45.5
3. Super Bowl XXVII (Dallas vs. Buffalo) NBC	1-31-93	133,400,000	45.1
4. Super Bowl XXXI (Green Bay vs. New England) FOX	1-26-97	128,900,000	43.3
5. Super Bowl XX (Chicago vs. New England) NBC	1-26-86	127,000,000	48.3

- A rating is the percentage of houses with televisions which are watching the program. The 48.3 for SBXX is the fourth-highest in TV history (SBXVI, SBXVII, and the '94 winter figure skating).
- The Bears' Super Bowl drew a 70 share, which means that 70% of all people watching TV were watching that game. The closest any program has come to a 70 since SBXX was in January, 1996 when Super Bowl XXX recorded a 68 share. (By comparison, SB XXXI recorded a 65 share).

BEARS ALL-TIME RESULTS

1920 (10-1-2, .509)

George S. Halas, Decatur		Ed Sternaman — Coaches		Bears	Opp.
O 3	Moine Tractors	W	20	0	
O 10	Kewanee	W	25	7	
O 17	@ Rock Island Indep.	W	7	0	
O 24	@ Chicago Tigers	W	10	0	
O 31	@ Rockford	W	29	0	
N 7	@ Rock Island Indep.	T	0	0	
N 11	@ Champaign	W	20	0	
N 14	@ Minneapolis Marines	W	3	0	
N 21	Hammond Pros	W	28	7	
N 25	@ Chicago Tigers	W	6	0	
N 28	@ Chicago Cardinals	L	6	7	
D 5	@ Chicago Cardinals	W	10	0	
D 12	Akron Pros	T	0	0	
				164	21

1921 (9-1-1, .900)

George S. Halas, Chicago		Ed Sternaman — Coaches		Bears	Opp.
O 10	@ Rock Island Indep.	W	14	10	
O 16	Rochester Jeffersons	W	16	13	
O 23	Dayton Triangles	W	7	0	
N 6	Detroit Tigers	W	20	9	
N 13	Rock Island Indep.	W	3	0	
N 20	Cleveland Indians	W	22	7	
N 24	Buffalo All-Americans	L	6	7	
N 27	Green Bay Packers	W	20	0	
D 4	Buffalo All-Americans	W	10	7	
D 11	Canton Bulldogs	W	10	0	
D 18	@ Chicago Cardinals	T	0	0	
				128	53

1922 (9-3, .750)

George S. Halas, Chicago		Ed Sternaman — Coaches		Bears	Opp.
O 1	Racine Legion	W	6	0	
O 8	@ Rock Island Indep.	W	10	6	
O 15	Rochester Jeffersons	W	7	0	
O 22	Buffalo All-Americans	W	7	0	
O 29	Canton Bulldogs	L	6	7	
N 5	Dayton Triangles	W	9	0	
N 12	Orange Indians	W	33	6	
N 19	Rock Island Indep.	W	3	0	
N 26	Akron Pros	W	20	10	
N 30	@ Chicago Cardinals	L	0	6	
D 3	Toledo Maroons	W	22	0	
D 10	@ Chicago Cardinals	L	0	9	
				123	44

1923 (9-2-1, .818)

George S. Halas, Chicago		Ed Sternaman — Coaches		Bears	Opp.
S 30	@ Rock Island Indep.	L	0	3	
O 7	@ Racine Legion	W	3	0	
O 14	@ Green Bay Packers	W	3	0	
O 21	Canton Bulldogs	L	0	6	
O 28	Buffalo All-Americans	W	18	3	
N 4	Orange Indians	W	26	0	
N 11	Akron Pros	W	20	6	
N 18	Rock Island Indep.	W	7	3	
N 25	Hammond Pros	W	14	7	
N 29	Chicago Cardinals	W	3	0	
D 2	Milwaukee Badgers	T	0	0	
D 9	Rock Island Indep.	W	29	7	
				123	35

1924 (6-1-4, .857)

George S. Halas, Decatur		Ed Sternaman — Coaches		Bears	Opp.
S 28	@ Rock Island Indep.	T	0	0	
O 5	@ Cleveland Bulldogs	L	14	16	
O 12	Racine Legion	T	10	10	
O 19	Chicago Cardinals	W	6	0	
O 26	Frankford Yelljackets	W	33	3	
N 2	Rock Island Indep.	T	3	3	
N 9	Columbus Tigers	W	12	6	
N 16	Racine Legion	T	3	3	
N 23	Green Bay Packers	W	3	0	
N 27	@ Chicago Cardinals	W	21	0	
N 30	Milwaukee Badgers	W	31	14	
				136	55

1925 (9-5-3, .643)

George S. Halas, Decatur		Ed Sternaman — Coaches		Bears	Opp.
S 20	@ Rock Island Indep.	T	0	0	
S 27	@ Green Bay Packers	L	10	14	
O 4	Detroit Panthers	T	0	0	
O 11	Hammond Pros	W	28	7	
O 18	Cleveland Bulldogs	W	7	0	
O 25	@ Chicago Cardinals	L	0	9	
N 1	Rock Island Indep.	W	6	0	
N 8	Frankford Yelljackets	W	19	0	
N 15	Detroit Panthers	W	14	0	
N 22	Green Bay Packers	W	21	0	
N 26	Chicago Cardinals	T	0	0	
N 29	Columbus Tigers	W	14	13	
D 5	@ Frankford Yelljackets	W	14	7	
D 6	@ New York Giants	W	19	7	
D 9	@ Providence Ste. Rol.	L	6	9	
D 12	@ Detroit Panthers	L	0	21	
D 13	New York Giants	L	0	9	
				158	96

1926 (12-1-3, .923)

George S. Halas, Decatur		Ed Sternaman — Coaches		Bears	Opp.
S 19	@ Milwaukee Badgers	W	10	7	
S 26	@ Green Bay Packers	T	6	6	
O 3	@ Detroit Panthers	W	10	7	
O 10	New York Giants	W	7	0	
O 17	Chicago Cardinals	W	16	0	
O 24	Duluth Eskimos	W	24	6	
O 31	Akron Indians	W	17	0	
N 7	Louisville Colonels	W	34	0	
N 11	Chicago Cardinals	W	10	0	
N 13	Milwaukee Badgers	W	10	7	
N 21	Green Bay Packers	W	19	13	
N 25	Chicago Cardinals	T	0	0	
N 28	Canton Bulldogs	W	35	0	
D 3	@ Frankford Yelljackets	L	6	7	
D 12	Pottsville Maroons	W	9	7	
D 19	Green Bay Packers	T	3	3	
				216	63

1927 (9-3-2, .750)

George S. Halas, Decatur		Ed Sternaman — Coaches		Bears	Opp.
S 25	@ Chicago Cardinals	W	9	0	
O 2	@ Green Bay Packers	W	7	6	
O 16	New York Yankees	W	12	0	
O 23	Cleveland Bulldogs	W	14	12	
O 30	Dayton Triangles	W	14	6	
N 6	Providence Ste. Rol.	T	0	0	
N 8	@ New York Yankees	L	6	26	
N 13	Pottsville Maroons	W	30	12	
N 20	Green Bay Packers	W	14	6	
N 24	Chicago Cardinals	L	0	3	
N 27	@ New York Giants	L	7	13	
D 3	@ Frankford Yelljackets	T	0	0	
D 4	Frankford Yelljackets	W	9	0	
D 11	Duluth Eskimos	W	27	0	
				149	84

1928 (7-5-1, .636)

George S. Halas, Decatur		Ed Sternaman — Coaches		Bears	Opp.
S 23	@ Chicago Cardinals	W	15	0	
S 30	@ Green Bay Packers	T	12	12	
O 14	New York Giants	W	13	0	
O 21	Green Bay Packers	L	6	16	
O 28	Detroit Wolverines	L	0	6	
N 4	New York Yankees	W	27	0	
N 11	Dayton Triangles	W	27	0	
N 18	Pottsville Maroons	W	13	6	
N 25	Detroit Wolverines	L	7	14	
N 29	Chicago Cardinals	W	34	0	
D 2	Frankford Yelljackets	W	28	6	
D 9	Green Bay Packers	L	0	6	
D 15	@ Frankford Yelljackets	L	0	19	
				182	85

1929 (4-9-2, .308)

George S. Halas, Decatur		Ed Sternaman — Coaches		Bears	Opp.
S 22	@ Minneapolis Marines	W	19	6	
S 29	@ Green Bay Packers	L	0	23	
O 6	@ Minneapolis Marines	W	7	6	
O 13	@ Buffalo Bisons	W	16	0	
O 20	Chicago Cardinals	T	0	0	
O 27	Minneapolis Rjackets	W	27	0	
N 3	New York Giants	L	14	26	
N 10	Green Bay Packers	L	0	14	
N 16	@ Frankford Yelljackets	L	14	20	
N 17	@ New York Giants	L	0	34	
N 24	Buffalo Bisons	L	7	19	
N 28	@ Chicago Cardinals	L	6	40	
D 1	Frankford Yelljackets	T	0	0	
D 8	Green Bay Packers	L	0	25	
D 15	New York Giants	L	9	14	
				119	227

BEARS ALL-TIME RESULTS

1930 (9-4-1, .692)

Ralph Jones — Coach	Bears	Opp
S 21 Brooklyn Dodgers	T	0 0
S 28 @ Green Bay Packers	L	0 7
O 5 @ Minneapolis Rjackets	W	20 0
O 12 New York Giants	L	0 12
O 19 @ Chicago Cardinals	W	32 6
O 22 @ Portsmouth Spartans	L	6 7
O 26 Frankford Yefjackets	W	13 7
N 2 Minneapolis Rjackets	W	20 7
N 9 Green Bay Packers	L	12 13
N 16 @ New York Giants	W	12 0
N 22 @ Frankford Yefjackets	W	13 6
N 27 Chicago Cardinals	W	6 0
N 30 Portsmouth Spartans	W	14 6
D 7 Green Bay Packers	W	21 0
	165	71

1931 (8-5, .615)

Ralph Jones — Coach	Bears	Opp
S 18 Cleveland Indians	W	21 0
S 27 @ Green Bay Packers	L	0 7
O 11 New York Giants	W	6 0
O 18 Chicago Cardinals	W	26 13
O 25 Frankford Yefjackets	L	12 13
N 1 Green Bay Packers	L	2 6
N 8 Portsmouth Spartans	W	9 6
N 15 New York Giants	W	12 6
N 22 @ Brooklyn Dodgers	W	26 0
N 26 Chicago Cardinals	W	18 7
N 29 @ Portsmouth Spartans	L	0 3
D 6 Green Bay Packers	W	7 6
D 13 New York Giants	L	6 25
	145	92

1932 (7-1-6, .875)

Ralph Jones — Coach	Bears	Opp
S 25 @ Green Bay Packers	T	0 0
O 2 @ Staten Isl. Stapletons	T	0 0
O 9 @ Chicago Cardinals	T	0 0
O 16 Green Bay Packers	L	0 2
O 23 @ Staten Isl. Stapletons	W	27 7
O 30 @ Boston Braves	T	7 7
N 6 @ New York Giants	W	28 8
N 13 Portsmouth Spartans	T	13 13
N 20 Brooklyn Dodgers	W	20 0
N 24 Chicago Cardinals	W	34 0
N 27 @ Portsmouth Spartans	T	7 7
D 4 New York Giants	W	6 0
D 11 Green Bay Packers	W	9 0
D 18 Portsmouth Spartans	W	9 0
	160	44

1933 (10-2-1, .833)

George S. Halas — Coach	Bears	Opp
S 24 @ Green Bay Packers	W	14 7
O 1 Boston Redskins	W	7 0
O 8 @ Brooklyn Dodgers	W	10 0
O 15 Chicago Cardinals	W	12 9
O 22 Green Bay Packers	W	10 7
O 29 New York Giants	W	14 10
N 5 @ Boston Redskins	L	0 10
N 12 @ Philadelphia Eagles	T	3 3
N 19 @ New York Giants	L	0 3
N 26 Portsmouth Spartans	W	17 14
N 30 Chicago Cardinals	W	22 6
D 3 @ Portsmouth Spartans	W	17 7
D 10 Green Bay Packers	W	7 6
	133	82

PLAYOFFS

D 17 New York Giants	W	23 21
----------------------	---	-------

1934 (13-0, 1.000)

George S. Halas — Coach	Bears	Opp
S 23 @ Green Bay Packers	W	24 10
S 30 @ Cincinnati Reds	W	21 3
O 7 @ Brooklyn Dodgers	W	21 7
O 10 @ Pittsburgh Pirates	W	28 0
O 14 Chicago Cardinals	W	20 0
O 21 Cincinnati Reds	W	41 7
O 28 Green Bay Packers	W	27 14
N 4 New York Giants	W	27 7
N 11 @ Boston Redskins	W	21 0
N 18 @ New York Giants	W	10 9
N 25 Chicago Cardinals	W	17 6
N 29 @ Detroit Lions	W	19 16
D 2 Detroit Lions	W	10 0
	286	86

PLAYOFFS

D 9 @ New York Giants	L	13 30
-----------------------	---	-------

1935 (6-4-2, .600)

George S. Halas — Coach	Bears	Opp
S 22 @ Green Bay Packers	L	0 7
S 29 @ Pittsburgh Pirates	W	23 7
O 13 @ Philadelphia Eagles	W	39 0
O 20 Brooklyn Dodgers	W	24 14
O 27 Green Bay Packers	L	14 17
N 3 @ New York Giants	W	20 3
N 10 @ Boston Redskins	W	30 14
N 17 New York Giants	L	0 3
N 24 Detroit Lions	T	20 20
N 28 @ Detroit Lions	L	2 14
D 1 Chicago Cardinals	T	7 7
D 6 Chicago Cardinals	W	13 0
	192	106

1936 (9-3, .750)

George S. Halas — Coach	Bears	Opp
S 20 @ Green Bay Packers	W	30 3
S 27 @ Philadelphia Eagles	W	17 0
O 4 @ Pittsburgh Pirates	W	27 9
O 11 Chicago Cardinals	W	7 3
O 18 Pittsburgh Pirates	W	26 7
O 25 Detroit Lions	W	12 10
N 1 Green Bay Packers	L	10 21
N 8 @ New York Giants	W	25 7
N 15 @ Boston Redskins	W	26 0
N 22 @ Philadelphia Eagles	W	28 7
N 26 @ Detroit Lions	L	7 13
N 29 Chicago Cardinals	L	7 14
	222	94

PLAYOFFS

D 12 Washington Redskins	L	21 28
--------------------------	---	-------

1938 (6-5, .545)

George S. Halas — Coach	Bears	Opp
S 11 Chicago Cardinals	W	16 13
S 18 @ Green Bay Packers	W	2 0
O 2 @ Philadelphia Eagles	W	28 6
O 9 @ Cleveland Rams	L	7 14
O 16 Chicago Cardinals	W	34 28
O 23 Cleveland Rams	L	21 23
O 30 Detroit Lions	L	7 13
N 6 Green Bay Packers	L	17 24
N 13 Washington Redskins	W	31 7
N 20 @ Brooklyn Dodgers	W	24 6
N 24 @ Detroit Lions	L	7 14
	194	148

1939 (8-3, .727)

George S. Halas — Coach	Bears	Opp
S 15 Cleveland Rams	W	30 21
S 24 @ Green Bay Packers	L	16 21
O 2 @ Pittsburgh Steelers	W	32 0
O 8 @ Cleveland Rams	W	35 21
O 15 Chicago Cardinals	W	44 7
O 22 @ New York Giants	L	13 16
O 29 Detroit Lions	L	0 10
N 5 Green Bay Packers	W	30 27
N 12 @ Detroit Lions	W	23 13
N 19 Philadelphia Eagles	W	27 14
N 26 Chicago Cardinals	W	48 7
	258	157

1940 (8-3, .727)

George S. Halas — Coach	Bears	Opp
S 22 @ Green Bay Packers	W	41 0
S 25 @ Chicago Cardinals	L	7 21
O 6 @ Cleveland Rams	W	21 14
O 13 Detroit Lions	W	7 0
O 20 Brooklyn Dodgers	W	16 7
O 27 @ New York Giants	W	37 21
N 3 Green Bay Packers	W	14 7
N 10 @ Detroit Lions	L	14 17
N 17 @ Washington Redskins	L	3 7
N 24 Cleveland Rams	W	47 25
D 1 Chicago Cardinals	W	31 23
	238	152

PLAYOFFS

D 8 @ Washington Redskins	W	73 0
---------------------------	---	------

1941 (10-1, .909)

George S. Halas — Coach	Bears	Opp
S 28 @ Green Bay Packers	W	25 17
O 5 @ Cleveland Rams	W	48 21
O 12 Chicago Cardinals	W	53 7
O 19 Detroit Lions	W	49 0
O 26 Pittsburgh Steelers	W	34 7
N 2 Green Bay Packers	L	14 16
N 9 Cleveland Rams	W	31 13
N 16 Washington Redskins	W	35 21
N 23 @ Detroit Lions	W	24 7
N 30 @ Philadelphia Eagles	W	49 14
D 7 @ Chicago Cardinals	W	34 24
	396	147

PLAYOFFS

D 14 Green Bay Packers	W	33 14
D 21 New York Giants	W	37 9

BEARS ALL-TIME RESULTS

1942 (11-0, 1.000)

George S. Halas — Coach	Bears	Opp
S 27 @ Green Bay Packers	W	44 29
O 4 @ Cleveland Rams	W	21 7
O 11 Chicago Cardinals	W	41 14
O 18 New York Giants	W	26 7
O 25 Philadelphia Eagles	W	45 14

Heartley "Hunk" Anderson

Luke Johnsons — Coaches	Bears	Opp
N 1 Detroit Lions	W	16 0
N 8 @ Brooklyn Dodgers	W	35 0
N 15 Green Bay Packers	W	38 7
N 22 @ Detroit Lions	W	42 0
N 29 Cleveland Rams	W	47 0
D 6 @ Chicago Cardinals	W	21 7
	376	84

PLAYOFFS

D 13 @ Washington Redskins	L	6 14
----------------------------	---	------

1943 (8-1-1, .889)

Heartley "Hunk" Anderson	Bears	Opp
Luke Johnsons — Coaches		
S 26 @ Green Bay Packers	T	21 21
O 3 @ Detroit Lions	W	27 21
O 10 Chicago Cardinals	W	20 0
O 17 Philadelphia "Seagulls"	W	48 21
O 24 Brooklyn Dodgers	W	33 21
O 31 Detroit Lions	W	35 14
N 7 Green Bay Packers	W	21 7
N 14 @ New York Giants	W	56 7
N 21 @ Washington Redskins	L	7 21
N 28 @ Chicago Cardinals	W	35 24
	303	157

PLAYOFFS

D 26 Washington Redskins	W	41 21
--------------------------	---	-------

1944 (6-3-1, .667)

Heartley "Hunk" Anderson	Bears	Opp
Luke Johnsons — Coaches		
S 24 @ Green Bay Packers	L	28 42
O 8 @ Cleveland Rams	L	7 19
O 15 Cardinal-Pittsburgh	W	34 7
O 22 Detroit Lions	T	21 21
O 29 Cleveland Rams	W	28 21
N 5 Green Bay Packers	W	21 0
N 12 Boston Yanks	W	21 7
N 19 @ Detroit Lions	L	21 41
N 26 @ Philadelphia Eagles	W	28 7
D 3 @ Cardinal-Pittsburgh	W	49 7
	258	172

1945 (3-7, .300)

Heartley "Hunk" Anderson	Bears	Opp
Luke Johnsons — Coaches		
S 30 @ Green Bay Packers	L	21 31
O 7 @ Cleveland Rams	L	0 17
O 14 Chicago Cardinals	L	7 16
O 21 Cleveland Rams	L	21 41
O 28 @ Detroit Lions	L	10 16
N 4 Green Bay Packers	W	28 24
N 11 Detroit Lions	L	28 35
N 18 @ Washington Redskins	L	21 28
N 25 Pittsburgh Steelers	W	28 7
D 2 @ Chicago Cardinals	W	28 20
	192	235

1946 (8-2-1, .800)

George S. Halas — Coach	Bears	Opp
S 29 @ Green Bay Packers	W	30 7
O 6 @ Chicago Cardinals	W	34 17
O 13 Los Angeles Rams	T	28 28
O 20 Philadelphia Eagles	W	21 14
O 27 @ New York Giants	L	0 14
N 3 Green Bay Packers	W	10 7
N 10 @ Los Angeles Rams	W	27 21
N 17 Washington Redskins	W	24 20
N 24 Detroit Lions	W	42 6
D 1 Chicago Cardinals	L	28 35
D 8 @ Detroit Lions	W	45 24
	289	193

PLAYOFFS

D 15 @ New York Giants	W	24 14
------------------------	---	-------

1947 (8-4, .667)

George S. Halas — Coach	Bears	Opp
S 28 @ Green Bay Packers	L	20 29
O 5 @ Chicago Cardinals	L	7 31
O 12 Philadelphia Eagles	W	40 7
O 19 Detroit Lions	W	33 24
O 26 @ Washington Redskins	W	56 20
N 2 @ Boston Yanks	W	28 24
N 9 Green Bay Packers	W	20 17
N 16 @ Los Angeles Rams	W	41 21
N 23 Pittsburgh Steelers	W	49 7
N 27 @ Detroit Lions	W	34 14
D 7 Los Angeles Rams	L	14 17
D 14 Chicago Cardinals	L	21 30
	363	241

1948 (10-2, .833)

George S. Halas — Coach	Bears	Opp
S 26 @ Green Bay Packers	W	45 7
O 4 @ Chicago Cardinals	W	28 17
O 10 Los Angeles Rams	W	42 21
O 17 Detroit Lions	W	28 0
O 24 @ Philadelphia Eagles	L	7 12
O 31 New York Giants	W	35 14
N 7 @ Los Angeles Rams	W	21 6
N 14 Green Bay Packers	W	7 6
N 21 @ Boston Yanks	W	51 17
N 28 Washington Redskins	W	48 13
D 5 @ Detroit Lions	W	42 14
D 12 Chicago Cardinals	L	21 24
	375	151

1949 (9-3, .750)

George S. Halas — Coach	Bears	Opp
S 25 @ Green Bay Packers	W	17 0
O 2 @ Chicago Cardinals	W	17 7
O 9 Los Angeles Rams	L	16 31
O 16 Philadelphia Eagles	W	38 21
O 23 @ New York Giants	L	28 35
O 30 @ Los Angeles Rams	L	24 27
N 6 Green Bay Packers	W	24 3
N 13 Detroit Lions	W	27 24
N 20 @ Washington Redskins	W	31 21
N 24 @ Detroit Lions	W	28 7
D 4 Pittsburgh Steelers	W	30 21
D 11 Chicago Cardinals	W	52 21
	332	218

1950 (9-3, .750)

George S. Halas — Coach	Bears	Opp
S 17 @ Los Angeles Rams	W	24 20
S 24 @ San Francisco 49ers	W	32 20
O 1 @ Green Bay Packers	L	21 31
O 8 Chicago Cardinals	W	27 6
O 15 Green Bay Packers	W	28 14
O 29 @ New York Yanks	L	27 38
N 5 @ Detroit Lions	W	35 21
N 12 New York Yanks	W	28 20
N 19 San Francisco 49ers	W	17 0
N 26 Los Angeles Rams	W	24 14
D 3 @ Chicago Cardinals	L	10 20
D 10 Detroit Lions	W	6 3
	279	207

PLAYOFFS

D 17 @ Los Angeles Rams	L	14 24
-------------------------	---	-------

1951 (7-5, .583)

George S. Halas — Coach	Bears	Opp
S 30 @ Green Bay Packers	W	31 20
O 7 @ Chicago Cardinals	L	14 28
O 14 New York Yanks	W	24 21
O 21 San Francisco 49ers	W	13 7
O 28 @ Detroit Lions	W	28 23
N 4 @ Washington Redskins	W	27 0
N 11 Detroit Lions	L	28 41
N 18 Green Bay Packers	W	24 13
N 25 @ Cleveland Browns	L	21 42
D 2 Los Angeles Rams	L	17 42
D 9 @ New York Yanks	W	45 21
D 16 Chicago Cardinals	L	14 24
	286	282

1952 (5-7, .416)

George S. Halas — Coach	Bears	Opp
S 28 @ Green Bay Packers	W	24 14
O 5 @ Chicago Cardinals	L	10 21
O 12 Dallas Texans	W	38 20
O 19 San Francisco 49ers	L	16 40
O 26 @ Los Angeles Rams	L	7 31
N 2 @ San Francisco 49ers	W	20 17
N 9 Green Bay Packers	L	28 41
N 16 Los Angeles Rams	L	24 40
N 23 Detroit Lions	W	24 23
N 27 @ Dallas Texans	L	23 27
D 7 @ Detroit Lions	L	21 45
D 14 Chicago Cardinals	W	10 7
	245	326

1953 (3-8-1, .273)

George S. Halas — Coach	Bears	Opp
S 27 @ Baltimore Colts	L	9 13
O 4 @ Green Bay Packers	L	17 13
O 11 Baltimore Colts	L	14 16
O 18 San Francisco 49ers	L	28 35
O 25 @ Los Angeles Rams	L	24 28
N 1 @ San Francisco 49ers	L	14 24
N 8 Green Bay Packers	T	21 21
N 15 @ Washington Redskins	W	27 24
N 22 Detroit Lions	L	16 20
N 29 Los Angeles Rams	W	24 21
D 6 @ Detroit Lions	L	7 13
D 13 Chicago Cardinals	L	17 24
	218	262

BEARS ALL-TIME RESULTS

1954 (8-4, .667)

George S. Halas — Coach	Bears	Opp
S 25 @ Detroit Lions	L	23 48
O 3 @ Green Bay Packers	W	10 3
O 10 Baltimore Colts	W	28 9
O 17 San Francisco 49ers	L	24 31
O 24 @ Los Angeles Rams	L	38 42
O 31 @ San Francisco 49ers	W	31 27
N 7 Green Bay Packers	W	28 23
N 14 Cleveland Browns	L	10 39
N 21 @ Baltimore Colts	W	28 13
N 28 Los Angeles Rams	W	24 13
D 5 @ Chicago Cardinals	W	29 7
D 12 Detroit Lions	W	28 24
	301	279

1955 (8-4, .667)

George S. Halas — Coach	Bears	Opp
S 25 @ Baltimore Colts	L	17 23
O 2 @ Green Bay Packers	L	3 24
O 9 San Francisco 49ers	L	19 20
O 16 Baltimore Colts	W	38 10
O 23 @ San Francisco 49ers	W	34 23
O 30 @ Los Angeles Rams	W	31 20
N 6 Green Bay Packers	W	52 21
N 13 Los Angeles Rams	W	24 3
N 20 @ Detroit Lions	W	24 14
N 27 @ Chicago Cardinals	L	14 53
D 4 Detroit Lions	W	21 20
D 11 Philadelphia Eagles	W	17 10
	294	251

1956 (9-2-1, .818)

John Paddy Driscoll — Coach	Bears	Opp
S 30 @ Baltimore Colts	L	21 28
O 7 @ Green Bay Packers	W	37 21
O 14 San Francisco 49ers	W	31 7
O 21 Baltimore Colts	W	58 27
O 28 @ San Francisco 49ers	W	38 21
N 4 @ Los Angeles Rams	W	35 24
N 11 Green Bay Packers	W	38 14
N 18 Los Angeles Rams	W	30 21
N 25 @ New York Giants	T	17 17
D 2 @ Detroit Lions	L	10 42
D 9 Chicago Cardinals	W	10 3
D 16 Detroit Lions	W	38 21
	363	246

PLAYOFFS

D 30 @ New York Giants	L	7 47
------------------------	---	------

1957 (5-7, .417)

John Paddy Driscoll — Coach	Bears	Opp
S 29 @ Green Bay Packers	L	17 21
O 5 @ Baltimore Colts	L	10 21
O 13 San Francisco 49ers	L	17 21
O 20 Los Angeles Rams	W	34 26
O 27 @ San Francisco 49ers	L	17 21
N 3 @ Los Angeles Rams	W	16 10
N 10 Green Bay Packers	W	21 14
N 17 Baltimore Colts	L	14 29
N 24 @ Detroit Lions	W	27 7
D 1 Washington Redskins	L	3 14
D 8 @ Chicago Cardinals	W	14 6
D 15 Detroit Lions	L	13 21
	203	211

1958 (8-4, .667)

George S. Halas — Coach	Bears	Opp
S 27 @ Green Bay Packers	W	34 20
O 4 @ Baltimore Colts	L	38 51
O 12 San Francisco 49ers	W	28 6
O 19 Los Angeles Rams	W	31 10
O 26 @ San Francisco 49ers	W	27 14
N 2 @ Los Angeles Rams	L	35 41
N 9 Green Bay Packers	W	24 10
N 16 Baltimore Colts	L	0 17
N 23 @ Detroit Lions	W	20 7
N 30 @ Pittsburgh Steelers	L	10 24
D 7 Chicago Cardinals	W	30 14
D 14 Detroit Lions	W	21 16
	298	230

1959 (8-4, .667)

George S. Halas — Coach	Bears	Opp
S 27 @ Green Bay Packers	L	6 9
O 3 @ Baltimore Colts	W	26 21
O 11 Los Angeles Rams	L	21 28
O 18 Baltimore Colts	L	7 21
O 25 @ San Francisco 49ers	L	17 20
N 1 @ Los Angeles Rams	W	26 21
N 8 Green Bay Packers	W	28 17
N 15 San Francisco 49ers	W	14 3
N 22 @ Detroit Lions	W	24 14
N 29 @ Chicago Cardinals	W	31 7
D 6 Pittsburgh Steelers	W	27 21
D 13 Detroit Lions	W	25 14
	252	196

1960 (5-6-1, .455)

George S. Halas — Coach	Bears	Opp
S 25 @ Green Bay Packers	W	17 14
O 2 @ Baltimore Colts	L	7 42
O 9 Los Angeles Rams	W	34 27
O 16 San Francisco 49ers	W	27 10
O 23 @ Los Angeles Rams	T	24 24
O 30 @ San Francisco 49ers	L	7 25
N 13 Baltimore Colts	L	20 24
N 20 Detroit Lions	W	28 7
N 27 Dallas Cowboys	W	17 7
D 4 Green Bay Packers	L	13 41
D 11 @ Cleveland Browns	L	0 42
D 18 @ Detroit Lions	L	0 36
	194	299

1961 (8-6, .571)

George S. Halas — Coach	Bears	Opp
S 17 @ Minnesota Vikings	L	13 37
S 23 @ Los Angeles Rams	W	21 17
O 1 @ Green Bay Packers	L	0 24
O 8 @ Detroit Lions	W	31 17
O 15 Baltimore Colts	W	24 10
O 22 San Francisco 49ers	W	31 0
O 29 @ Baltimore Colts	W	21 20
N 5 @ Philadelphia Eagles	L	14 16
N 12 Green Bay Packers	L	28 31
N 19 @ San Francisco 49ers	L	31 41
N 26 Los Angeles Rams	W	28 24
D 3 Detroit Lions	L	15 15
D 10 Cleveland Browns	W	17 14
D 17 Minnesota Vikings	W	52 35
	326	302

1962 (9-5, .643)

George S. Halas — Coach	Bears	Opp
S 16 @ San Francisco 49ers	W	30 14
S 23 @ Los Angeles Rams	W	27 23
S 30 @ Green Bay Packers	L	0 49
O 7 @ Minnesota Vikings	W	13 0
O 14 San Francisco 49ers	L	27 34
O 21 Baltimore Colts	W	35 15
O 28 @ Detroit Lions	L	3 11
N 4 Green Bay Packers	L	7 38
N 11 Minnesota Vikings	W	31 30
N 18 @ Dallas Cowboys	W	34 33
N 25 @ Baltimore Colts	W	57 0
D 2 New York Giants	L	24 26
D 9 Los Angeles Rams	W	30 14
D 16 Detroit Lions	W	3 0
	321	287

1963 (11-1-2, .917)

George S. Halas — Coach	Bears	Opp
S 15 @ Green Bay Packers	W	10 3
S 22 @ Minnesota Vikings	W	28 7
S 29 @ Detroit Lions	W	37 21
O 6 Baltimore Colts	W	10 3
O 13 @ Los Angeles Rams	W	52 14
O 20 @ San Francisco 49ers	L	14 20
O 27 Philadelphia Eagles	W	16 7
N 3 @ Baltimore Colts	W	17 7
N 10 Los Angeles Rams	W	6 0
N 17 Green Bay Packers	W	26 7
N 24 @ Pittsburgh Steelers	T	17 17
D 1 Minnesota Vikings	T	17 17
D 8 San Francisco 49ers	W	27 17
D 15 Detroit Lions	W	24 14
	321	144

PLAYOFFS

D 29 New York Giants	W	14 10
----------------------	---	-------

1964 (5-9, .357)

George S. Halas — Coach	Bears	Opp
S 13 @ Green Bay Packers	L	12 23
S 20 @ Minnesota Vikings	W	34 28
S 27 @ Baltimore Colts	L	0 52
O 4 @ San Francisco 49ers	L	21 31
O 11 Los Angeles Rams	W	38 17
O 18 Detroit Lions	L	0 10
O 25 @ Washington Redskins	L	20 27
N 1 Dallas Cowboys	L	10 24
N 8 Baltimore Colts	L	24 40
N 15 @ Los Angeles Rams	W	34 24
N 22 San Francisco 49ers	W	23 21
N 26 @ Detroit Lions	W	27 24
D 5 Green Bay Packers	L	3 17
D 13 Minnesota Vikings	L	14 41
	260	379

1965 (9-5, .643)

George S. Halas — Coach	Bears	Opp
S 19 @ San Francisco 49ers	L	24 52
S 25 @ Los Angeles Rams	L	29 30
O 3 @ Green Bay Packers	L	14 23
O 10 Los Angeles Rams	W	31 6
O 17 @ Minnesota Vikings	W	45 37
O 24 Detroit Lions	W	38 10
O 31 Green Bay Packers	W	31 10
N 7 Baltimore Colts	L	21 26
N 14 St. Louis Cardinals	W	34 13
N 21 @ Detroit Lions	W	17 10
N 28 @ New York Giants	W	35 14
D 5 @ Baltimore Colts	W	13 10
D 12 San Francisco 49ers	W	61 20
D 19 Minnesota Vikings	L	17 24
	409	275

BEARS ALL-TIME RESULTS

1966 (5-7-2, .417)

George S. Halas — Coach		Bears	Opp
S 11 @ Detroit Lions	L	3	14
S 16 @ Los Angeles Rams	L	17	31
O 2 @ Minnesota Vikings	W	13	10
O 9 Baltimore Colts	W	27	17
O 16 Green Bay Packers	L	0	17
O 23 Los Angeles Rams	W	17	10
O 31 @ St. Louis Cardinals	L	17	24
N 6 Detroit Lions	T	10	10
N 13 San Francisco 49ers	T	30	30
N 20 @ Green Bay Packers	L	6	13
N 27 Atlanta Falcons	W	23	6
D 4 @ Baltimore Colts	L	16	21
D 11 @ San Francisco 49ers	L	14	41
D 18 Minnesota Vikings	W	41	28
		234	272

1967 (7-6-1, .538)

George S. Halas — Coach		Bears	Opp
S 17 @ Pittsburgh Steelers	L	13	41
S 24 @ Green Bay Packers	L	10	13
O 1 @ Minnesota Vikings	W	17	7
O 8 Baltimore Colts	L	3	24
O 15 Detroit Lions	W	14	13
O 22 @ Cleveland Browns	L	0	24
O 29 Los Angeles Rams	L	17	28
N 5 @ Detroit Lions	W	27	13
N 12 New York Giants	W	34	7
N 19 St. Louis Cardinals	W	30	3
N 26 Green Bay Packers	L	13	17
D 3 @ San Francisco 49ers	W	28	14
D 10 Minnesota Vikings	T	10	10
D 17 @ Atlanta Falcons	W	23	14
		239	218

1968 (7-7, .500)

Jim Dooley — Coach		Bears	Opp
S 15 Washington Redskins	L	28	38
S 22 @ Detroit Lions	L	0	42
S 29 @ Minnesota Vikings	W	27	17
O 6 @ Baltimore Colts	L	7	28
O 13 Detroit Lions	L	10	28
O 20 @ Philadelphia Eagles	W	29	16
O 27 Minnesota Vikings	W	26	24
N 3 @ Green Bay Packers	W	13	10
N 10 San Francisco 49ers	W	27	19
N 17 Atlanta Falcons	L	13	16
N 24 Dallas Cowboys	L	3	34
D 1 @ New Orleans Saints	W	23	17
D 8 @ Los Angeles Rams	W	17	16
D 15 Green Bay Packers	L	27	28
		250	333

1969 (1-13, .071)

Jim Dooley — Coach		Bears	Opp
S 21 @ Green Bay Packers	L	0	17
S 28 @ St. Louis Cardinals	L	17	20
O 5 @ New York Giants	L	24	28
O 12 Minnesota Vikings	L	0	31
O 19 @ Detroit Lions	L	7	13
O 26 Los Angeles Rams	L	7	9
N 2 @ Minnesota Vikings	L	14	31
N 9 Pittsburgh Steelers	W	38	7
N 16 @ Atlanta Falcons	L	31	48
N 23 Baltimore Colts	L	21	24
N 30 Cleveland Browns	L	24	28
D 6 @ San Francisco 49ers	L	21	42
D 14 Green Bay Packers	L	3	21
D 21 Detroit Lions	L	3	20
		210	339

1970 (6-8, .428)

Jim Dooley — Coach		Bears	Opp
S 19 @ New York Giants	W	24	16
S 27 Philadelphia Eagles	W	20	16
O 5 @ Detroit Lions	L	14	28
O 11 Minnesota Vikings	L	0	24
O 18 San Diego Chargers	L	7	20
O 25 Detroit Lions	L	10	16
N 1 @ Atlanta Falcons	W	23	14
N 8 San Francisco 49ers	L	16	37
N 15 @ Green Bay Packers	L	19	20
N 22 Buffalo Bills	W	31	13
N 29 @ Baltimore Colts	L	20	21
D 5 @ Minnesota Vikings	L	13	16
D 13 Green Bay Packers	W	35	17
D 20 @ New Orleans Saints	W	24	3
		256	261

**** Bears move to Soldier Field ****

1971 (6-8, .428)

Jim Dooley — Coach		Bears	Opp
S 19 Pittsburgh Steelers	W	17	15
S 26 @ Minnesota Vikings	W	20	17
O 3 @ Los Angeles Rams	L	3	17
O 10 New Orleans Saints	W	35	14
O 17 @ San Francisco 49ers	L	0	13
O 24 @ Detroit Lions	W	28	23
O 31 Dallas Cowboys	W	23	19
N 7 Green Bay Packers	L	14	17
N 14 Washington Redskins	W	16	15
N 21 Detroit Lions	L	3	28
N 29 @ Miami Dolphins	L	3	34
D 5 @ Denver Broncos	L	3	6
D 12 @ Green Bay Packers	L	10	31
D 19 Minnesota Vikings	L	10	27
		185	276

1972 (4-9-1, .307)

Abe Giron — Coach		Bears	Opp
S 17 Atlanta Falcons	L	21	37
S 24 Los Angeles Rams	T	13	13
O 1 @ Detroit Lions	L	24	38
O 8 @ Green Bay Packers	L	17	20
O 15 @ Cleveland Browns	W	17	0
O 23 Minnesota Vikings	W	13	10
O 29 @ St. Louis Cardinals	W	27	10
N 5 @ Detroit Lions	L	0	14
N 12 Green Bay Packers	L	17	23
N 19 San Francisco 49ers	L	21	34
N 26 Cincinnati Bengals	L	3	13
D 3 @ Minnesota Vikings	L	10	23
D 10 @ Philadelphia Eagles	W	21	12
D 17 @ Oakland Raiders	L	21	28
		225	275

1973 (3-11, .214)

Abe Giron — Coach		Bears	Opp
S 16 Dallas Cowboys	L	17	20
S 23 Minnesota Vikings	L	13	22
S 30 @ Denver Broncos	W	33	14
O 7 @ New Orleans Saints	L	16	21
O 14 Atlanta Falcons	L	6	46
O 21 New England Patriots	L	10	13
O 28 Houston Oilers	W	35	14
N 4 @ Green Bay Packers	W	31	17
N 12 @ Kansas City Chiefs	L	7	19
N 18 Detroit Lions	L	7	30
N 25 @ Minnesota Vikings	L	19	31
D 2 Los Angeles Rams	L	0	26
D 9 @ Detroit Lions	L	7	40
D 16 Green Bay Packers	L	0	21
		195	334

1974 (4-10, .286)

Abe Giron — Coach		Bears	Opp
S 15 Detroit Lions	W	17	9
S 22 New York Jets	L	21	23
S 29 @ Minnesota Vikings	L	7	11
O 6 New Orleans Saints	W	24	10
O 13 @ Atlanta Falcons	L	10	13
O 21 Green Bay Packers	W	10	9
O 27 @ Buffalo Bills	L	6	16
N 3 Minnesota Vikings	L	0	17
N 10 @ Green Bay Packers	L	3	20
N 17 San Francisco 49ers	L	0	34
N 24 @ Detroit Lions	L	17	34
D 1 New York Giants	W	16	13
D 8 @ San Diego Chargers	L	21	28
D 15 @ Washington Redskins	L	0	42
		152	279

1975 (4-10, .286)

Jack Pardee — Coach		Bears	Opp
S 21 Baltimore Colts	L	7	35
S 28 Philadelphia Eagles	W	15	13
O 5 @ Minnesota Vikings	L	3	28
O 12 @ Detroit Lions	L	7	27
O 19 @ Pittsburgh Steelers	L	3	34
O 27 Minnesota Vikings	L	9	13
N 2 Miami Dolphins	L	13	46
N 9 Green Bay Packers	W	27	14
N 16 @ San Francisco 49ers	L	3	31
N 23 @ Los Angeles Rams	L	10	38
N 30 @ Green Bay Packers	L	7	28
D 7 Detroit Lions	W	25	21
D 14 St. Louis Cardinals	L	20	34
D 21 @ New Orleans Saints	W	42	17
		191	379

1976 (7-7, .500)

Jack Pardee — Coach		Bears	Opp
S 12 Detroit Lions	W	10	3
S 19 @ San Francisco 49ers	W	19	12
S 26 Atlanta Falcons	L	0	10
O 3 Washington Redskins	W	33	7
O 10 @ Minnesota Vikings	L	19	20
O 17 @ Los Angeles Rams	L	12	20
O 24 @ Dallas Cowboys	L	21	31
O 31 Minnesota Vikings	W	14	13
N 7 Oakland Raiders	L	27	28
N 14 Green Bay Packers	W	24	13
N 21 @ Detroit Lions	L	10	14
N 28 @ Green Bay Packers	W	16	10
D 5 @ Seattle Seahawks	W	34	7
D 12 Denver Broncos	L	14	28
		253	216

1977 (9-5, .643)

Jack Pardee — Coach		Bears	Opp
S 18 Detroit Lions	W	30	20
S 25 @ St. Louis Cardinals	L	13	16
O 2 New Orleans Saints	L	24	42
O 10 Los Angeles Rams	W	24	23
O 16 @ Minnesota Vikings	L	16	22
O 23 Atlanta Falcons	L	10	16
O 30 @ Green Bay Packers	W	26	0
N 6 @ Houston Oilers	L	0	47
N 13 Kansas City Chiefs	W	28	27
N 20 Minnesota Vikings	W	10	7
N 24 @ Detroit Lions	W	31	14
D 4 @ Tampa Bay Buccaneers	W	10	0
D 11 Green Bay Packers	W	21	10
D 18 @ New York Giants	W	12	9
		255	253

PLAYOFFS

D 26 @ Dallas Cowboys	L	7	37
-----------------------	---	---	----

BEARS ALL-TIME RESULTS

1976 (7-9, .438)

Neill Armstrong — Coach	Bears	Opp
S 3 St. Louis Cardinals	W	17 10
S 10 @ San Francisco 49ers	W	16 13
S 17 @ Detroit Lions	W	19 0
S 25 Minnesota Vikings	L	20 24
O 1 Oakland Raiders	L+	19 25
O 8 @ Green Bay Packers	L	14 24
O 16 @ Denver Broncos	L	7 16
O 22 @ Tampa Bay Bucs	L	19 33
O 29 Detroit Lions	L	17 21
N 5 Seattle Seahawks	L	29 31
N 12 @ Minnesota Vikings	L	14 17
N 19 Atlanta Falcons	W	13 7
N 26 Tampa Bay Bucs	W	14 3
D 4 @ San Diego Chargers	L	7 40
D 10 Green Bay Packers	W	14 0
D 16 @ Washington Redskins	W	14 10
	253	274

1979 (10-6, .625)

Neill Armstrong — Coach	Bears	Opp
S 2 Green Bay Packers	W	6 3
S 9 Minnesota Vikings	W	26 7
S 16 @ Dallas Cowboys	L	20 24
S 23 @ Miami Dolphins	L	16 31
S 30 Tampa Bay Bucs	L	13 17
O 7 @ Buffalo Bills	W	7 0
O 14 New England Patriots	L	7 27
O 21 @ Minnesota Vikings	L	27 30
O 28 @ San Francisco 49ers	W	28 27
N 4 Detroit Lions	W	35 7
N 11 Los Angeles Rams	W	27 23
N 18 New York Jets	W	23 13
N 22 @ Detroit Lions	L	0 20
D 2 @ Tampa Bay Bucs	W	14 0
D 9 @ Green Bay Packers	W	15 14
D 16 St. Louis Cardinals	W	42 6
	306	249

PLAYOFFS

D 23 @ Philadelphia Eagles	L	17 27
----------------------------	---	-------

1980 (7-9, .438)

Neill Armstrong — Coach	Bears	Opp
S 7 @ Green Bay Packers	L+	6 12
S 14 New Orleans Saints	W	22 3
S 21 Minnesota Vikings	L	14 34
S 28 @ Pittsburgh Steelers	L	3 38
O 6 Tampa Bay Bucs	W	23 0
O 12 @ Minnesota Vikings	L	7 13
O 19 Detroit Lions	W	24 7
O 26 @ Philadelphia Eagles	L	14 17
N 3 @ Cleveland Browns	L	21 27
N 9 Washington Redskins	W	35 21
N 16 Houston Oilers	L	6 10
N 23 @ Atlanta Falcons	L	17 28
N 27 @ Detroit Lions	W+	23 17
D 7 Green Bay Packers	W	61 7
D 14 Cincinnati Bengals	L+	14 17
D 20 @ Tampa Bay Bucs	W	14 13
	304	264

1981 (6-10, .375)

Neill Armstrong — Coach	Bears	Opp
S 6 Green Bay Packers	L	9 16
S 13 @ San Francisco 49ers	L	17 28
S 20 Tampa Bay Bucs	W	28 17
S 28 Los Angeles Rams	L	7 24
O 4 @ Minnesota Vikings	L	21 24
O 11 Washington Redskins	L	7 24
O 19 @ Detroit Lions	L	17 48
O 25 San Diego Chargers	W+	20 17
N 1 @ Tampa Bay Bucs	L	10 20
N 8 @ Kansas City Chiefs	W+	16 13
N 15 @ Green Bay Packers	L	17 21
N 22 Detroit Lions	L	7 23
N 26 @ Dallas Cowboys	L	9 10
D 6 Minnesota Vikings	W	10 9
D 13 @ Oakland Raiders	W	23 6
D 20 Denver Broncos	W	35 24
	253	324

1982 (3-6, .333)

Mike Ditka — Coach	Bears	Opp
S 12 @ Detroit Lions	L	10 17
S 19 New Orleans Saints	L	0 10
N 21 Detroit Lions	W	20 17
N 28 @ Minnesota Vikings	L	7 35
D 5 New England Patriots	W	26 13
D 12 @ Seattle Seahawks	L	14 20
D 19 St. Louis Cardinals	L	7 10
D 26 @ Los Angeles Rams	W	34 26
J 2 @ Tampa Bay Bucs	L+	23 26
	141	174

1983 (8-8, .500)

Mike Ditka — Coach	Bears	Opp
S 4 Atlanta Falcons	L	17 20
S 11 Tampa Bay Bucs	W	17 10
S 18 @ New Orleans Saints	L+	31 34
S 25 @ Baltimore Colts	L+	19 22
O 2 Denver Broncos	W	31 14
O 9 Minnesota Vikings	L	14 23
O 16 @ Detroit Lions	L	17 31
O 23 @ Philadelphia Eagles	W	7 6
O 30 Detroit Lions	L	17 38
N 6 @ Los Angeles Rams	L	14 21
N 13 Philadelphia Eagles	W	17 14
N 20 @ Tampa Bay Bucs	W	27 0
N 27 San Francisco 49ers	W	13 3
D 4 @ Green Bay Packers	L	28 31
D 11 @ Minnesota Vikings	W	19 13
D 18 Green Bay Packers	W	23 21
	311	301

1984 (10-6, .625)

Mike Ditka — Coach	Bears	Opp
S 2 Tampa Bay Bucs	W	34 14
S 9 Denver Broncos	W	27 0
S 16 @ Green Bay Packers	W	9 7
S 23 @ Seattle Seahawks	L	9 38
S 30 Dallas Cowboys	L	14 23
O 7 New Orleans Saints	W	20 7
O 14 @ St. Louis Cardinals	L	21 38
O 21 @ Tampa Bay Bucs	W	44 9
O 28 Minnesota Vikings	W	16 7
N 4 Los Angeles Raiders	W	17 6
N 11 @ Los Angeles Rams	L	13 29
N 18 Detroit Lions	W	16 14
N 25 @ Minnesota Vikings	W	34 3
D 3 @ San Diego Chargers	L	7 20
D 9 Green Bay Packers	L	14 20
D 16 @ Detroit Lions	W	30 13
	325	248

PLAYOFFS

D 30 @ Washington Redskins	W	23 19
J 6 @ San Francisco 49ers	L	0 23

1985 (15-1, .938)

Mike Ditka — Coach	Bears	Opp
S 8 Tampa Bay Bucs	W	38 28
S 15 New England Patriots	W	20 7
S 19 @ Minnesota Vikings	W	33 24
S 29 Washington Redskins	W	45 10
O 6 Tampa Bay Bucs	W	27 19
O 13 @ San Francisco 49ers	W	26 10
O 21 Green Bay Packers	W	23 7
O 27 Minnesota Vikings	W	27 9
N 3 @ Green Bay Packers	W	15 10
N 10 Detroit Lions	W	24 3
N 17 @ Dallas Cowboys	W	44 0
N 24 Atlanta Falcons	W	36 0
D 2 @ Miami Dolphins	L	24 38
D 8 Indianapolis Colts	W	17 10
D 14 @ New York Jets	W	19 6
D 22 @ Detroit Lions	W	37 17
	456	198

PLAYOFFS

J 5 New York Giants	W	21 0
J 12 Los Angeles Rams	W	24 0
J 26 New England Patriots (at New Orleans)	W	46 10

1986 (14-2, .875)

Mike Ditka — Coach	Bears	Opp
S 7 Cleveland Browns	W	41 31
S 14 Philadelphia Eagles	W+	13 10
S 22 @ Green Bay Packers	W	25 12
S 28 @ Cincinnati Bengals	W	44 7
O 5 Minnesota Vikings	W	23 0
O 12 Houston Oilers	W	20 7
O 19 @ Minnesota Vikings	L	7 23
O 26 Detroit Lions	W	13 7
N 3 Los Angeles Rams	L	17 20
N 9 @ Tampa Bay Bucs	W	23 3
N 16 @ Atlanta Falcons	W	13 10
N 23 Green Bay Packers	W	12 10
N 30 Pittsburgh Steelers	W+	13 10
D 7 Tampa Bay Bucs	W	48 14
D 15 @ Detroit Lions	W	16 13
D 21 @ Dallas Cowboys	W	24 10
	352	187

PLAYOFFS

J 3 Washington Redskins	L	13 27
-------------------------	---	-------

BEARS ALL-TIME RESULTS

1987 (11-4, .733)

Mike Ditka — Coach	Bears Opp
S 14 New York Giants	W 34 19
S 20 Tampa Bay Bucs	W 20 3
S 27 @ Detroit Lions	Cancelled
O 4 @ Philadelphia Eagles	W 35 3
O 11 Minnesota Vikings	W 27 7
O 18 New Orleans Saints	L 17 19
O 25 @ Tampa Bay Bucs	W 27 26
N 1 Kansas City Chiefs	W 31 28
N 8 @ Green Bay Packers	W 26 24
N 16 @ Denver Broncos	L 29 31
N 22 Detroit Lions	W 30 10
N 29 Green Bay Packers	W 23 10
D 6 @ Minnesota Vikings	W 30 24
D 14 @ San Francisco 49ers	L 0 41
D 20 Seattle Seahawks	L 21 34
D 27 @ Los Angeles Raiders	W 6 3
	356 282

PLAYOFFS

J 10 Washington Redskins	L 17 21
--------------------------	---------

1988 (12-4, .750)

Mike Ditka — Coach	Bears Opp
S 4 Miami Dolphins	W 34 7
S 11 @ Indianapolis Colts	W 17 13
S 18 Minnesota Vikings	L 7 31
S 25 @ Green Bay Packers	W 24 6
O 2 Buffalo Bills	W 24 3
O 9 @ Detroit Lions	W 24 7
O 16 Dallas Cowboys	W 17 7
O 24 San Francisco 49ers	W 10 9
O 30 @ New England Patriots	L 7 30
N 6 Tampa Bay Bucs	W 28 10
N 13 @ Washington Redskins	W 34 14
N 20 @ Tampa Bay Bucs	W 27 15
N 27 Green Bay Packers	W 16 0
D 5 @ Los Angeles Rams	L 3 23
D 11 Detroit Lions	W 13 12
D 19 @ Minnesota Vikings	L 27 28
	312 215

PLAYOFFS

D 31 Philadelphia Eagles	W 20 12
J 8 San Francisco 49ers	L 3 28

1989 (6-10, .375)

Mike Ditka — Coach	Bears Opp
S 10 Cincinnati Bengals	W 17 14
S 17 Minnesota Vikings	W 38 7
S 24 @ Detroit Lions	W 47 27
O 2 Philadelphia Eagles	W 27 13
O 8 @ Tampa Bay Bucs	L 35 42
O 15 Houston Oilers	L 28 33
O 23 @ Cleveland Browns	L 7 27
O 29 Los Angeles Rams	W 20 10
N 5 @ Green Bay Packers	L 13 14
N 12 @ Pittsburgh Steelers	W 20 0
N 19 Tampa Bay Bucs	L 31 32
N 26 @ Washington Redskins	L 14 38
D 3 @ Minnesota Vikings	L 16 27
D 10 Detroit Lions	L 17 27
D 17 Green Bay Packers	L 28 40
D 24 @ San Francisco 49ers	L 0 26
	358 377

* Instant Replay Game

1990 (11-5, .688)

Mike Ditka — Coach	Bears Opp
S 9 Seattle Seahawks	W 17 0
S 16 @ Green Bay Packers	W 31 13
S 23 Minnesota Vikings	W 19 16
S 30 @ Los Angeles Raiders	L 10 24
O 7 Green Bay Packers	W 27 13
O 14 Los Angeles Rams	W 38 9
O 21 Bye Week	
O 28 @ Phoenix Cardinals	W 31 21
N 4 @ Tampa Bay Bucs	W 26 6
N 11 Atlanta Falcons	W 30 24
N 18 @ Denver Broncos	W+ 16 13
N 25 @ Minnesota Vikings	L 13 41
D 2 Detroit Lions	W+ 23 17
D 9 @ Washington Redskins	L 9 10
D 16 @ Detroit Lions	L 21 38
D 23 Tampa Bay Bucs	W 27 14
D 29 Kansas City Chiefs	L 10 21
	348 280

PLAYOFFS

J 6 New Orleans Saints	W 16 6
J 13 @ New York Giants	L 3 31

1991 (11-5, .688)

Mike Ditka — Coach	Bears Opp
S 1 Minnesota Vikings	W 10 6
S 8 @ Tampa Bay Bucs	W 21 20
S 15 New York Giants	W 20 17
S 23 New York Jets	W+ 19 13
S 29 @ Buffalo Bills	L 20 35
O 6 Washington Redskins	L 7 20
O 13 Bye Week	
O 17 @ Green Bay Packers	W 10 0
O 27 @ New Orleans Saints	W 20 17
N 3 Detroit Lions	W 20 10
N 11 @ Minnesota Vikings	W 34 17
N 17 @ Indianapolis Colts	W 31 17
N 24 Miami Dolphins	L+ 13 16
N 28 @ Detroit Lions	L 6 16
D 6 Green Bay Packers	W 27 13
D 15 Tampa Bay Bucs	W 27 0
D 23 @ San Francisco 49ers	L 14 52
	299 269

PLAYOFFS

D 29 Dallas Cowboys	L 13 17
---------------------	---------

1992 (5-11, .313)

Mike Ditka — Coach	Bears Opp
S 6 Detroit Lions	W 27 24
S 13 @ New Orleans Saints	L 6 28
S 21 New York Giants	L 14 27
S 27 Atlanta Falcons	W 41 31
O 4 @ Minnesota Vikings	L 20 21
O 11 Bye Week	
O 18 Tampa Bay Bucs	W 31 14
O 25 @ Green Bay Packers	W 30 10
N 2 Minnesota Vikings	L 10 38
N 8 Cincinnati Bengals	L+ 28 31
N 15 @ Tampa Bay Bucs	L 17 20
N 22 Green Bay Packers	L 3 17
N 29 @ Cleveland Browns	L 14 27
D 7 @ Houston Oilers	L 7 24
D 13 Pittsburgh Steelers	W 30 6
D 20 @ Detroit Lions	L 3 16
D 27 @ Dallas Cowboys	L 14 27
	295 361

1993 (7-9, .438)

Dave Wannstedt — Coach	Bears Opp
S 5 New York Giants	L 20 26
S 12 @ Minnesota Vikings	L 7 10
S 19 Bye Week	
S 26 Tampa Bay Bucs	W 47 17
O 3 Atlanta Falcons	W 6 0
O 10 @ Philadelphia Eagles	W 17 6
O 17 Bye Week	
O 25 Minnesota Vikings	L 12 19
O 31 @ Green Bay Packers	L 3 17
N 7 Los Angeles Raiders	L 14 16
N 14 @ San Diego Chargers	W 16 13
N 21 @ Kansas City Chiefs	W 19 17
N 25 @ Detroit Lions	W 10 6
D 5 Green Bay Packers	W 30 17
D 12 @ Tampa Bay Bucs	L 10 13
D 18 Denver Broncos	L 3 13
D 26 Detroit Lions	L 14 20
J 2 @ Los Angeles Rams	L 6 20
	234 230

1994 (9-7, .563)

Dave Wannstedt — Coach	Bears Opp
S 4 Tampa Bay Bucs	W 21 9
S 12 @ Philadelphia Eagles	L 22 30
S 18 Minnesota Vikings	L 14 42
S 25 @ New York Jets	W 19 7
O 2 Buffalo Bills	W 20 13
O 9 New Orleans Saints	W 17 7
O 16 Bye Week	
O 23 @ Detroit Lions	L 16 21
O 31 Green Bay Packers	L 6 33
N 6 @ Tampa Bay Bucs	W 20 6
N 13 @ Miami Dolphins	W 17 14
N 20 Detroit Lions	W 20 10
N 27 @ Arizona Cardinals	W+ 19 16
D 11 @ Minnesota Vikings	L+ 27 33
D 18 @ Green Bay Packers	L 3 40
D 24 Los Angeles Rams	W 27 13
D 24 New England Patriots	L 3 13
	271 307

PLAYOFFS

J 1 @ Minnesota Vikings	W 35 18
J 7 @ San Francisco 49ers	L 15 44

1995 (9-7, .563)

Dave Wannstedt — Coach	Bears Opp
S 3 Minnesota Vikings	W 31 14
S 11 Green Bay Packers	L 24 27
S 17 @ Tampa Bay Bucs	W 25 6
S 24 @ St. Louis Rams	L 28 34
O 1 Bye Week	
O 8 Carolina Panthers	W 31 27
O 15 @ Jacksonville Jaguars	W 30 27
O 22 Houston Oilers	W 35 32
O 30 @ Minnesota Vikings	W 14 6
N 5 Pittsburgh Steelers	L 34 37
N 12 @ Green Bay Packers	L 28 35
N 19 Detroit Lions	L 17 24
N 26 @ New York Giants	W 27 24
D 4 @ Detroit Lions	L 7 27
D 10 @ Cincinnati Bengals	L 10 16
D 17 Tampa Bay Bucs	W 31 10
D 24 Philadelphia Eagles	W 20 14
	392 360

BEARS ALL-TIME RESULTS

1996 (7-9, .438)

Dave Wannstedt — Coach	Bears	Opp
S 2 @ Dallas Cowboys	W	22 6
S 8 @ Washington Redskins	L	3 10
S 15 Minnesota Vikings	L	14 20
S 22 @ Detroit Lions	L	16 35
S 29 Oakland Raiders	W	19 17
O 6 Green Bay Packers	L	6 37
O 13 @ New Orleans Saints	L	24 27
O 20 Bye Week		
O 28 @ Minnesota Vikings	W	15 13
N 3 Tampa Bay Bucs	W	13 10
N 10 @ Denver Broncos	L	12 17
N 17 @ Kansas City Chiefs	L	10 14
N 24 Detroit Lions	W	31 14
D 1 @ Green Bay Packers	L	17 28
D 8 St. Louis Rams	W	35 9
D 14 San Diego Chargers	W	27 14
D 22 @ Tampa Bay Bucs	L	19 34
		283 305

1997

Dave Wannstedt — Coach	
S 1 @ Green Bay Packers	8:00 P.M.
S 7 Minnesota Vikings	Noon
S 14 Detroit Lions	Noon
S 21 @ New England Patriots	Noon
S 28 @ Dallas Cowboys	3:00 P.M.
O 5 New Orleans Saints	7:00 P.M.
O 12 Green Bay Packers	Noon
O 19 Bye Week	
O 26 @ Miami Dolphins	3:00 P.M.
N 2 Washington Redskins	Noon
N 9 @ Minnesota Vikings	Noon
N 16 New York Jets	3:00 P.M.
N 23 Tampa Bay Buccaneers	Noon
N 27 @ Detroit Lions	11:30 A.M.
D 7 Buffalo Bills	Noon
D 14 @ St. Louis Rams	7:00 P.M.
D 21 @ Tampa Bay Buccaneers	Noon

PLAYOFFS

D 27-28 Wild Card Playoffs
J 3-4 Divisional Playoffs
J 11 Conference Championships
J 25 Super Bowl XXXII, San Diego, California
F 1 Pro Bowl, Honolulu, Hawaii

1998 SCHEDULE

Next year's schedule won't be ready until April. However, opponents and sights are determined based on the final standings of the 1997 season. Next year the NFC Central will play the AFC Central (Baltimore, Cincinnati, Jacksonville, Pittsburgh, and Tennessee).

Each NFC Central squad will also play two teams from the NFC West (Atlanta, Carolina, New Orleans, San Francisco, and St. Louis) and two from the NFC East (Arizona, Dallas, New York Giants, Philadelphia, and Washington).

While there is always the possibility of re-alignment, the following formula would likely remain the same. Based on their division finish in 1997, the NFC Central will play the following opponents:

1		2		3		4		5	
Home	Away	Home	Away	Home	Away	Home	Away	Home	Away
NW1	NW2	NW2	NW4	NW3	NW1	NW4	NW5	NW5	NW3
NE3	NE1	NE1	NE2	NE5	NE3	NE2	NE4	NE4	NE5
AC	AC	AC	AC	AC	AC	AC	AC	AC	AC
AC	AC	AC	AC	AC	AC	AC	AC	AC	AC

EARLY START IN '97...

For the first time in league history, the NFL season will begin in the month of August. The 1997 season's opening weekend features 14 games on Sunday, August 31st. The Bears avoided the first August opener in the 78-year history of the franchise by playing on Monday night, September 1st (at Green Bay). The League has really come a long way: forty years ago, in 1957, the Bears also started their season in Green Bay. . . on September 29th. The first-ever Bears game — though not the latest date ever for a season opener — was a 20-0 shutout of the Moline Tractors on October 3, 1920. The latest date on which the Bears opened the season was October 10, 1921, (a 14-10 win over the Rock Island Independents).

SOLDIER FIELD

The Chicago Bears enter their 27th year at Soldier Field after playing their first 50 seasons in Chicago at Wrigley Field. Soldier Field was opened in 1924 as a 45,000-seat Municipal Grant Park Stadium. The first football game played on its field was November 22, 1924, as a capacity crowd watched Notre Dame edge Northwestern, 13-6.

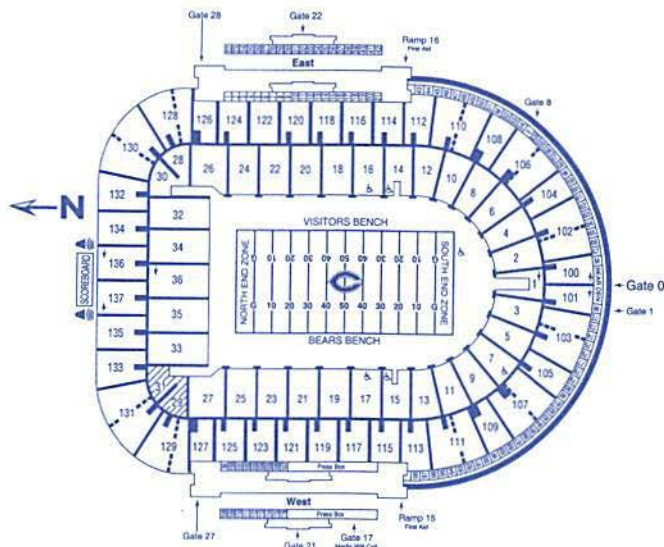
It hosted the first boxing event which drew a gate of over \$2.5 million (Dempsey-Tunney, 1927), the first ski meet held in a stadium, and the all-time largest football crowd (123,000). The largest crowd for any event in Soldier Field was 260,000 on Sept. 8, 1954, for the religious Marian Year Tribute.

The 100,000-seat stadium was dedicated November 27, 1926, with Army battling Navy to a 21-21 tie. The all-time collegiate attendance record of 123,000 plus was established Nov. 26, 1927 as Notre Dame beat Southern Cal 7-6. In the first professional game at the then-mammoth stadium, the Bears defeated the Chicago Cardinals 10-0 on November 11, 1926.

Plans for the stadium started in 1919 as a memorial to the soldiers of WWI. Soldier Field stands on 10,000 pile foundations driving an average depth of 62.5 feet through fill that replaced the lake waters. The stadium is maintained and operated by the Chicago Park District.

Other stadium notes since the Bears moved to Soldier Field:

- 1971** — September 19th, Chicago defeats the Pittsburgh Steelers 17-15 before capacity crowd of 55,701 in the Bears' first game since moving from Wrigley.
- 1979** — The stadium undergoes major reconstruction and renovation prior to the season including new lighting, playing surface, and locker rooms; rebuilding of seating area (new chairbacks, armrests, seats); and improvement of sightlines.
- 1982** — Additional rebuilding of seating areas was completed as well as new concourses with more restrooms and concession areas. A new press box, 60 deluxe skyboxes, and a new scoreboard were also built. Capacity is increased to 66,030.
- 1988** — Surface was changed from artificial turf to natural grass, and 56 skyboxes were added along south rim (increasing the total to 116). Capacity is increased to 66,946.
- 1992** — Four seats are added increasing the capacity to 66,950.
- 1994** — The Park District spends millions to refurbish the stadium for the World Cup soccer tournament. Capacity is reduced by six to the current figure of 66,944.



BEARS VS. THE NFL

STADIUM CODES

A Atlanta Fulton Co. Stadium	3-4	H Astrodome, Houston	1-2	PH Municipal Stadium, Philadelphia	3-0
AK Akron Rubber Bowl		HG Hagermeister Park, Green Bay		PI Forbes Field, Pittsburgh	6-2-1
AN Anaheim Stadium	1-4	I RCA Dome, Indianapolis	2-0	PO Portsmouth, OH	1-2-1
B Memorial Stadium, Baltimore	6-11	IL University of Illinois, Champaign	*	PK Rock Island, IL	
BF Rich Stadium, Buffalo	1-2	JR Pro Player Stadium, Miami	1-0	S Soldier Field, Chicago	129-78-1
BK Baker Bowl, Philadelphia	1-0-1	KJ Jacksonville Municipal Stadium, FL	1-0	SC University of South Carolina	1-2
BO Fenway Park, Boston	3-0-1	KC Arrowhead Stadium, Kansas City	2-2	SD Jack Murphy Stadium, San Diego	1-3
BR Ebbets Field, Brooklyn		KZ Kezar Stadium, San Francisco	8-10	SE Kingdom, Seattle	1-2
C Ericson Stadium, Charlotte, NC	0-0	LA Memorial Coliseum, Los Angeles	14-12-1	SF Candlestick Park, San Francisco	4-7
CI Cinergy Field, Cincinnati	1-1	LM Lambeau Field, Green Bay	13-17	SH Shibe Park, Philadelphia	1-1
CL Cleveland Stadium	6-9	LN Wembley Stadium, London	*	SI Staten Island, NY	1-4
CM Comiskey Park, Chicago	13-10	M Metrodome, Minneapolis	7-8	SL Busch Stadium, St. Louis	1-5
CN Fawcett Stadium, Canton, OH		MI Orange Bowl, Miami	0-3	SP Joe Albi Stadium, Spokane, WA	*
CR Crosley Field, Cincinnati		ML County Stadium, Milwaukee	0-1	SW Ullevi Stadium, Sweden	*
CS Chicago Stadium	1-0	MN Metropolitan Stadium, Minneapolis	8-13	TB Houlihan's Stadium, Tampa	13-7
D Briggs (Tiger) Stadium, Detroit	21-18	MP Mills Park, Chicago	0-0-1	TL Tulane Stadium, New Orleans	2-0
DA Cotton Bowl, Dallas	1-0	ND Notre Dame, IN	*	TM Sun Devil Stadium, Tempe, AZ	2-0
DB Croke Park, Dublin, Ireland	*	NE Foxboro Stadium, MA	0-1	TR Three Rivers Stadium, Pittsburgh	1-2
DC RFK Stadium, Washington, DC	3-5	NJ Meadowlands, East Rutherford, NJ	4-1	TX Texas Stadium, Irving, TX	2-5
DN Mile High Stadium, Denver	2-4	NO Superdome, New Orleans	3-4	TW Trans World Dome, St. Louis, MO	0-0
DS Dwyane Stadium, Northwestern Univ.	1-0	NP Normal Park, Chicago	2-1	UD University of Detroit Stadium	1-1
FB Forbes Field, Pittsburgh	1-0	NY Yankee Stadium, New York	2-2-1	V Veterans Stadium, Philadelphia	4-3
FR Franklin Field, Univ. of Penn	1-1	O Oakland-Alameda Co. Coliseum	1-1	W Wrigley Field, Chicago	221-89-22
G Olympic Stadium, Berlin, Germany	*	P Pontiac Silverdome, Detroit	9-12	WA Griffith Stadium, Washington, DC	5-4
GB City Stadium, Green Bay	21-16-4	PG Polo Grounds, New York	11-7-1	* pre-season games only	
FR First Round Playoffs		CC Conference Championship		mst Monday Night Football	
SR Second Round Playoffs		NFL NFL Title Game		thu Thursday Night	
WC Wild Card Game		SB Super Bowl		thank Thanksgiving Day	
WCR Wild Card Round				sat Saturday	
DP Divisional Playoff		+ Overtime		sn Sunday Night	

ARIZONA CARDINALS

W-54

L-25

T-6

For several years the Bears and Cardinals shared Wrigley Field and Comiskey Park.
 "H" designates the Bears as the home team; "V" designates the Bears as visitors.

1920 — Cardinals, 7-6 (H,NP)	1935 — Tie, 7-7 (H,W)	1949 — Bears, 17-7 (V,CM)
Staleys, 10-0 (V,W)	Bears, 13-0 (V,W)	Bears, 52-2 (H,W)
1921 — Tie, 0-0 (V,W)	1936 — Bears, 7-3 (H,W)	1950 — Bears, 27-6 (H,W)
1922 — Cardinals, 6-0 (V,CM) thank	Cardinals, 14-7 (V,W)	Cardinals, 20-10 (V,CM)
Cardinals, 9-0 (H,CM)	1937 — Bears, 16-7 (H,W)	1951 — Cardinals, 28-14 (V,CM)
1923 — Bears, 3-0 (H,W) thank	Bears, 42-28 (V,W)	Cardinals, 24-14 (H,W)
1924 — Bears, 6-0 (H,W)	1938 — Bears, 16-13 (V,S)	1952 — Cardinals, 21-10 (V,CM)
Bears, 21-0 (V,CM) thank	Bears, 34-28 (H,W)	Bears, 10-7 (H,W)
1925 — Cardinals, 9-0 (V,CM)	1939 — Bears, 44-7 (H,W)	1953 — Cardinals, 24-17 (H,W)
Tie, 0-0 (H,W) thank	Bears, 48-7 (V,CM)	1954 — Bears, 29-7 (V,CM)
1926 — Bears, 16-0 (V,W)	1940 — Cardinals, 21-7 (V,CM)	1955 — Cardinals, 53-14 (V,CM)
Bears, 10-0 (H,S)	Bears, 31-23 (H,W)	1956 — Bears, 10-3 (H,W)
Tie, 0-0 (H,W) thank	1941 — Bears, 53-7 (H,W)	1957 — Bears, 14-6 (V,CM)
1927 — Bears, 9-0 (V,NP)	Bears, 34-24 (V,CM)	1958 — Bears, 30-14 (H,W)
Cardinals, 3-0 (H,W) thank	1942 — Bears, 41-14 (H,W)	1959 — Bears, 31-7 (V,S)
1928 — Bears, 15-0 (V,NP)	Bears, 21-7 (V,CM)	1965 — Bears, 34-13 (W)
Bears, 34-0 (H,W) thank	1943 — Bears, 20-0 (H,W)	1966 — Cardinals, 24-17 (SL)
1929 — Tie, 0-0 (H,W)	Bears, 35-24 (V,CM)	1967 — Bears, 30-3 (W)
Cardinals, 40-6 (V,CM) thank	1944 — Bears, 34-7 (H,W)	1969 — Cardinals, 20-17 (SL)
1930 — Bears, 32-6 (V,CM)	Bears, 49-7 (V,FB)	1972 — Bears, 27-10 (SL)
Bears, 6-0 (H,W) thank	1945 — Cardinals, 16-7 (H,W)	1975 — Cardinals, 34-20 (S)
1931 — Bears, 26-13 (H,W)	Bears, 28-20 (V,CM)	1977 — Cardinals, 16-13 (SL)
Bears, 18-7 (V,W) thank	1946 — Bears, 34-17 (V,CM)	1978 — Bears, 17-10 (S)
1932 — Tie, 0-0 (H,W)	Cardinals, 35-28 (H,W)	1979 — Bears, 42-6 (S)
Bears, 34-0 (V,W) thank	1947 — Cardinals, 31-7 (V,CM)	1982 — Cardinals, 10-7 (S)
1933 — Bears, 12-9 (V,W)	Cardinals, 30-21 (H,W)	1984 — Cardinals, 38-21 (SL)
Bears, 22-6 (H,W) thank	1948 — Bears, 28-17 (V,CM)	1990 — Bears, 31-21 (TM)
1934 — Bears, 20-0 (H,W)	Cardinals, 24-21 (H,W)	1994 — Bears, 19-16 (TM) +
Bears, 17-6 (H,W)		

BEARS VS. THE NFL

ATLANTA FALCONS

1966 — Bears, 23-5 (W)
 1967 — Bears, 23-14 (A)
 1968 — Falcons, 16-13 (W)
 1969 — Falcons, 48-31 (A)
 1970 — Bears, 23-14 (A)
 1972 — Falcons, 37-21 (S)
 1973 — Falcons, 46-6 (A)

W-9

L-9

1974 — Falcons, 13-10 (A)
 1976 — Falcons, 10-0 (S)
 1977 — Falcons, 16-10 (S)
 1978 — Bears, 13-7 (S)
 1980 — Falcons, 28-17 (A)
 1983 — Falcons, 20-17 (S)
 1985 — Bears, 36-0 (S)

1986 — Bears, 13-10 (A)
 1990 — Bears, 30-24 (S)
 1992 — Bears, 41-31 (S)
 1993 — Bears, 6-0 (S)

BALTIMORE RAVENS

W-0

L-0

BUFFALO BILLS

1970 — Bears, 31-13 (W)
 1974 — Bills, 16-6 (BF)
 1979 — Bears, 7-0 (BF)

W-4

L-2

1988 — Bears, 24-3 (S)
 1991 — Bills, 35-20 (BF)
 1994 — Bears, 20-13 (S)

1997 —

CAROLINA PANTHERS

1995 — Bears, 31-27 (S)

W-1

L-0

CINCINNATI BENGALS

1972 — Bengals, 13-3 (S)
 1980 — Bengals, 17-14 (S) +

W-2

L-4

1986 — Bears, 44-7 (CI)
 1989 — Bears, 17-14 (S)

1992 — Bengals, 31-28 (S) + sn
 1995 — Bengals, 16-10 (CI)

CLEVELAND BROWNS

1951 — Browns, 42-21 (CL)
 1954 — Browns, 39-10 (W)
 1960 — Browns, 42-0 (CL)
 1961 — Bears, 17-14 (W)

W-3

L-8

1967 — Browns, 24-0 (CL)
 1969 — Browns, 28-24 (W)
 1972 — Bears, 17-0 (CL)
 1980 — Browns, 27-21 (CL) mnf

1986 — Bears, 41-31 (S)
 1989 — Browns, 27-7 (CL) mnf
 1992 — Browns, 27-14 (CL)

DALLAS COWBOYS

1960 — Bears, 17-7 (W)
 1962 — Bears, 34-33 (DA)
 1964 — Cowboys, 24-10 (W)
 1968 — Cowboys, 34-3 (W)
 1971 — Bears, 23-19 (S)
 1973 — Cowboys, 20-17 (S)

W-7

L-10

1976 — Cowboys, 31-21 (TX)
 1977 — Cowboys, 37-7 (TX) WC
 1979 — Cowboys, 24-20 (TX)
 1981 — Cowboys, 10-9 (TX) thank
 1984 — Cowboys, 23-14 (S)
 1985 — Bears, 44-0 (TX)

1986 — Bears, 24-10 (TX)
 1988 — Bears, 17-7 (S)
 1991 — Cowboys, 17-13 (S) FR
 1992 — Cowboys, 27-14 (TX)
 1996 — Bears, 22-6 (S) mnf
 1997 —

DENVER BRONCOS

1971 — Broncos, 6-3 (DN)
 1973 — Bears, 33-14 (DN)
 1976 — Broncos, 28-14 (S)
 1978 — Broncos, 16-7 (DN) mnf

W-5

L-6

1981 — Bears, 35-24 (S)
 1983 — Bears, 31-14 (S)
 1984 — Bears, 27-0 (S)
 1987 — Broncos, 31-29 (DN) mnf

1990 — Bears, 16-13 (DN) +
 1993 — Broncos, 13-3 (S) sat
 1996 — Broncos, 17-12 (DN)

Win-loss record includes playoff games.

BEARS VS. THE NFL

DETROIT LIONS

1930 — Spartans, 7-6 (PO)
Bears, 14-6 (W)
1931 — Bears, 9-6 (W)
Spartans, 3-0 (PO)
1932 — Tie, 13-13 (W)
Tie, 7-7 (PO)
Bears, 9-0 (CS)
1933 — Bears, 17-14 (W)
Bears, 17-7 (PO)
1934 — Bears, 19-16 (UD)
Bears, 10-7 (W) thank
1935 — Tie, 20-20 (W)
Lions, 14-2 (D) thank
1936 — Bears, 12-10 (W)
Lions, 13-7 (D) thank
1937 — Bears, 28-20 (W)
Bears, 13-0 (D) thank
1938 — Lions, 13-7 (W)
Lions, 14-7 (D) thank
1939 — Lions, 10-0 (W)
Bears, 23-13 (D)
1940 — Bears, 7-0 (W)
Lions, 17-14 (UD)
1941 — Bears, 49-0 (W)
Bears, 24-7 (D)
1942 — Bears, 16-0 (W)
Bears, 42-0 (D)
1943 — Bears, 27-21 (D)
Bears, 35-14 (W)
1944 — Tie, 21-21 (W)
Lions, 41-21 (D)
1945 — Lions, 16-10 (D)
Lions, 35-28 (W)
1946 — Bears, 42-6 (W)
Bears, 45-24 (D)
1947 — Bears, 33-24 (W)
Bears, 34-14 (D) thank
1948 — Bears, 28-0 (W)
Bears, 42-14 (D)
1949 — Bears, 27-24 (W)
Bears, 28-7 (D) thank
1950 — Bears, 35-21 (D)
Bears, 6-3 (W)
1951 — Bears, 28-23 (D)
Lions, 41-28 (W)
1952 — Bears, 24-23 (W)
Lions, 45-21 (D)

W-76

1953 — Lions, 20-16 (W)
Lions, 13-7 (D)
1954 — Lions, 48-23 (D)
Bears, 28-24 (W)
1955 — Bears, 24-14 (D)
Bears, 21-20 (W)
1956 — Lions, 42-10 (D)
Bears, 38-21 (W)
1957 — Bears, 27-7 (D)
Lions, 21-13 (W)
1958 — Bears, 20-7 (D)
Bears, 21-16 (W)
1959 — Bears, 24-14 (D)
Bears, 25-14 (W)
1960 — Bears, 28-7 (W)
Lions, 36-0 (D)
1961 — Bears, 31-17 (D)
Lions, 16-15 (W)
1962 — Lions, 11-3 (D)
Bears, 3-0 (W)
1963 — Bears, 37-21 (D)
Bears, 24-14 (W)
1964 — Lions, 10-0 (W)
Bears, 27-24 (D) thank
1965 — Bears, 38-10 (W)
Bears, 17-10 (D)
1966 — Lions, 14-3 (D)
Tie, 10-10 (W)
1967 — Bears, 14-3 (W)
Bears, 27-13 (D)
1968 — Lions, 42-0 (D)
Lions, 28-10 (W)
1969 — Lions, 13-7 (D)
Lions, 20-3 (W)
1970 — Lions, 28-14 (D) mnf
Lions, 16-10 (W)
1971 — Bears, 28-23 (D)
Lions, 28-3 (S)
1972 — Lions, 14-0 (D)
Lions, 38-24 (S)
1973 — Lions, 30-7 (S)
Lions, 40-7 (D)
1974 — Bears, 17-9 (S)
Lions, 34-17 (D)
1975 — Lions, 27-7 (P)
Bears, 25-21 (S)

L-53

T-5

1976 — Bears, 10-3 (S)
Lions, 14-10 (P)
1977 — Bears, 30-20 (S)
Bears, 31-14 (P) thank
1978 — Bears, 19-0 (P)
Lions, 21-17 (S)
1979 — Bears, 35-7 (S)
Lions, 20-0 (P) thank
1980 — Bears, 24-7 (S)
Bears, 23-17 (P) + thank
1981 — Lions, 48-17 (P) mnf
Lions, 23-7 (S)
1982 — Lions, 17-10 (P)
Bears, 20-17 (S)
1983 — Lions, 31-17 (P)
Lions, 38-17 (S)
1984 — Bears, 16-14 (S)
Bears, 30-13 (P)
1985 — Bears, 24-3 (S)
Bears, 37-17 (P)
1986 — Bears, 13-7 (S)
Bears, 16-13 (P) mnf
1987 — Bears, 30-10 (S)
(2nd game cancelled)
1988 — Bears, 24-7 (P)
Bears, 13-12 (S)
1989 — Bears, 47-27 (P)
Lions, 27-17 (S)
1990 — Bears, 23-17 (S) +
Lions, 38-21 (P)
1991 — Bears, 20-10 (S)
Lions, 16-6 (P) thank
1992 — Bears, 27-24 (S)
Lions, 16-3 (P)
1993 — Bears, 10-6 (P) thank
Lions, 20-14 (S)
1994 — Lions, 21-16 (P)
Bears, 20-10 (S)
1995 — Lions, 24-17 (S)
Lions, 27-7 (P) mnf
1996 — Lions, 35-16 (P)
Bears, 31-14 (S)
1997 —

DID YOU KNOW?

The Bears have played 1,062 games in their storied 77 seasons but have *never* finished a game with a final score of "eight." Chicago's opponents have only once totalled eight points in a contest: on November 6, 1932, the Giants scored a touchdown, missed the extra point, and recorded a fourth quarter safety in losing to the Bears, 28-8.

BEARS VS. THE NFL

GREEN BAY PACKERS

1921 — Staleys, 20-0 (W)
 1923 — Bears, 3-0 (GB)
 1924 — Bears, 3-0 (W)
 1925 — Packers, 14-10 (GB)
 Bears, 21-0 (W)
 1926 — Tie, 6-6 (GB)
 Bears, 19-13 (W)
 Tie, 3-3 (W)
 1927 — Bears, 7-6 (GB)
 Bears, 14-6 (W)
 1928 — Tie, 12-12 (GB)
 Packers, 16-6 (W)
 Packers, 6-0 (W)
 1929 — Packers, 23-0 (GB)
 Packers, 14-0 (W)
 Packers, 25-0 (W)
 1930 — Packers, 7-0 (GB)
 Packers, 13-12 (W)
 Bears, 21-0 (W)
 1931 — Packers, 7-0 (GB)
 Packers, 6-2 (W)
 Bears, 7-6 (W)
 1932 — Tie, 0-0 (GB)
 Packers, 2-0 (W)
 Bears, 9-0 (W)
 1933 — Bears, 14-7 (GB)
 Bears, 10-7 (W)
 Bears, 7-6 (W)
 1934 — Bears, 24-10 (GB)
 Bears, 27-14 (W)
 1935 — Packers, 7-0 (GB)
 Packers, 17-14 (W)
 1936 — Bears, 30-3 (GB)
 Packers, 21-10 (W)
 1937 — Bears, 14-2 (GB)
 Packers, 24-14 (W)
 1938 — Bears, 2-0 (GB)
 Packers, 24-17 (W)
 1939 — Packers, 21-16 (GB)
 Bears, 30-27 (W)
 1940 — Bears, 41-10 (GB)
 Bears, 14-7 (W)
 1941 — Bears, 25-17 (GB)
 Packers, 16-14 (W)
 Bears, 33-14 (W) CC
 1942 — Bears, 44-28 (GB)
 Bears, 38-7 (W)
 1943 — Tie, 21-21 (GB)
 Bears, 21-7 (W)
 1944 — Packers, 42-28 (GB)
 Bears, 21-0 (W)
 1945 — Packers, 31-21 (GB)
 Bears, 28-24 (W)

W-82

1946 — Bears, 30-7 (GB)
 Bears, 10-7 (W)
 1947 — Packers, 29-20 (GB)
 Bears, 20-17 (W)
 1948 — Bears, 45-7 (GB)
 Bears, 7-6 (W)
 1949 — Bears, 17-0 (GB)
 Bears, 24-3 (W)
 1950 — Packers, 31-21 (GB)
 Bears, 28-14 (W)
 1951 — Bears, 31-20 (GB)
 Bears, 24-13 (W)
 1952 — Bears, 24-14 (GB)
 Packers, 41-26 (W)
 1953 — Bears, 17-13 (GB)
 Tie, 21-21 (W)
 1954 — Bears, 10-3 (GB)
 Bears, 28-23 (W)
 1955 — Packers, 24-3 (GB)
 Bears, 52-31 (W)
 1956 — Bears, 37-21 (GB)
 Bears, 38-14 (W)
 1957 — Packers, 21-17 (GB)
 Bears, 21-14 (W)
 1958 — Bears, 34-20 (GB)
 Bears, 24-10 (W)
 1959 — Packers, 9-6 (GB)
 Bears, 28-17 (W)
 1960 — Bears, 17-14 (GB)
 Packers, 41-13 (W)
 1961 — Packers, 24-0 (GB)
 Packers, 31-28 (W)
 1962 — Packers, 49-0 (GB)
 Packers, 38-7 (W)
 1963 — Bears, 10-3 (GB)
 Bears, 26-7 (W)
 1964 — Packers, 23-12 (GB)
 Packers, 17-3 (W)
 1965 — Packers, 23-14 (LM)
 Bears, 31-10 (W)
 1966 — Packers, 17-0 (W)
 Packers, 13-6 (LM)
 1967 — Packers, 13-10 (LM)
 Packers, 17-13 (W)
 1968 — Bears, 13-10 (LM)
 Packers, 28-27 (W)
 1969 — Packers, 17-0 (LM)
 Packers, 21-3 (W)
 1970 — Packers, 20-19 (LM)
 Bears, 35-17 (W)
 1971 — Packers, 17-14 (S)
 Packers, 31-16 (LM)

L-65

T-6

1972 — Packers, 20-17 (LM)
 Packers, 23-17 (S)
 1973 — Bears, 31-17 (LM)
 Packers, 21-0 (S)
 1974 — Bears, 10-9 (S) mnf
 Packers, 20-3 (ML)
 1975 — Bears, 27-14 (S)
 Packers, 28-7 (LM)
 1976 — Bears, 24-13 (S)
 Bears, 16-10 (LM)
 1977 — Bears, 26-0 (LM)
 Bears, 21-10 (S)
 1978 — Packers, 24-14 (LM)
 Bears, 14-0 (S)
 1979 — Bears, 6-3 (S)
 Bears, 15-14 (LM)
 1980 — Packers, 12-6 (LM) +
 Bears, 61-7 (S)
 1981 — Packers, 16-9 (S)
 Packers, 21-17 (LM)
 1982 — *(both games cancelled
 by players' strike)*
 1983 — Packers, 31-28 (LM)
 Bears, 23-21 (S)
 1984 — Bears, 9-7 (LM)
 Packers, 20-14 (S)
 1985 — Bears, 23-7 (S) mnf
 Bears, 16-10 (LM)
 1986 — Bears, 25-12 (LM) mnf
 Bears, 12-10 (S)
 1987 — Bears, 26-24 (LM)
 Bears, 23-10 (S)
 1988 — Bears, 24-6 (LM)
 Bears, 16-0 (S)
 1989 — Packers, 14-13 (LM)
 Packers, 40-28 (S)
 1990 — Bears, 31-13 (LM)
 Bears, 27-13 (S)
 1991 — Bears, 10-0 (LM) thu
 Bears, 27-13 (S)
 1992 — Bears, 30-10 (LM)
 Packers, 17-3 (S)
 1993 — Packers, 17-3 (LM)
 Bears, 30-17 (S)
 1994 — Packers, 33-6 (S) mnf
 Packers, 40-3 (LM)
 1995 — Packers, 27-24 (S) mnf
 Packers, 35-28 (LM)
 1996 — Packers, 37-6 (S)
 Packers, 28-17 (LM)
 1997 —

DID YOU KNOW?

Only one running back has ever gained 1,000 career yards against the Bears: Barry Sanders of the Detroit Lions. Sanders has 1,376 yards in 15 games against Chicago.

BEARS VS. THE NFL

HOUSTON OILERS (See *Tennessee Oilers*)

INDIANAPOLIS COLTS

1953 — Colts, 13-9 (B)
Colts, 16-14 (W)
1954 — Bears, 28-9 (W)
Bears, 28-13 (B)
1955 — Colts, 23-17 (B)
Bears, 38-10 (W)
1956 — Colts, 28-21 (B)
Bears, 58-27 (W)
1957 — Colts, 21-10 (B)
Colts, 29-14 (W)
1958 — Colts, 51-38 (B)
Colts, 17-0 (W)
1959 — Bears, 26-21 (B)
Colts, 21-7 (W)

W-16 L-21

1960 — Colts, 42-7 (B)
Colts, 24-40 (W)
1961 — Bears, 24-10 (W)
Bears, 21-20 (B)
1962 — Bears, 35-15 (W)
Bears, 57-0 (B)
1963 — Bears, 10-3 (W)
Bears, 17-7 (B)
1964 — Colts, 52-0 (B)
Colts, 40-24 (W)
1965 — Colts, 26-21 (W)
Bears, 13-0 (B)
1966 — Bears, 27-17 (W)
Colts, 21-16 (B)

1967 — Colts, 24-3 (W)
1968 — Colts, 28-7 (B)
1969 — Colts, 24-21 (W)
1970 — Colts, 21-20 (B)
1975 — Colts, 35-7 (S)
1983 — Colts, 22-19 (B) +
1985 — Bears, 17-10 (S)
1988 — Bears, 17-13 (I)
1991 — Bears, 31-17 (I)

JACKSONVILLE JAGUARS

1995 — Bears, 30-27 (JX)

W-1 L-0

KANSAS CITY CHIEFS

1973 — Chiefs, 19-7 (KC) mnt
1977 — Bears, 28-27 (S)
1981 — Bears, 16-13 (KC) +

W-4 L-3

1987 — Bears, 31-28 (S)
1990 — Chiefs, 21-10 (S) sat

1993 — Bears, 19-17 (KC)
1996 — Chiefs, 14-10 (KC)

MIAMI DOLPHINS

1971 — Dolphins, 34-3 (MI) mnt
1975 — Dolphins, 46-13 (S)
1979 — Dolphins, 31-16 (MI)

W-2 L-5

1985 — Dolphins, 38-24 (MI) mnt
1988 — Bears, 34-7 (S)
1991 — Dolphins, 16-13 (S) +

1994 — Bears, 17-14 (JR)
1997 —

MINNESOTA VIKINGS

1961 — Vikings, 37-13 (MN)
Bears, 52-35 (W)
1962 — Bears, 13-0 (MN)
Bears, 31-30 (W)
1963 — Bears, 28-7 (MN)
Tie 17-17 (W)
1964 — Bears, 34-28 (MN)
Vikings, 41-14 (W)
1965 — Bears, 45-37 (MN)
Vikings, 24-17 (W)
1966 — Bears, 13-10 (MN)
Bears, 41-28 (W)
1967 — Bears, 17-7 (MN)
Tie, 10-10 (W)
1968 — Bears, 27-17 (MN)
Bears, 26-24 (W)
1969 — Vikings, 31-0 (W)
Vikings, 31-14 (MN)
1970 — Vikings, 24-0 (W)
Vikings, 16-13 (MN)
1971 — Bears, 20-17 (MN)
Vikings, 27-10 (S)
1972 — Bears, 13-10 (S) mnt
Vikings, 23-10 (MN)
1973 — Vikings, 22-13 (S)
Vikings, 31-13 (MN)

W-33 L-37

1974 — Vikings, 11-7 (MN)
Vikings, 17-0 (S)
1975 — Vikings, 28-3 (MN)
Vikings, 13-9 (S) mnt
1976 — Vikings, 20-19 (MN)
Bears, 14-13 (S)
1977 — Vikings, 22-16 (MN) +
Bears, 10-7 (S)
1978 — Vikings, 24-20 (S) mnt
Vikings, 17-14 (MN)
1979 — Bears, 26-7 (S)
Vikings, 30-27 (MN)
1980 — Vikings, 34-14 (S)
Vikings, 13-7 (MN)
1981 — Vikings, 24-21 (MN)
Bears, 10-9 (S)
1982 — Vikings, 35-7 (M)
1983 — Vikings, 23-14 (S)
Bears, 19-13 (M)
1984 — Bears, 16-7 (S)
Bears, 34-3 (M)
1985 — Bears, 33-24 (M) thu
Bears, 27-9 (S)
1986 — Bears, 23-0 (S)
Vikings, 23-7 (M)

T-2

1987 — Bears, 27-7, (S)
Bears, 30-24 (M) sn
1988 — Vikings, 31-7 (S)
Vikings, 28-27 (M) mnt
1989 — Bears, 38-7 (S)
Vikings, 27-16 (M) sn
1990 — Bears, 19-16 (S)
Vikings, 41-13 (M)
1991 — Bears, 10-6 (S)
Bears, 34-17 (M) mnt
1992 — Vikings, 21-20 (M)
Vikings, 38-10 (S) mnt
1993 — Vikings, 10-7 (M)
Vikings, 19-12 (S) mnt
1994 — Vikings, 42-14 (S)
Vikings, 33-27 (M)+thu
Bears, 35-18 (M) FR
1995 — Bears, 31-14 (S)
Bears, 14-6 (M) mnt
1996 — Vikings, 20-14 (S)
Bears, 15-13 (M) mnt

BEARS VS. THE NFL

NEW ENGLAND PATRIOTS

1973 — Patriots, 13-10 (S)
1979 — Patriots, 27-7 (S)
1982 — Bears, 26-13 (S)

W-3

1985 — Bears, 20-7 (S)
Bears, 46-10 (NO) SB
1988 — Patriots, 30-7 (NE)

L-4

1994 — Patriots, 13-3 (S) sat
1997 —

NEW ORLEANS SAINTS

1968 — Bears, 23-17 (TL)
1970 — Bears, 24-3 (TL)
1971 — Bears, 35-14 (S)
1973 — Saints, 21-16 (NO)
1974 — Bears, 24-10 (S)
1975 — Bears, 42-17 (NO)

W-10

1977 — Saints, 42-24 (S)
1980 — Bears, 22-3 (S)
1982 — Saints, 10-0 (S)
1983 — Saints, 34-31 (NO) +
1984 — Bears, 20-7 (S)
1987 — Saints, 19-17 (S)

L-7

1990 — Bears, 16-6 (S) FR
1991 — Bears, 17-13 (NO)
1992 — Saints, 28-6 (NO)
1994 — Bears, 17-7 (S)
1996 — Saints, 27-24 (NO)
1997 —

NEW YORK GIANTS

1925 — Bears, 19-7 (PG)
Giants, 9-0 (W)
1926 — Bears, 7-0 (W)
1927 — Giants, 13-7 (PG)
1928 — Bears, 13-0 (W)
1929 — Giants, 26-14 (PG)
Giants, 34-0 (PG)
Giants, 14-9 (W)
1930 — Giants, 12-0 (W)
Bears, 12-0 (PG)
1931 — Bears, 6-0 (W)
Bears, 12-6 (PG)
Giants, 25-6 (W)
1932 — Bears, 28-8 (PG)
Bears, 6-0 (W)
1933 — Bears, 14-10 (W)
Giants, 3-0 (PG)
Bears, 23-21 (W) NFL

W-30

1934 — Bears, 27-7 (W)
Bears, 10-9 (PG)
Giants, 30-13 (PG) NFL
1935 — Bears, 20-3 (PG)
Giants, 3-0 (W)
1936 — Bears, 25-7 (PG)
1937 — Tie, 3-3 (PG)
1939 — Giants, 16-13 (PG)
1940 — Bears, 37-21 (PG)
1941 — Bears, 37-9 (W) NFL
1942 — Bears, 26-7 (PG)
1943 — Bears, 56-7 (PG)
1946 — Giants, 14-0 (PG)
Bears, 24-14 (PG) NFL
1948 — Bears, 35-14 (W)
1949 — Giants, 35-28 (PG)
1956 — Tie, 17-17 (NY)
Giants, 47-7 (NY) NFL

L-19

T-2

1962 — Giants, 26-24 (W)
1963 — Bears, 14-10 (W) NFL
1965 — Bears, 35-14 (NY)
1967 — Bears, 34-7 (W)
1969 — Giants, 28-24 (NY)
1970 — Bears, 24-16 (NY)
1974 — Bears, 16-13 (S)
1977 — Bears, 12-9 (NJ) +
1985 — Bears, 21-0 (S) DP
1987 — Bears, 34-19 (S) mnt
1990 — Giants, 31-3 (NJ) SR
1991 — Bears, 20-17 (S)
1992 — Giants, 27-14 (S) mnt
1993 — Giants, 26-20 (S)
1995 — Bears, 27-24 (NJ)

NEW YORK JETS

1974 — Jets, 23-21 (S)
1979 — Bears, 23-13 (S)

W-4

1985 — Bears, 19-6 (NJ) sat
1991 — Bears, 19-13 (S) + mnt

L-1

1994 — Bears, 19-7 (NJ) sn
1997 —

OAKLAND RAIDERS

1972 — Raiders, 28-21 (O)
1976 — Raiders, 28-27 (S)
1978 — Raiders, 25-19 (S) +

W-4

1981 — Bears, 23-6 (O)
1984 — Bears, 17-6 (S)
1987 — Bears, 6-3 (LA)

L-5

1990 — Raiders, 24-10 (LA)
1993 — Raiders, 16-14 (S)
1996 — Bears, 19-17 (S)

FRANCHISE MOVES

Arizona Cardinals played in Chicago 1920-59; played in St. Louis 1960-87; known as Phoenix 1988-93
Cleveland Browns suspended operations in 1996-97; will resume play in 1999
Detroit Lions known as Portsmouth Spartans prior to 1934
Tennessee Oilers played in Houston since 1960, but team is moving to Nashville, TN
Indianapolis Colts played in Baltimore prior to 1984
New England Patriots played in Boston prior to 1971
Philadelphia Eagles played as a merged team with Pittsburgh in 1943 (one season only)
Pittsburgh Steelers known as Pirates prior to 1941; merged with Philly for 1943 season
Oakland Raiders played in Los Angeles 1982-94
St. Louis Rams played in Cleveland 1937-45; in Los Angeles 1946-95
Washington Redskins known as Braves prior to 1933; played in Boston to 1936

BEARS VS. THE NFL

PHILADELPHIA EAGLES

1933 — Tie, 3-3 (BK)
 1935 — Bears, 39-0 (BK)
 1936 — Bears, 17-0 (PH)
 Bears, 28-7 (PH)
 1938 — Bears, 28-6 (PH)
 1939 — Bears, 27-14 (W)
 1941 — Bears, 49-14 (SH)
 1942 — Bears, 45-14 (W)
 1943 — Bears, 48-21 (W)
 1944 — Bears, 28-7 (FB)
 1946 — Bears, 21-14 (W)

W-26

1947 — Bears, 40-7 (W)
 1948 — Eagles, 12-7 (SH)
 1949 — Bears, 38-21 (W)
 1955 — Bears, 17-10 (W)
 1961 — Eagles, 18-14 (FR)
 1963 — Bears, 16-7 (W)
 1968 — Bears, 29-16 (FR)
 1970 — Bears, 20-16 (DS)
 1972 — Bears, 21-12 (V)
 1975 — Bears, 15-13 (S)
 1979 — Eagles, 27-17 (V) WC

L-5

T-1

1980 — Eagles, 17-14 (V)
 1983 — Bears, 7-6 (V)
 Bears, 17-14 (S)
 1986 — Bears, 13-10 (S) +
 1987 — Bears, 35-3, (V)
 1988 — Bears, 20-12 (S) DP
 1989 — Bears, 27-13 (S) mnf
 1993 — Bears, 17-6 (V)
 1994 — Eagles, 30-22 (V) mnf
 1995 — Bears, 20-14 (S)

PITTSBURGH STEELERS

1934 — Bears, 28-0 (PI)
 1935 — Bears, 23-7 (PI)
 1936 — Bears, 27-9 (PI)
 Bears, 26-6 (W)
 1937 — Bears, 7-0 (PI)
 1939 — Bears, 32-0 (PI)
 1941 — Bears, 34-7 (W)
 1943 — Bears, 48-21 (W)
 1944 — Bears, 34-7 (W)
 Bears, 49-7 (CM)

W-19

1945 — Bears, 28-7 (PI)
 1947 — Bears, 49-7 (W)
 1949 — Bears, 30-21 (W)
 1958 — Steelers, 24-10 (PI)
 1959 — Bears, 27-21 (W)
 1963 — Tie, 17-17 (PI)
 1967 — Steelers, 41-13 (PI)
 1969 — Bears, 38-7 (W)
 1971 — Bears, 17-15 (S)
 1975 — Steelers, 34-3 (TR)

L-5

T-1

1980 — Steelers, 38-3 (TR)
 1986 — Bears, 13-10 (S) +
 1989 — Bears, 20-0 (TR)
 1992 — Bears, 30-6 (S)
 1995 — Steelers, 27-24 (S) +

SAN DIEGO CHARGERS

1970 — Chargers, 20-7 (W)
 1974 — Chargers, 28-21 (SD)
 1978 — Chargers, 40-7 (SD) mnf

W-3

1981 — Bears, 20-17 (S) +
 1984 — Chargers, 20-7 (SD) mnf

L-4

1993 — Bears, 16-13 (SD) an
 1996 — Bears, 27-14 (S) sat

SAN FRANCISCO 49ERS

1950 — Bears, 32-20 (KZ)
 Bears, 17-0 (W)
 1951 — Bears, 13-7 (W)
 1952 — 49ers, 40-16 (W)
 Bears, 20-17 (KZ)
 1953 — 49ers, 35-28 (W)
 49ers, 24-14 (KZ)
 1954 — 49ers, 31-24 (W)
 Bears, 31-27 (KZ)
 1955 — 49ers, 20-19 (W)
 Bears, 34-23 (KZ)
 1956 — Bears, 31-7 (W)
 Bears, 38-21 (KZ)
 1957 — 49ers, 21-17 (W)
 49ers, 21-17 (KZ)
 1958 — Bears, 28-6 (W)
 Bears, 27-14 (KZ)
 1959 — 49ers, 20-17 (KZ)
 Bears, 14-3 (W)

W-25

1960 — Bears, 27-10 (W)
 49ers, 25-7 (KZ)
 1961 — Bears, 31-0 (W)
 49ers, 41-31 (KZ)
 1962 — Bears, 30-14 (KZ)
 49ers, 34-27 (W)
 1963 — 49ers, 20-14 (KZ)
 Bears, 27-7 (W)
 1964 — 49ers, 31-21 (KZ)
 Bears, 23-21 (W)
 1965 — 49ers, 52-24 (KZ)
 Bears, 61-20 (W)
 1966 — Tie 30-30 (W)
 49ers, 41-14 (KZ)
 1967 — Bears, 28-14 (KZ)
 1968 — Bears, 27-19 (W)
 1969 — 49ers, 42-21 (KZ)
 1970 — 49ers, 37-16 (W)
 1971 — 49ers, 13-0 (SF)

L-28

T-1

1972 — 49ers, 34-21 (S)
 1974 — 49ers, 34-0 (S)
 1975 — 49ers, 31-3 (SF)
 1976 — Bears, 19-12 (SF)
 1978 — Bears, 16-13 (SF)
 1979 — Bears, 28-27 (SF)
 1981 — 49ers, 28-17 (SF)
 1983 — Bears, 13-3 (S)
 1984 — 49ers, 23-0 (SF) CC
 1985 — Bears, 26-10 (SF)
 1987 — 49ers, 41-0 (SF) mnf
 1988 — Bears, 10-9 (S) mnf
 49ers, 28-3 (S) CC
 1989 — 49ers, 26-0 (SF)
 1991 — 49ers, 52-14 (SF) mnf
 1994 — 49ers, 44-15 (SF) SR

SEATTLE SEAHAWKS

1976 — Bears, 34-7 (SE)
 1978 — Seahawks, 31-29 (S)

W-2

1982 — Seahawks, 20-14 (SE)
 1984 — Seahawks, 38-9 (SE)

L-4

1987 — Seahawks, 34-21 (S)
 1990 — Bears, 17-0 (S)

BEARS VS. THE NFL

ST. LOUIS RAMS

1937 — Bears, 20-2 (CL)
Bears, 15-7 (W)
1938 — Rams, 14-7 (W)
Rams, 23-21 (CL)
1939 — Bears, 30-21 (W)
Bears, 35-21 (CL)
1940 — Bears, 21-14 (CL)
Bears, 47-25 (W)
1941 — Bears, 48-21 (CL)
Bears, 31-13 (W)
1942 — Bears, 21-7 (CL)
Bears, 47-0 (W)
1944 — Rams, 19-7 (CL)
Bears, 28-21 (W)
1945 — Rams, 17-0 (CL)
Rams, 41-21 (W)
1946 — Tie, 28-28 (W)
Bears, 27-21 (LA)
1947 — Bears, 41-21 (LA)
Rams, 17-14 (W)
1948 — Bears, 42-21 (W)
Bears, 21-6 (LA)
1949 — Rams, 31-16 (W)
Rams, 27-24 (LA)
1950 — Bears, 24-20 (LA)
Bears, 24-14 (W)
Rams, 24-14 (LA) CC
1951 — Rams, 42-17 (W)

TAMPA BAY BUCCANEERS

1977 — Bears, 10-0 (TB)
1978 — Buccaneers, 33-19 (TB)
Bears, 14-3 (S)
1979 — Buccaneers, 17-13 (S)
Bears, 14-0 (TB)
1980 — Bears, 23-0 (S) mnf
Bears, 14-13 (TB) sat
1981 — Bears, 28-17 (S)
Buccaneers, 20-10 (TB)
1982 — Buccaneers, 26-23 (TB) +
1983 — Bears, 17-10 (S)
Bears, 27-0 (TB)
1984 — Bears, 34-14 (S)

TENNESSEE OILERS

1973 — Bears, 35-14 (S)
1977 — Oilers, 47-0 (H)
1980 — Oilers, 10-6 (S)

WASHINGTON REDSKINS

1932 — Tie 7-7 (BO)
1933 — Bears, 7-0 (W)
Redskins, 10-0 (W)
1934 — Bears, 21-0 (BO)
1935 — Bears, 30-14 (BO)
1936 — Bears, 26-0 (BO)
1937 — Redskins, 28-21 (W) NFL
1938 — Bears, 31-7 (W)
1940 — Redskins, 7-3 (WA)
Bears, 73-0 (WA) NFL
1941 — Bears, 35-21 (W)
1942 — Redskins, 14-6 (WA) NFL
1943 — Redskins, 21-7 (WA)
Bears, 41-21 (W) NFL

W-47

1952 — Rams, 31-7 (LA)
Rams, 40-24 (W)
1953 — Rams, 38-24 (LA)
Bears, 23-21 (W)
1954 — Rams, 42-38 (LA)
Bears, 24-13 (W)
1955 — Bears, 31-20 (LA)
Bears, 24-3 (W)
1956 — Bears, 35-24 (LA)
Bears, 30-21 (W)
1957 — Bears, 34-26 (W)
Bears, 16-10 (LA)
1958 — Bears, 31-10 (W)
Rams, 41-35 (LA)
1959 — Rams, 28-21 (W)
Bears, 26-21 (LA)
1960 — Bears, 34-27 (W)
Tie, 24-24 (LA)
1961 — Bears, 21-17 (LA)
Bears, 28-24 (W)
1962 — Bears, 27-23 (LA)
Bears, 30-14 (W)
1963 — Bears, 52-14 (LA)
Bears, 6-0 (W)
1964 — Bears, 38-17 (W)
Bears, 34-24 (LA)
1965 — Rams, 30-28 (LA)
Bears, 31-6 (W)

L-31

T-3

1966 — Rams, 31-17 (LA)
Bears, 17-10 (W)
1967 — Rams, 28-17 (W)
1968 — Bears, 17-16 (LA)
1969 — Rams, 9-7 (W)
1971 — Rams, 17-3 (LA)
1972 — Tie, 13-13 (S)
1973 — Rams, 26-0 (S)
1975 — Rams, 38-10 (LA)
1976 — Rams, 20-12 (LA)
1977 — Bears, 24-23 (S) mnf
1979 — Bears, 27-23 (S)
1981 — Rams, 24-7 (S) mnf
1982 — Bears, 34-26 (AN)
1983 — Rams, 21-14 (AN)
1984 — Rams, 29-13 (AN)
1985 — Bears, 24-0 (S) CC
1986 — Rams, 20-17 (S) mnf
1988 — Rams, 23-3 (AN) mnf
1989 — Bears, 20-10 (S)
1990 — Bears, 38-9 (S) sn
1993 — Rams, 20-6 (AN)
1994 — Bears 27-13 (S)
1995 — Rams, 34-28 (SL)
1996 — Bears, 35-9 (S)
1997 —

W-29

L-9

Bears, 44-9 (TB)
1985 — Bears, 38-28 (S)
Bears, 27-19 (TB)
1986 — Bears, 23-3 (TB)
Bears, 48-14 (S)
1987 — Bears, 20-3 (S)
Bears, 27-26 (TB)
1988 — Bears, 28-10 (S)
Bears, 27-15 (TB)
1989 — Buccaneers, 42-35 (TB)
Buccaneers, 32-31 (S)
1990 — Bears, 26-6 (TB)
Bears, 27-14 (S)

1991 — Bears, 21-20 (TB)
Bears, 27-0 (S) sat
1992 — Bears, 31-14 (S)
Buccaneers, 20-17 (TB)
1993 — Bears, 47-17 (S)
Buccaneers, 13-10 (TB)
1994 — Bears, 21-9 (S)
Bears, 20-6 (TB)
1995 — Bears, 25-6 (TB)
Bears, 31-10 (S)
1996 — Bears, 13-10 (S)
Buccaneers, 34-19 (TB)
1997 —

W-3

L-4

1986 — Bears, 20-7 (H)
1989 — Oilers, 33-28 (S)

1992 — Oilers, 24-7 (H) mnf
1995 — Bears, 35-32 (S)

W-21

L-17

T-1

1945 — Redskins, 28-21 (WA)
1946 — Bears, 24-20 (W)
1947 — Bears, 56-20 (WA)
1948 — Bears, 48-13 (W)
1949 — Bears, 31-21 (WA)
1951 — Bears, 27-0 (WA)
1953 — Bears, 27-24 (WA)
1957 — Redskins, 14-3 (W)
1964 — Redskins, 27-20 (DC)
1968 — Redskins, 38-28 (W)
1971 — Bears, 16-15 (S)
1974 — Redskins, 42-0 (DC)
1976 — Bears, 33-7 (S)

1978 — Bears, 14-10 (DC) sat
1980 — Bears, 35-21 (S)
1981 — Redskins, 24-7 (S)
1984 — Bears, 23-19 (DC) DP
1985 — Bears, 45-10 (S)
1986 — Redskins, 27-13 (S) DP
1987 — Redskins, 21-17 (S) DP
1988 — Bears, 34-14 (DC)
1989 — Redskins, 38-14 (DC)
1990 — Redskins, 10-9 (DC)
1991 — Redskins, 20-7 (S)
1996 — Redskins, 10-3 (DC)
1997 —

TEAM-BY-TEAM-SUMMARY

BEARS vs. EXTINCT FRANCHISES

	Road	Home	Total
Akron Pros		2-0-1	2-0-1
Akron Indians		1-0	1-0
Boston Yanks	2-0	1-0	3-0
Brooklyn Dodgers	5-0	5-0-1	10-0-1
Buffalo All-Americans		3-1	3-1
Buffalo Bisons	1-0	0-1	1-1
Canton Bulldogs		2-2	2-2
Champaign	1-0		1-0
Chicago Tigers	2-0		2-0
Cincinnati Reds	1-0	1-0	2-0
Cleveland Bulldogs	0-1	2-0	2-1
Cleveland Indians		2-0	2-0
Columbus Tigers		2-0	2-0
Dallas Texans	0-1	1-0	1-1
Dayton Triangles		4-0	4-0
Detroit Panthers	1-1	1-0-1	2-1-1
Detroit Tigers		1-0	1-0
Detroit Wolverines		0-2	0-2
Duluth Eskimos		2-0	2-0
Frankford Yellowjackets	2-3-1	5-1-1	7-4-2
Hammond Pros		3-0	3-0
Kewanee		1-0	1-0
Louisville Colonels		1-0	1-0
Milwaukee Badgers	1-0	2-0-1	3-0-1
Minneapolis Marines	3-0		3-0
Minneapolis Redjackets	1-0	2-0	3-0
Moline Tractors		1-0	1-0
New York Yankees	1-2	4-0	5-2
Oorang Indians		2-0	2-0
Pottsville Maroons		3-0	3-0
Providence Steam Rollers	0-1	0-0-1	0-1-1
Racine Legion	1-0	1-0-2	2-0-2
Rochester Jeffersons		2-0	2-0
Rock Island Independents	2-1-3	6-0-1	8-1-4
Rockford	1-0		1-0
Staten Island Stapletons	0-0-1	1-0	1-0-1
Toledo Maroons		1-0	1-0

ALL TIED UP

The Bears have had 42 ties in their 76-year history. However, their last knotted game was a 13-13 final against the Rams on September 24, 1972 — 362 games ago. Since 1974, when sudden death overtime was introduced, there have been just 13 ties in the entire NFL — none by the Bears. The other four NFC Central teams have each had at least one tie, led by the Packers with four.

The last tie in the NFL was a 10-10 contest between Kansas City and Cleveland on November 19, 1989. The league has played 1,676 games since the Chiefs-Browns clash, with 97 advancing to overtime, but none finishing in a tie.

Chicago has the distinction of having played in the most overtime games (21) without a tie.

TEAM-BY-TEAM-SUMMARY

BEARS vs. ACTIVE TEAMS

	Regular season		Post-season		Overall
	Road	Home	Road	Home	
Arizona Cardinals	1-0	0-0			54-25-6
Chicago Cardinals	15-11-1	30-8-5			
Cardinals-Steelers	1-0	1-0			
Phoenix Cardinals	1-0	0-0			
St. Louis Cardinals	1-4	4-2			
Atlanta Falcons	3-4	6-5			9-9
Baltimore Ravens	0-0	0-0			0-0
Buffalo Bills	1-2	3-0			4-2
Carolina Panthers	0-0	1-0			1-0
Cincinnati Bengals	1-1	1-3			2-4
Cleveland Browns	1-6	2-2			3-8
Dallas Cowboys	3-4	4-4	0-1	0-1	7-10
Denver Broncos	2-4	3-2			5-6
Detroit Lions	32-31	39-20-3			76-53-5
Portsmouth Spartans	2-2-1	3-0-1			
Green Bay Packers	34-34-4	47-31-2		1-0	82-65-6
Indianapolis Colts	2-0	1-0			16-21
Baltimore Colts	6-11	7-10			
Jacksonville Jaguars	1-0	0-0			1-0
Kansas City Chiefs	2-2	2-1			4-3
Miami Dolphins	1-3	1-2			2-5
Minnesota Vikings	15-21	17-16-2	1-0		33-37-2
Nashville Oilers					3-4
Houston Oilers	1-2	2-2			
New England Patriots	0-1	2-3		1-0*	3-4
New Orleans Saints	4-4	5-3		1-0	10-7
New York Giants	12-7-2	13-9	1-3	4-0	30-19-2
New York Jets	2-0	2-1			4-1
Oakland Raiders	1-1	1-2			4-5
Los Angeles Raiders	1-1	1-1			
Philadelphia Eagles	11-4-1	13-0	0-1	1-0	26-5-1
Eagles-Steelers		1-0			
Pittsburgh Steelers	3-4-1	9-1			19-5-1
Pittsburgh Pirates	3-0	1-0			
Cardinals-Steelers	1-0	1-0			
Eagles-Steelers		1-0			
San Diego Chargers	1-3	2-1			3-4
San Francisco 49ers	12-16	13-9-1	0-2	0-1	25-28-1
Seattle Seahawks	1-2	1-2			2-4
St. Louis Rams	0-1	1-0			47-31-3
Los Angeles Rams	14-14-1	20-10-2	0-1	1-0	
Cleveland Rams	5-3	6-2			
Tampa Bay Buccaneers	13-7	16-2			29-9
Washington Redskins	6-8	8-4	2-1	1-3	21-17-1
Boston Redskins	3-1-1	1-0			
TOTAL	244-229-17	354-165-25	4-9	10-5	612-408-42

Note: The Eagles and Steelers merged in 1943 and the Cardinals and Steelers merged in 1944. Games are officially recorded under both teams (though only counted once in the "TOTAL" line).

* Bears were designated as home team, but game was at neutral site.

1997 opponents in orange.

BEARS IN THE PRO BOWL

1951-1970: East vs. West — 1971-present: NFC vs. AFC

1/14/51 Dick Barwegan, G (1) Ray Bray, G (1) George Connor, T/LB (1) Fred Davis, T (1) Johnny Lujack, QB (1) Ed Sprinkle, DE (1) Bulldog Turner, C/LB (1)	1/17/60 Doug Atkins, DE (3) Erich Barnes, DB (1) Rick Casares, RB (5) Bill George, LB (6) Stan Jones, G (5) Fred Williams, DT (4)	1/21/73 Dick Butkus, LB (8) Ron Smith, KR (1)
1/12/52 Dick Barwegan, G (2) Ray Bray, G (2) George Connor, T/LB (2) John Dottley, RB (1) Johnny Lujack, QB (2) Ed Sprinkle, DE (2) Bulldog Turner, C/LB (2)	1/15/61 Doug Atkins, DE (4) Bill George, LB (7) Stan Jones, G (6) Johnny Morris, FL (1)	1/20/74 Wally Chambers, DT (1)
1/10/53 Dick Barwegan, G (3) George Connor, T/LB (3) Gene Schroeder, E (1) Ed Sprinkle, DE (3) Fred Williams, DT (1)	1/14/62 Doug Atkins, DE (5) Mike Ditka, TE (1) Bill George, LB (8) Stan Jones, G (7)	1/20/75 None
1/17/54 George Connor, T/LB (4) Jack Hoffman, E (1) Don Kindt, HB (1) Fred Williams, DT (2)	1/13/63 Doug Atkins, DE (6) Mike Ditka, TE (2) Joe Fortunato, LB (2) Richie Petitbon, DB (1)	1/26/76 Wally Chambers, DT (2) Walter Payton, RB (1)
1/16/55 Bill Bishop, T (1) Bill George, LB (1) Harlon Hill, WR (1) Ed Sprinkle, DE (4)	1/12/64 Doug Atkins, DE (7) Mike Ditka, TE (3) Joe Fortunato, LB (3) Joe Marconi, RB (1) Richie Petitbon, DB (2) Mike Pyle, C (1) Roosevelt Taylor, DB (1) Bill Wade, QB (1)	1/17/77 Wally Chambers, DT (3)
1/15/56 Ed Brown, QB (1) Rick Casares, RB (1) Bill George, LB (2) Harlon Hill, WR (2) Jack Hoffman, E (2) Stan Jones, G (1) Bill Wightkin, T (1)	1/10/65 Mike Ditka, TE (4) Joe Fortunato, LB (4) Johnny Morris, FL (2)	1/23/78 Allan Ellis, CB (1) Walter Payton,† RB (2)
1/13/57 Ed Brown, QB (2) JC Caroline, HB (1) Rick Casares, RB (2) Bill George, LB (3) Harlon Hill, WR (3) Stan Jones, G (2) McNeil Moore, HB (1) Larry Strickland, C (1)	1/15/66 Doug Atkins, DE (8) Dick Butkus, LB (1) Mike Ditka, TE (5) Joe Fortunato, LB (5) Gale Sayers, RB (1)	1/29/79 Walter Payton, RB (3)
1/12/58 Doug Atkins, DE (1) Rick Casares, RB (3) Bill George, LB (4) Kline Gilbert, T (1) Stan Jones, G (3)	1/22/67 Dick Butkus, LB (2) Richie Petitbon, DB (3) Gale Sayers†, RB (2)	1/27/80 Walter Payton, RB (4)
1/11/59 Doug Atkins, DE (2) Rick Casares, RB (4) Joe Fortunato, LB (1) Willie Galimore, RB (1) Bill George, LB (5) Stan Jones, G (4) Fred Williams, DT (3)	1/21/68 Dick Butkus, LB (3) Gale Sayers,† RB (3) Richie Petitbon, DB (3)	2/1/81 Gary Fencik, S (1) Dan Hampton, DE (1) Walter Payton, RB (5)
	1/19/69 Dick Butkus, LB (4) Gale Sayers,† RB (4) Roosevelt Taylor, DB (2)	1/31/82 Gary Fencik, S (2)
	1/18/70 Dick Butkus, LB (5) Gale Sayers,† RB (5)	2/6/83 Dan Hampton, DT (2)
	1/24/71 Dick Butkus, LB (6) Dick Gordon,† WR (1) Bobby Joe Green, P (1) Cecil Turner, KR (1)	1/29/84 Walter Payton, RB (6) Mike Singletary, LB (1)
	1/23/72 Dick Butkus, LB (7) Dick Gordon, WR (2)	1/27/85 Todd Bell, S (1) Richard Dent, DE (1) Dan Hampton, DT (3) Walter Payton, RB (7) Mike Singletary, LB (2)
		2/2/86 Jim Covert, T (1) Richard Dent, DE (2) Dave Duerson, S (1) Dan Hampton, DE (4) Jay Hilgenberg, C (1) Jim McMahon, QB (1) Walter Payton, RB (8) Mike Singletary, LB (3) Otis Wilson, LB (1)
		2/1/87 Jim Covert, T (2) Dave Duerson, S (2) Wilber Marshall, LB (1) Steve McMichael, DT (1) Jay Hilgenberg, C (2) Walter Payton, RB (9) Mike Singletary, LB (4)
		2/7/88 Dave Duerson, S (3) Jay Hilgenberg, C (3) Wilber Marshall, LB (2) Steve McMichael, DT (2) Mike Singletary, LB (5)

Continued

BEARS IN THE PRO BOWL

1/29/89	Neal Anderson, RB (1) Mark Bortz, G (1) Dave Duerson, S (4) Jay Hilgenberg, C (4) Mike Singletary, LB (6)	2/3/91	Neal Anderson,* RB (3) Mark Bortz,* G (2) Mark Carrier, S (1) Richard Dent, DE (3) Jay Hilgenberg, C (6) Mike Singletary, LB (8)	2/7/93	Mike Singletary, LB (10)
2/4/90	Neal Anderson,* RB (2) Jay Hilgenberg, C (5) Mike Singletary, LB (7)	2/2/92	Neal Anderson,* RB (4) Mark Carrier, S (2) Shaun Gayle, S (1) Jay Hilgenberg, C (7) Mike Singletary, LB (9)	2/6/94	Richard Dent, DE (4) Mark Carrier, S (3) Donnell Woolford, CB (1)
				2/5/95	None
				2/4/96	None
				2/2/97	None

* Did not play due to injuries; † Denotes game's outstanding player

BEARS IN OVERTIME

Since overtime was adopted in 1974, the Bears have played in 21 extra periods — sixth behind Minnesota (27), Denver (23), Baltimore (23), Miami (22), and New England (22). Chicago's ten overtime wins are tied for second in the NFC with Arizona and Washington, and trail Minnesota (13). In the AFC, Baltimore (13), Denver (12), Cincinnati (12), Buffalo (11), Oakland (10), and Pittsburgh (10) lead the overtime victory column.

Date	Coin flip winner	Site	Opponent	Score	Expired
Oct. 16, 1977	CHICAGO	Minnesota	Minnesota Vikings	L 16-22	6:45
Dec. 18, 1977	New York	New York	New York Giants	W 12-9	14:51
Oct. 1, 1978	CHICAGO	CHICAGO	Oakland Raiders	L 19-25	5:19
Sept. 7, 1980	CHICAGO	Green Bay	Green Bay Packers	L 6-12	6:00
Nov. 27, 1980	CHICAGO	Detroit	Detroit Lions	W 23-17	0:21*
Dec. 14, 1980	Cincinnati	CHICAGO	Cincinnati Bengals	L 14-17	4:23
Oct. 25, 1981	CHICAGO	CHICAGO	San Diego Chargers	W 20-17	9:30
Nov. 8, 1981	CHICAGO	Kansas City	Kansas City Chiefs	W 16-13	13:07
Jan. 2, 1983	CHICAGO	Tampa Bay	Tampa Bay Buccaneers	L 23-26	3:14
Sept. 18, 1983	CHICAGO	New Orleans	New Orleans Saints	L 31-34	10:57
Sept. 25, 1983	Baltimore	Baltimore	Baltimore Colts	L 19-22	4:51
Sept. 14, 1986	Philadelphia	CHICAGO	Philadelphia Eagles	W 13-10	5:56
Nov. 30, 1986	CHICAGO	CHICAGO	Pittsburgh Steelers	W 13-10	3:55
Nov. 18, 1990	Denver	Denver	Denver Broncos	W 16-13	13:14
Dec. 2, 1990	CHICAGO	CHICAGO	Detroit Lions	W 23-17	10:57
Sept. 23, 1991	NY Jets	CHICAGO	New York Jets	W 19-13	14:42
Nov. 24, 1991	Miami	CHICAGO	Miami Dolphins	L 13-16	4:11
Nov. 8, 1992	CHICAGO	CHICAGO	Cincinnati Bengals	L 28-31	8:39
Nov. 27, 1994	Arizona	Arizona	Arizona Cardinals	W 19-16	8:11
Dec. 1, 1994	CHICAGO	Minnesota	Minnesota Vikings	L 27-33	5:46
Nov. 5, 1995	CHICAGO	CHICAGO	Pittsburgh Steelers	L 34-37	8:19

10-11 overall: 5-5 at home; 5-6 on the road

*NFL record for shortest OT period. David Williams returned OT kickoff 95 yards for a touchdown.

BEARS ON MONDAY NIGHT FOOTBALL

Date	Opponent	Site	Score	Following Week
Oct. 5, 1970	Detroit Lions	Tiger Stadium	L 14-28	L Min
Nov. 29, 1971	Miami Dolphins	Orange Bowl	L 3-24	L @ Den
Oct. 23, 1972	Minnesota Vikings	SOLDIER FIELD	W 13-10	W @ STL
Nov. 12, 1973	Kansas City Chiefs	Arrowhead	L 7-19	L Det
Oct. 21, 1974	Green Bay Packers	SOLDIER FIELD	W 10-9	L @ Buf
Oct. 27, 1975	Minnesota Vikings	SOLDIER FIELD	L 9-13	L Mia
Oct. 10, 1977	Los Angeles Rams	SOLDIER FIELD	W 24-23	L+ @ Min
Sept. 25, 1978	Minnesota Vikings	SOLDIER FIELD	L 20-24	L+ Oak
Oct. 16, 1978	Denver Broncos	Mile High	L 7-16	L @ TB
Dec. 4, 1978	San Diego Chargers	Jack Murphy	L 7-40	W GB
Oct. 6, 1980	Tampa Bay Buccaneers	SOLDIER FIELD	W 23-0	L @ Min
Nov. 3, 1980	Cleveland Browns	Cleveland	L 21-27	W Wash
Sept. 28, 1981	Los Angeles Rams	SOLDIER FIELD	L 7-24	W @ Min
Oct. 19, 1981	Detroit Lions	Silverdome	L 17-48	W+ SD
Dec. 3, 1984	San Diego Chargers	Jack Murphy	L 7-20	L GB
Oct. 21, 1985	Green Bay Packers	SOLDIER FIELD	W 23-7	W Min
Dec. 2, 1985	Miami Dolphins	Orange Bowl	L 24-38	W Ind
Sept. 22, 1986	Green Bay Packers	Lambeau Field	W 25-12	W @ Cin
Nov. 3, 1986	Los Angeles Rams	SOLDIER FIELD	L 17-20	W @ TB
Dec. 15, 1986	Detroit Lions	Silverdome	W 16-13	W @ Dal
Sept. 14, 1987	New York Giants	SOLDIER FIELD	W 34-19	W TB
Nov. 16, 1987	Denver Broncos	Mile High	L 29-31	W Det
Dec. 14, 1987	San Francisco 49ers	Candlestick	L 0-41	L @ Sea
Oct. 24, 1988	San Francisco 49ers	SOLDIER FIELD	W 10-9	L @ NE
Dec. 5, 1988	Los Angeles Rams	Anaheim	L 3-20	W Det
Dec. 19, 1988	Minnesota Vikings	Metrodome	L 27-28	end of season
Oct. 2, 1989	Philadelphia Eagles	SOLDIER FIELD	W 27-13	L @ TB
Oct. 23, 1989	Cleveland Browns	Cleveland	L 7-27	W LA Rams
Sept. 23, 1991	New York Jets	SOLDIER FIELD	W+ 19-13	L @ Buf
Nov. 11, 1991	Minnesota Vikings	Metrodome	W 34-17	W @ Ind
Dec. 23, 1991	San Francisco 49ers	Candlestick	L 14-52	end of season
Sept. 21, 1992	New York Giants	SOLDIER FIELD	L 14-27	W Atl
Nov. 2, 1992	Minnesota Vikings	SOLDIER FIELD	L 10-38	L+ Cin
Dec. 7, 1992	Houston Oilers	Astrodome	L 7-24	W Pit
Oct. 25, 1993	Minnesota Vikings	SOLDIER FIELD	L 12-19	L @ GB
Sept. 12, 1994	Philadelphia Eagles	Veterans Stadium	L 22-30	L Min
Oct. 31, 1994	Green Bay Packers	SOLDIER FIELD	L 6-33	W @ TB
Sept. 11, 1995	Green Bay Packers	SOLDIER FIELD	L 24-27	W @ TB
Oct. 30, 1995	Minnesota Vikings	Metrodome	W 14-6	L+ Pit
Dec. 4, 1995	Detroit Lions	Silverdome	L 7-27	L @ Cin
Sept. 2, 1996	Dallas Cowboys	SOLDIER FIELD	W 22-6	L @ Wash
Oct. 28, 1996	Minnesota Vikings	Metrodome	W 15-13	W TB
Sept. 1, 1997	Green Bay Packers	Lambeau Field		

+ Overtime

Overall Record on *Monday Night Football*: 15-27 (Home: 10-9, Road: 5-18)

Record week following *MNF*: 20-20

At home following *MNF* home game: 3-3; following *MNF* road game: 9-5

On the road following *MNF* home game: 5-8; following *MNF* road game: 3-4

- The Bears-Dolphins game on December 2, 1985 remains the highest rated *Monday Night Football* game in NFL history drawing a 29.6 rating and 46.0 share.
- The Bears' 42 Monday night appearances from 1970-96 rank fifth in the NFL behind only Miami (54), Dallas (50), Oakland (48), and San Francisco (44).

BEARS TV / RADIO PROGRAMS

PRE-SEASON TV

For a fourth season, the Chicago Bears have teamed with WBBM-TV (CBS — Channel 2 in Chicago) in televising the three non-network **pre-season games** to Chicago and surrounding markets. The Bears are responsible for production and advertising sales of the games. ESPN's Mike Patrick will handle play-by-play duties for the August 2 and August 22 games, while Bears Hall-of-Fame linebacker Dick Butkus will provide the analysis. Fox's Kevin Harlan will join Butkus for the August 16 game.

The second, fourth, and fifth pre-season games will be shown on WBBM. The Bears-Buffalo game on Saturday, August 2 starts at 7:00 PM; followed by the Bears-Cardinals contest on Saturday, August 16 at 7:00 PM. The Bears-Saints game on Friday, August 22 begins at 7:30 PM. Each game is rebroadcast the same evening at 11:30 PM.

CHICAGO BEARS WEEKLY

For the eighth season, the Chicago Bears will produce a 30-minute television show, **Chicago Bears Weekly**. The show airs each Saturday night at 10:30 PM on WBBM-TV in Chicago beginning August 30 and continues throughout the season.

Every week the program presents an insider's view of the Bears organization including interviews with Bears players and coaches. Each episode reviews the latest Bears game and analyzes the upcoming opponent.

CHICAGO BEARS INSIDER

The Bears radio coverage on game day begins three hours prior to kickoff, and for the sixth season **Chicago Bears Insider** opens the program. Hosted by Wayne Larrivee and Hub Arkush, **CBI** is a 45-minute show which gives Bear fans an in-depth preview and analysis of the upcoming opponent. The program includes discussion of hot NFL issues, an in-depth interview with a player or coach, team related features and information, and analysis of the season to date.

THE DAVE WANNSTEDT SHOW (Radio)

Bears Head Coach Dave Wannstedt conducts his weekly radio show on WMAQ (670 AM) each Monday evening from 6:00 to 7:00 PM. Hosted by Hub Arkush, the hour-long **Dave Wannstedt Show** allows the Coach to look at the latest news from Halas Hall and around the NFL. Fans have the opportunity to talk with the Coach during the program's call-in segment.

THE DAVE WANNSTEDT SHOW (Television)

In his fifth season as Bears head coach, Dave Wannstedt continues his weekly television program on the **The Dave Wannstedt Show**. Coach Wannstedt's show will air Sunday nights at 10:30 PM on WBBM-TV. No matter where the game is played, Coach will appear live or via satellite with Tim Weigel to review game film and analyze pivotal moments from the contest. Coach Wannstedt's live appearance will serve as the nightcap for Bear fans experiencing the excitement of Bears football throughout the 1997 season.

'LUNCHEON' SERIES

The **Chicago Bears / Chicago Sun-Times Luncheon Series** is the "official" Chicago Bears luncheon held every week throughout the season. Each Monday night or Tuesday, a current Bear player, coach, or representative will appear along with a prominent Chicago sports anchor at one of the four Maggiano's locations in the Chicagoland area (downtown, Evanston, Oak Brook, Schaumburg). For the fifth season the event will be televised on SportsChannel on Tuesday evenings at 10:30 PM, with re-broadcasts later in the week.

BEARS RADIO PLAY-BY-PLAY

WMAQ 670-AM

One of the nation's top all-news stations, WMAQ Radio takes over as the new radio home of the Chicago Bears in 1997. WMAQ has a tradition rich in Chicago sports broadcasting history. The station also is the home of the *The Dave Wannstedt Show*. **Wayne Larrivee** calls play-by-play, with analysis from *Pro Football Weekly's* **Hub Arkush** and former Bear **Tom Thayer**. Pre-game shows begin three hours prior to kickoff. The post-game show from the locker-room features analysis from Dave Wannstedt and key players from the game.

WAYNE LARRIVEE

The play-by-play voice of the Bears since 1985, Wayne Larrivee is one of the most versatile and talented broadcasters in the country. Larrivee is a broadcaster for two Chicago pro sports teams — also serving as the play-by-play voice of the Chicago Bulls on WGN-TV. Larrivee's credits also include Big Ten football and basketball on Raycom and ESPN. A native New Englander, Larrivee attended Emerson College in Boston and handled play-by-play for the University of Iowa, University of Colorado, and the Missouri Valley Conference. Before joining WMAQ last winter, Larrivee was with WGN Radio for 11 years, and was sports director of KCMO-radio in Kansas City where he served as the Kansas City Chiefs play-by-play voice.



HUB ARKUSH

Hub Arkush begins his 11th season as a member of the Bears radio team. Arkush is publisher of *Pro Football Weekly*, a periodical devoted to pro football that is widely read in NFL circles. Arkush also serves as the founder and co-host of the syndicated radio and television shows with the same name. Arkush joined WGN Radio in 1985 as a pre-and post-game analyst before filling in during Bears broadcasts in 1987, and moving to WMAQ last spring. He is a highly sought after guest on sports talk shows nationwide. Arkush is a lifetime Chicagoan who attended Deerfield High School and the University of Michigan.

TOM THAYER

Tom Thayer retired from the Bears in 1992 after a distinguished 8-year career at offensive guard. Originally a Bears fourth-round draft pick in 1983 after an All-American career at Notre Dame, Thayer played for two-plus seasons with the USFL Chicago Blitz before joining the Bears. One of the team's strongest players, Thayer earned his starting role at right guard four games into the 1985 season, and eventually compiled consecutive game and consecutive start streaks that led the Bears during the late 1980s. Thayer has worked the past two seasons as a Bears analyst on WFLD-TV's pro football programming. A former all-state lineman at Joliet Catholic High, Thayer resides in Chicago.

BEARS RADIO

CHICAGO BEARS RADIO NETWORK

The Bears Radio Network consists of at least 16 stations across Illinois and the Midwest.

The following affiliates are included:

KCPS-AM	Burlington, IA	WVLN-AM / WSEI-FM	Olney, IL
KJOC-AM	Quad Cities	WQSN-FM	Kalamazoo, MI
WHHK-FM	Galva, IL	WFMB-AM	Springfield, IL
WRAM / WMOI	Monmouth, IL	WSOY-AM	Decatur, IL
WIRL-AM	Peoria, IL	WINU-AM	Highland, IN
WJEQ-FM	Macomb, IL	WDWS-AM	Champaign, IL
WGEM-AM	Quincy, IL		
WROK-AM	Rockford, IL		
WRSW-AM/FM	Warsaw, IN.		

TICKET INFORMATION and BEARS SHARE

TICKET OFFICE -- The Bears ticket office is located on the first floor of Halas Hall at Conway Park. Single game tickets are sold through the mail beginning June 1 of each year. After the mail order sale concludes, individual game tickets are available at the ticket office, or by calling TicketMaster (312 / 559-1212).

The Bears Ticket Office telephone number is (847) 615-BEAR (2327).

BEARS SHARE -- In 1993, the Bears created Bears Share, their ticket donation program benefiting the Boy Scouts of America, Boys and Girls Club of Chicago, and Clearbrook Center for the Handicapped. The idea is simple: if a season ticket subscriber or single ticket purchaser cannot attend a game, he or she donates those tickets to one of the three agencies. The agency either arranges for a responsible adult to escort one of their program participants to a Bears game, or re-sells the tickets at face value. For more information, call the Bears Ticket Office.

BEARS PRESS RELEASES, STATS, & ROSTERS AVAILABLE BY FAX

In order to better serve the media with the distribution of press releases, the Chicago Bears have employed a Fax-On-Demand service. This system benefits the media in two ways: 1) Instead of waiting for the weekly press release to arrive through the mail or waiting for us to fax it, you can receive it immediately; and, 2) Several other NFL teams have also signed up for the same service, so you can receive their information at the same time you request information about the Bears.

The system works as follows:

- From the handset of your fax machine, call **770 / 399-3060**.
- The automated message will ask for your password; enter **BEARS# (23277#)**.
- (To obtain a current directory of all NFL documents, press **2#**).
- To receive a Bears fax, choose from the following: **2101** UPCOMING GAME RELEASE (4-6 pages); **2102** CURRENT ROSTER (2 pages); **2103** CURRENT STATISTICS (2 pages); **2104** DEPTH CHART (1 page); **2105** SCHEDULE AND RESULTS (1 page); **2106** WEDNESDAY UPDATE AND INJURY REPORT (1 page); **2107** LATEST NEWS (1 page); **2108** LATEST GAME PLAY-BY-PLAY (10 pages).
- Once you have ordered your documents, press **2#**.
- After the tone, press the **START** button on your fax machine; your documents will be sent immediately.

NFL PHONE NUMBERS

NFL League Office	280 Park Avenue, New York, NY 10017	(212) 450-2000
NFL Properties	280 Park Avenue, New York, NY 10017	(212) 450-2000
NFL Films	330 Fellowship Road, Mt. Laurel, NJ 08054	(609) 778-1600
Pro Football Hall of Fame	2121 George Halas Dr. NW, Canton, OH 44708	(330) 456-8207
Elias Sports Bureau	500 Fifth Avenue, New York, NY 10036	(212) 869-1530

Team	PR Director	Phone Number
Arizona Cardinals	Paul Jensen	(602) 967-1010
Atlanta Falcons	Charlie Taylor	(404) 945-1111
Baltimore Ravens	Kevin Byrne	(410) 654-6200
Buffalo Bills	Denny Lynch	(716) 648-1800
Carolina Panthers	Charlie Dayton	(704) 358-1644
Chicago Bears	Bryan Harlan	(847) 295-6600
Cincinnati Bengals	Jack Brennan	(513) 621-3550
Dallas Cowboys	Rich Dalrymple	(214) 556-9900
Denver Broncos	Jim Saccomano	(303) 649-9000
Detroit Lions	Mike Murray	(313) 335-4131
Green Bay Packers	Lee Rammel	(414) 494-2351
Houston/Nashville Oilers	Dave Pearson	(713) 881-3500
Indianapolis Colts	Craig Kelley	(317) 297-2658
Jacksonville Jaguars	Dan Edwards	(904) 633-6000
Kansas City Chiefs	Bob Moore	(816) 924-9300
Miami Dolphins	Harvey Greene	(954) 452-7000
Minnesota Vikings	Dave Pelletier	(612) 828-6500
New England Patriots	Don Lowery	(508) 543-8200
New Orleans Saints	Greg Bensel	(504) 733-0255
New York Giants	Pat Hanlon	(201) 935-8111
New York Jets	Frank Ramos	(516) 560-8100
Oakland Raiders	Al LoCasale	(510) 567-9000
Philadelphia Eagles	Ron Howard	(215) 463-2500
Pittsburgh Steelers	Rob Boulware	(412) 323-0300
St. Louis Rams	Rick Smith	(314) 877-3700
San Diego Chargers	Bill Johnston	(619) 280-2111
San Francisco 49ers	Rodney Knox	(408) 562-4949
Seattle Seahawks	Gary Wright	(206) 827-9777
Tampa Bay Buccaneers	Reggie Roberts	(813) 870-2700
Washington Redskins	Mike McCall	(703) 471-9100

IMPORTANT DATES IN 1997-98

Thu., July 17	Two-a-day practices begin — Platteville, Wisconsin
Mon., July 21	Team departs for Dublin, Ireland for July 27 American Bowl vs. Steelers.
Tue., Aug. 19	Roster cut to 60 (3:00 PM CT)
Sun., Aug. 24	Roster cut to 53 (3:00 PM CT)
Mon., Aug. 25	Clubs may create practice squad of up to five players.
Mon., Sept. 1	Regular season opener vs. Packers — Lambeau Field (Monday, 8 PM CT)
Tue., Oct. 7	Trading deadline (3:00 PM CT)
Oct. 14-15	League meeting, Washington, D.C.
Tue., Nov. 4	Deadline to sign drafted, franchise, transition players, and restricted and unrestricted free agents, to whom June 1 tender was made. Players unsigned by Nov. 4 are prohibited from playing in the NFL in 1997.
Sun., Dec. 21	Regular season ends at Tampa Bay Buccaneers (Noon CT)
Dec. 27-28	Wild Card Weekend
Jan. 3-4, 1998	Divisional Playoff games
Sun., Jan. 11, 1998	Conference Championship
Sun., Jan. 25, 1998	Super Bowl XXXII — San Diego, CA — Kickoff at 5:00 PM CT (NBC)
Sun., Feb. 1, 1998	Pro Bowl — Honolulu, HI — 5:00 PM CT (ABC)

1997 NFL PRE-SEASON SCHEDULE

WEEK 1

Saturday, July 26

Hall of Fame Game: Minnesota vs. Seattle (at Canton, OH).....(ABC) 1:30 PM

Buffalo at Denver.....8:00 PM

Miami at Green Bay.....5:30 PM

Sunday, July 27

American Bowl: Chicago vs. Pittsburgh (at Dublin, Ireland).....(FOX) Noon

Thursday, July 31

New England at Green Bay.....(ESPN) 7:00 PM

Friday, August 1

Atlanta at Detroit.....6:30 PM

Cincinnati at Indianapolis.....5:30 PM

Saturday, August 2

Arizona at Seattle.....9:00 PM

Houston vs. New Orleans (at Memphis, TN).....7:00 PM

Philadelphia at New York Jets.....7:00 PM

San Francisco at San Diego.....9:00 PM

Chicago at Buffalo.....(WBBM — Channel 2) 6:00 PM

New York Giants at Baltimore.....7:00 PM

Pittsburgh at Kansas City.....7:00 PM

St. Louis at Minnesota.....7:00 PM

Washington vs. Tampa Bay.....6:30 PM

Sunday, August 3

Carolina at Jacksonville.....(NBC) 2:00 PM

Oakland at Dallas.....(TNT) 7:00 PM

Monday, August 4

American Bowl Denver vs. Miami (at Mexico City, Mexico).....(ABC) 7:00 PM

WEEK 2

Friday, August 8

Baltimore at New York Jets.....7:00 PM

Cincinnati at Detroit.....6:30 PM

Dallas at New England.....(TNT) 7:00 PM

Green Bay at Oakland.....TBA

Arizona at St. Louis.....7:00 PM

Saturday, August 9

Minnesota at Buffalo.....6:30 PM

Denver at Carolina.....7:00 PM

Houston at Washington (at Nashville, TN).....7:00 PM

Indianapolis at San Diego.....9:00 PM

Jacksonville at New York Giants.....7:00 PM

Tampa Bay at Atlanta.....6:30 PM

Seattle at San Francisco.....8:00 PM

Kansas City at New Orleans.....7:00 PM

Sunday, August 10

Chicago at Miami.....(TNT) 7:00 PM

Monday, August 11

Pittsburgh at Green Bay.....(ABC) 7:00 PM

WEEK 3

Thursday, August 14

Carolina at Kansas City.....(ESPN) 7:00 PM

Friday, August 15

St. Louis at Dallas.....(FOX) 7:00 PM

Saturday, August 16

American Bowl: Buffalo vs. Green Bay (at Toronto, Canada).....3:00 PM

Houston vs. San Diego (at Nashville, TN).....7:00 PM

Indianapolis at Seattle.....9:00 PM

Minnesota at Cincinnati.....6:30 PM

New York Jets at New York Giants.....7:00 PM

Washington at Atlanta.....6:30 PM

Baltimore at Philadelphia.....7:00 PM

Arizona at Chicago.....(WBBM — Channel 2) 7:00 PM

Miami at Tampa Bay.....6:30 PM

New Orleans at Oakland.....3:00 PM

Sunday, August 17

Denver at New England.....(NBC) Noon

Monday, August 18

Detroit at Pittsburgh.....(TNT) 7:00 PM

Jacksonville at San Francisco.....(ABC) 7:00 PM

WEEK 4

Thursday, August 21

Detroit at Indianapolis.....5:30 PM

New England at Philadelphia.....7:00 PM

Washington at Miami.....(ESPN) 7:00 PM

Atlanta at Jacksonville.....6:30 PM

Buffalo at Baltimore.....6:30 PM

New York Jets at Tampa Bay (at Orlando, FL).....6:30 PM

San Diego at Minnesota.....7:00 PM

Seattle at Cincinnati.....6:30 PM

Pittsburgh at Carolina.....7:00 PM

New Orleans at Chicago.....(WBBM — Channel 2) 7:30 PM

New York Giants vs. Green Bay (at Madison, WI).....7:00 PM

Kansas City at St. Louis.....7:00 PM

Houston at Dallas.....7:00 PM

Oakland at Arizona.....9:00 PM

Saturday, August 23

San Francisco at Denver.....(FOX) 7:00 PM

All times Chicago time

MEDIA INFORMATION

CREDENTIALS: News media representatives who have not been issued season press credentials should request single game credentials in advance by writing or calling Bryan Harlan, Director of Public Relations, Halas Hall, 1000 Football Drive, Lake Forest, IL 60045. (847) 295-6600. Credentials will be left at the PRESS WILL CALL window located at Gate 17 on the west side of the stadium. PRESS WILL CALL opens three hours before kickoff. Space is extremely limited in the Soldier Field Press Box, so guests are NOT permitted and credentials are limited to working press only.

PHOTOGRAPHERS: Sideline credentials for field photographers are issued by the Bears' PR department. Space limitations make it impossible to accredit free lance photographers who are not on specific assignment by a recognized sports or news publication. Sideline credentials must be reserved five days before the game and can be picked up at Gate 17.

PARKING: Media parking is limited at Soldier Field. Applications must be made in writing on company letterhead to Bryan Harlan.

TELEPHONES: The Bears provide a limited number of co-op credit card phones for copy transmission. To order phone lines in the Soldier Field Press Box call: Sandra Akbar at Ameritech at (312) 750-6893.

TO SOLDIER FIELD FROM O'HARE AIRPORT: Take Kennedy Expressway to Congress Street. Exit East to Columbus Drive. Go right (south) on Columbus until it feeds into Lake Shore Drive South. Due to construction, follow signs to Soldier Field parking.

FROM SOLDIER FIELD TO O'HARE AIRPORT: Take Lake Shore Drive South to I-55 (on right). Take I-55 to I-90/94. Exit North / West to Wisconsin. Follow signs to O'Hare (take the Kennedy / I-90).

DIRECTIONS OUT OF PRESS BOX AFTER GAME: Take press box elevator to first level concourse inside stadium; follow inside concourse to south end of stadium. Exit at Gate O. All taxi cabs are instructed to pick up at Gate O.

POST-GAME TRANSPORTATION: Please advise Bears' PR personnel as soon as possible should you require post-game transportation. Phone: (312) TAXI-CAB (829-4222).

BEARS PUBLIC RELATIONS TELEPHONE NUMBERS:

Office: (847) 295-6600	Office Extensions	Home
Bryan Harlan, Director	220	773 / 975-8082
Phil Handler, Assistant Director	221	773 / 975-1915
Scott Hagel, Assistant	224	847 / 295-1116

BEARS' 1997 ROAD HEADQUARTERS

Dublin, Ireland (pre-season)	Burlington Hotel	011-3531-660-5222
Buffalo (pre-season)	Buffalo Hilton	716 / 845-5116
Miami (regular and pre-season)	Ft. Lauderdale Airport Hilton	954 / 920-3300
Green Bay	Comfort Suites	414 / 499-7449
New England	Westin Waltham	617 / 290-5600
Dallas	Marriott Quorum	972 / 661-2800
Minnesota	Marriott City Center	612 / 349-4000
Detroit	Doubletree Guest Suites	810 / 879-6772
St. Louis	Marriott Pavilion	314 / 421-1776
Tampa Bay	Wyndham Harbour Island Hotel	813 / 229-5000

VISITING TEAMS' HOTELS IN CHICAGO

Arizona (pre-season)	Westin — O'Hare	847 / 698-6000
Buffalo, Detroit, NY/Jets, Washington	Hyatt Regency — Downtown	312 / 565-1234
Green Bay	Westin — Downtown	312 / 943-7200
Minnesota	Hilton — O'Hare	773 / 686-8000
New Orleans (regular and pre-season)	Marriott O'Hare	773 / 693-4444
Tampa Bay	n/a	

1997 BEARS SCHEDULE

PRE-SEASON

Date	Opponent	Chicago Time	TV
Sun., July 27	Pittsburgh Steelers (Ireland)	NOON	FOX
Sat., Aug. 2	at Buffalo Bills	7:00 PM	WBBM
Sun., Aug. 10	at Miami Dolphins	8:00 PM	TNT
Sat., Aug. 16	ARIZONA CARDINALS	7:00 PM	WBBM
Fri., Aug. 22	NEW ORLEANS SAINTS	7:30 PM	WBBM

REGULAR SEASON

Date	Opponent	Chicago Time	TV
Mon., Sept. 1	at Green Bay Packers	8:00 PM	ABC
Sun., Sept. 7	MINNESOTA VIKINGS	NOON	FOX
Sun., Sept. 14	DETROIT LIONS	NOON	FOX
Sun., Sept. 21	at New England Patriots	NOON	FOX
Sun., Sept. 28	at Dallas Cowboys	3:00 PM	FOX
Sun., Oct. 5	NEW ORLEANS SAINTS	7:00 PM	TNT
Sun., Oct. 12	GREEN BAY PACKERS	NOON	FOX
Sun., Oct. 19	<i>Bye Week</i>		
Sun., Oct. 26	at Miami Dolphins	3:00 PM	FOX
Sun., Nov. 2	WASHINGTON REDSKINS	NOON	FOX
Sun., Nov. 9	at Minnesota Vikings	NOON	FOX
Sun., Nov. 16	NEW YORK JETS	3:00 PM	NBC
Sun., Nov. 23	TAMPA BAY BUCCANEERS	NOON	FOX
Thur., Nov. 27	at Detroit Lions	11:30 AM	FOX
Sun., Dec. 7	BUFFALO BILLS	NOON	NBC
Sun., Dec. 14	at St. Louis Rams	7:00 PM	ESPN
Sun., Dec. 21	at Tampa Bay Buccaneers	Noon	FOX



Proud to be the official airline of the Chicago Bears.

 **UNITED AIRLINES**

The Official Airline of the Chicago Bears

1997 NFL SCHEDULE

WEEK 10

No game: New Orleans, NY Giants

Sunday, November 2

Baltimore at NY Jets, NOON
Dallas at San Francisco, 3:00 PM
Jacksonville at Houston, 3:00 PM
Miami at Buffalo, NOON
New England at Minnesota, NOON
Oakland at Carolina, NOON
Philadelphia at Arizona, 3:00 PM
St. Louis at Atlanta, NOON
San Diego at Cincinnati, NOON
Seattle at Denver, 3:00 PM
Tampa Bay at Indianapolis, NOON
Washington at Chicago, NOON
Detroit at Green Bay, 7:00 PM

Monday, November 3

Pittsburgh at Kansas City, 8:00 PM

WEEK 11

Sunday, November 9

Arizona at Dallas, NOON
Carolina at Denver, 3:00 PM
Chicago at Minnesota, NOON
Cincinnati at Indianapolis, NOON
Detroit at Washington, NOON
Kansas City at Jacksonville, NOON
New England at Buffalo, 3:00 PM
New Orleans at Oakland, 3:00 PM
NY Giants at Houston, 3:00 PM
NY Jets at Miami, NOON
St. Louis at Green Bay, NOON
Seattle at San Diego, 3:00 PM
Tampa Bay at Atlanta, NOON
Baltimore at Pittsburgh, 7:00 PM

Monday, November 10

San Francisco at Philadelphia, 8:00 PM

WEEK 12

Sunday, November 16

Arizona at NY Giants, NOON
Atlanta at St. Louis, NOON
Carolina at San Francisco, 3:00 PM
Cincinnati at Pittsburgh, NOON
Denver at Kansas City, NOON
Green Bay at Indianapolis, NOON
Houston at Jacksonville, NOON
Minnesota at Detroit, NOON
New England at Tampa Bay, NOON
NY Jets at Chicago, 3:00 PM
Philadelphia at Baltimore, NOON
Seattle at New Orleans, NOON
Washington at Dallas, NOON
Oakland at San Diego, 7:00 PM

Monday, November 17

Buffalo at Miami, 8:00 PM

WEEK 13

Sunday, November 23

Arizona at Baltimore, NOON
Buffalo at Houston, NOON
Carolina at St. Louis, 3:00 PM
Dallas at Green Bay, NOON
Indianapolis at Detroit, NOON
Jacksonville at Cincinnati, 3:00 PM
Kansas City at Seattle, 3:00 PM
Miami at New England, NOON
Minnesota at NY Jets, NOON
New Orleans at Atlanta, NOON
Pittsburgh at Philadelphia, NOON
San Diego at San Francisco, 3:00 PM
Tampa Bay at Chicago, NOON
NY Giants at Washington, 7:00 PM

Monday, November 24

Oakland at Denver, 8:00 PM

WEEK 14

Thanksgiving Day, Nov. 27

Chicago at Detroit, 11:30 AM

Houston at Dallas, 3:00 PM

Sunday, November 30

Atlanta at Seattle, 3:00 PM
Baltimore at Jacksonville, NOON
Cincinnati at Philadelphia, NOON
Indianapolis at New England, NOON
Miami at Oakland, 3:00 PM
New Orleans at Carolina, NOON
NY Jets at Buffalo, NOON
Pittsburgh at Arizona, 3:00 PM
St. Louis at Washington, NOON
San Francisco at Kansas City, NOON
Tampa Bay at NY Giants, 3:00 PM
Denver at San Diego, 7:00 PM

Monday, December 1

Green Bay at Minnesota, 8:00 PM

WEEK 15

Thursday, December 4

Houston at Cincinnati, 7:00 PM

Sunday, December 7

Atlanta at San Diego, NOON
Buffalo at Chicago, NOON
Denver at Pittsburgh, NOON
Green Bay at Tampa Bay, NOON
Indianapolis at NY Jets, 3:00 PM
Minnesota at San Francisco, 3:00 PM
New England at Jacksonville, NOON
NY Giants at Philadelphia, NOON
Oakland at Kansas City, NOON
St. Louis at New Orleans, NOON
Seattle at Baltimore, NOON
Washington at Arizona, 3:00 PM
Detroit at Miami, 7:00 PM

Monday, December 8

Carolina at Dallas, 8:00 PM

WEEK 16

Saturday, December 13

Pittsburgh at New England, 3:00 PM
Washington at NY Giants, 11:30 AM

Sunday, December 14

Arizona at New Orleans, 3:00 PM
Dallas at Cincinnati, NOON
Detroit at Minnesota, NOON
Green Bay at Carolina, 3:00 PM
Houston at Baltimore, NOON
Jacksonville at Buffalo, NOON
Kansas City at San Diego, 3:00 PM
Miami at Indianapolis, NOON
Philadelphia at Atlanta, NOON
Seattle at Oakland, 3:00 PM
Tampa Bay at NY Jets, NOON
Chicago at St. Louis, 7:00 PM

Monday, December 15

Denver at San Francisco, 8:00 PM

WEEK 17

Saturday, December 20

Buffalo at Green Bay, 11:30 AM
St. Louis at Carolina, 3:00 PM

Sunday, December 21

Atlanta at Arizona, 3:00 PM
Baltimore at Cincinnati, NOON
Chicago at Tampa Bay, NOON
Indianapolis at Minnesota, NOON
Jacksonville at Oakland, 3:00 PM
New Orleans at Kansas City, NOON
NY Giants at Dallas, NOON
NY Jets at Detroit, 3:00 PM
Philadelphia at Washington, NOON
Pittsburgh at Houston, NOON
San Diego at Denver, 3:00 PM
San Francisco at Seattle, 7:00 PM

Monday, December 22

New England at Miami, 8:00 PM

POST-SEASON

Saturday, December 27, 1997

First Round, 11:30 AM and 3:00 PM

Sunday, December 28, 1997

First Round, 11:30 AM and 3:00 PM

Saturday, January 3, 1998

Second Round, 11:30 AM and 3:00 PM

Sunday, January 4, 1998

Second Round, 11:30 AM and 3:00 PM

Sunday, January 11, 1998

Conference Championships
11:30 AM and 3:00 PM

Sunday, January 25, 1998

Super Bowl XXXII — San Diego

5:00 PM — NBC

Sunday, February 1, 1998

Pro Bowl, 5:00 PM — Honolulu

All times Chicago time

1997 NFL SCHEDULE

WEEK 1

Sunday, August 31

Arizona at Cincinnati, NOON
Atlanta at Detroit, NOON
Dallas at Pittsburgh, NOON
Indianapolis at Miami, NOON
Jacksonville at Baltimore, 3:00 PM
Kansas City at Denver, 3:00 PM
Minnesota at Buffalo, NOON
New Orleans at St. Louis, NOON
New York Jets at Seattle, 3:00 PM
Oakland at Houston, NOON
Philadelphia at New York Giants, NOON
San Diego at New England, NOON
San Francisco at Tampa, 3:00 PM
Washington at Carolina, 7:00 PM

Monday, September 1

Chicago at Green Bay, 8:00 PM

WEEK 2

Sunday September 7

Buffalo at NY Jets, NOON
Carolina at Atlanta, NOON
Cincinnati at Baltimore, NOON
Denver at Seattle, NOON
Green Bay at Philadelphia, 3:00 PM
Houston at Miami, NOON
Minnesota at Chicago, NOON
New England at Indianapolis, NOON
NY Giants at Jacksonville, 3:00 PM
San Diego at New Orleans, NOON
San Francisco at St. Louis, NOON
Tampa Bay at Detroit, NOON
Washington at Pittsburgh, NOON
Dallas at Arizona, 7:00 PM

Monday, September 8

Kansas City at Oakland, 8:00 PM

WEEK 3

No game: Cincinnati, Houston, Jacksonville, Pittsburgh

Sunday, September 14

Arizona at Washington, NOON
Baltimore at NY Giants, NOON
Buffalo at Kansas City, NOON
Carolina at San Diego, 3:00 PM
Detroit at Chicago, NOON
Miami at Green Bay, NOON
New Orleans at San Francisco, 3:00 PM
Oakland at Atlanta, NOON
St. Louis at Denver, 3:00 PM
Seattle at Indianapolis, 3:00 PM
Tampa Bay at Minnesota, NOON
NY Jets at New England, 7:00 PM

Monday, September 15

Philadelphia at Dallas, 8:00 PM

WEEK 4

No game: Arizona, Dallas, Philadelphia, Washington

Sunday, September 21

Atlanta at San Francisco, 3:00 PM
Baltimore at Houston, NOON
Chicago at New England, NOON
Cincinnati at Denver, 3:00 PM
Detroit at New Orleans, NOON
Indianapolis at Buffalo, 3:00 PM
Kansas City at Carolina, NOON
Minnesota at Green Bay, NOON
NY Giants at St. Louis, 3:00 PM
Oakland at NY Jets, NOON
San Diego at Seattle, 3:00 PM
Miami at Tampa Bay, 7:00 PM

Monday, September 22

Pittsburgh at Jacksonville, 8:00 PM

WEEK 5

No game: Buffalo, Indianapolis, Miami, New England

Sunday, September 28

Arizona at Tampa Bay, NOON
Baltimore at San Diego, 3:00 PM
Chicago at Dallas, 3:00 PM
Denver at Atlanta, NOON
Green Bay at Detroit, NOON
Houston at Pittsburgh, NOON
Jacksonville at Washington, NOON
New Orleans at NY Giants, NOON
NY Jets at Cincinnati, 3:00 PM
St. Louis at Oakland, 3:00 PM
Seattle at Kansas City, 3:00 PM
Philadelphia at Minnesota, 7:00 PM

Monday, September 29

San Francisco at Carolina, 8:00 PM

WEEK 6

No game: Atlanta, Carolina, St. Louis, San Francisco

Sunday, October 5

Cincinnati at Jacksonville, NOON
Dallas at NY Giants, NOON
Detroit at Buffalo, NOON
Houston at Seattle, 3:00 PM
Kansas City at Miami, NOON
Minnesota at Arizona, 3:00 PM
NY Jets at Indianapolis, 3:00 PM
Pittsburgh at Baltimore, NOON
San Diego at Oakland, 3:00 PM
Tampa Bay at Green Bay, NOON
Washington at Philadelphia, NOON

New Orleans at Chicago, 7:00 PM

Monday, October 6

New England at Denver, 8:00 PM

WEEK 7

No game: Baltimore, Denver, Kansas City, Oakland, San Diego, Seattle

Sunday, October 12

Atlanta at New Orleans, NOON
Buffalo at New England, NOON
Carolina at Minnesota, 3:00 PM
Cincinnati at Houston, NOON
Detroit at Tampa Bay, NOON
Green Bay at Chicago, NOON
Miami at NY Jets, NOON
NY Giants at Arizona, 3:00 PM
Philadelphia at Jacksonville, NOON
St. Louis at San Francisco, 3:00 PM
Indianapolis at Pittsburgh, 7:00 PM

Monday, October 13

Dallas at Washington, 8:00 PM

WEEK 8

No game: Chicago, Green Bay, Minnesota, Tampa Bay

Thursday, October 16

San Diego at Kansas City, 7:00 PM

Sunday, October 19

Arizona at Philadelphia, NOON
Carolina at New Orleans, NOON
Denver at Oakland, 3:00 PM
Jacksonville at Dallas, NOON
Miami at Baltimore, 3:00 PM
New England at NY Jets, NOON
NY Giants at Detroit, 3:00 PM
Pittsburgh at Cincinnati, 3:00 PM
San Francisco at Atlanta, NOON
Seattle at St. Louis, NOON
Washington at Houston, NOON

Monday, October 20

Buffalo at Indianapolis, 8:00 PM

WEEK 9

No game: Detroit, NY Jets

Sunday, October 27

Baltimore at Washington, NOON
Chicago at Miami, 3:00 PM
Cincinnati at NY Giants, NOON
Dallas at Philadelphia, NOON
Denver at Buffalo, NOON
Houston at Arizona, 3:00 PM
Indianapolis at San Diego, 3:00 PM
Jacksonville at Pittsburgh, 3:00 PM
Kansas City at St. Louis, NOON
Minnesota at Tampa Bay, NOON
Oakland at Seattle, 3:00 PM
San Francisco at New Orleans, NOON
Atlanta at Carolina, 7:00 PM

Monday, October 28

Green Bay at New England, 8:00 PM



**ALWAYS GRAB
A COLD ONE.**



©1994 The Coca-Cola Company. "Coca-Cola," the Dynamic Ribbon device and the Contour Bottle design are registered trademarks of The Coca-Cola Company.